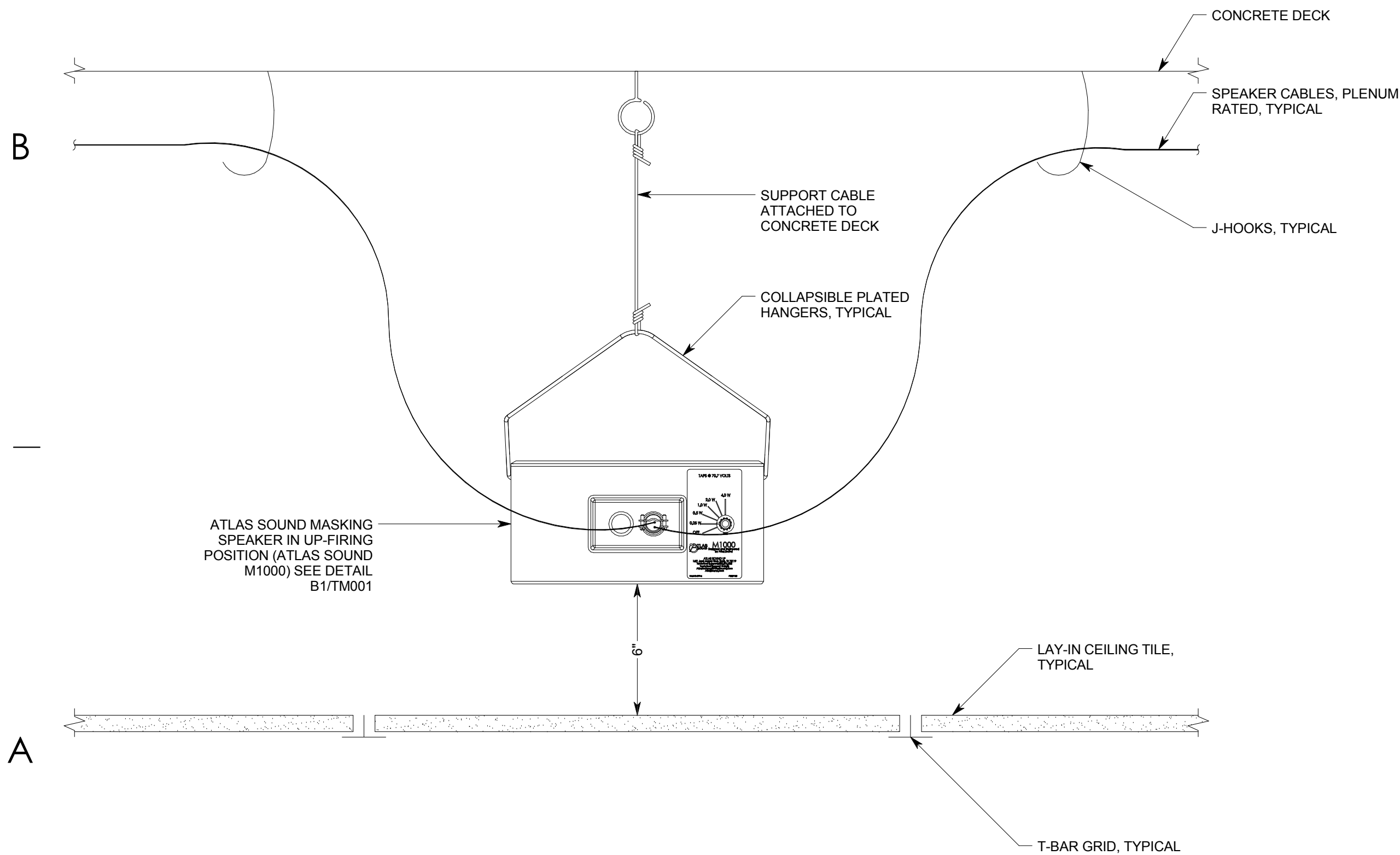
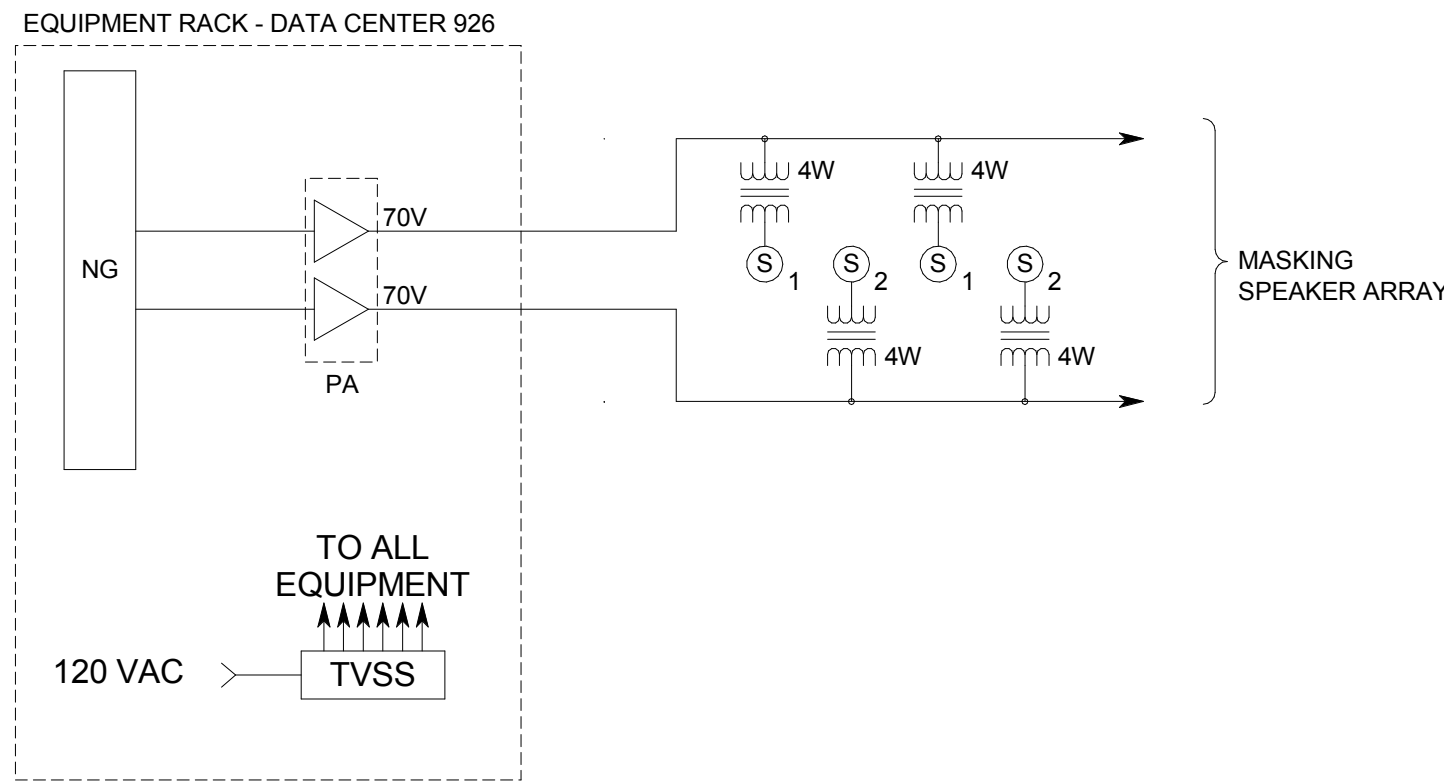


3/27/2020 3:39:41 PM C:\Users\sam2\Documents\20190980-Elec Central\sam2XYCWG.rvt
ALL IDEAS, DESIGNS, ARRANGEMENTS AND PLANS INDICATED OR REPRESENTED IN THIS DRAWING ARE OWNED BY AND THE PROPERTY OF AJC ARCHITECTS PC, AND WERE CREATED, EVOLVED, AND DEVELOPED FOR USE ON AND IN CONNECTION WITH THE SPECIFIED PROJECT. NONE OF THE IDEAS, DESIGNS, ARRANGEMENTS OR PLANS SHALL BE USED BY OR DISCLOSED TO ANY PERSON, FIRM, OR CORPORATION FOR ANY PURPOSE WHATSOEVER WITHOUT WRITTEN CONSENT OF AJC ARCHITECTS. ANY REUSE, REPRODUCTION, OR MODIFICATION OF THIS DRAWING WITHOUT THE WRITTEN CONSENT OF AJC ARCHITECTS IS A VIOLATION OF THE PROFESSIONAL ETHICS OF AJC ARCHITECTS AND MAY BE SUBJECT TO PROSECUTION. ANY VARIATION FROM THE DIMENSIONS AND CONDITIONS SHOWN BY THESE DRAWINGS, WARNING: REPRODUCTION HEREOF IS A CRIMINAL OFFENSE UNDER 18 U.S.C. SEC. 506. UNAUTHORIZED DISCLOSURE MAY CONSTITUTE TRADE SECRET MISAPPROPRIATION IN VIOLATION OF 11 C.F.R. 3.1 ET. SEC. AND OTHER LAWS.



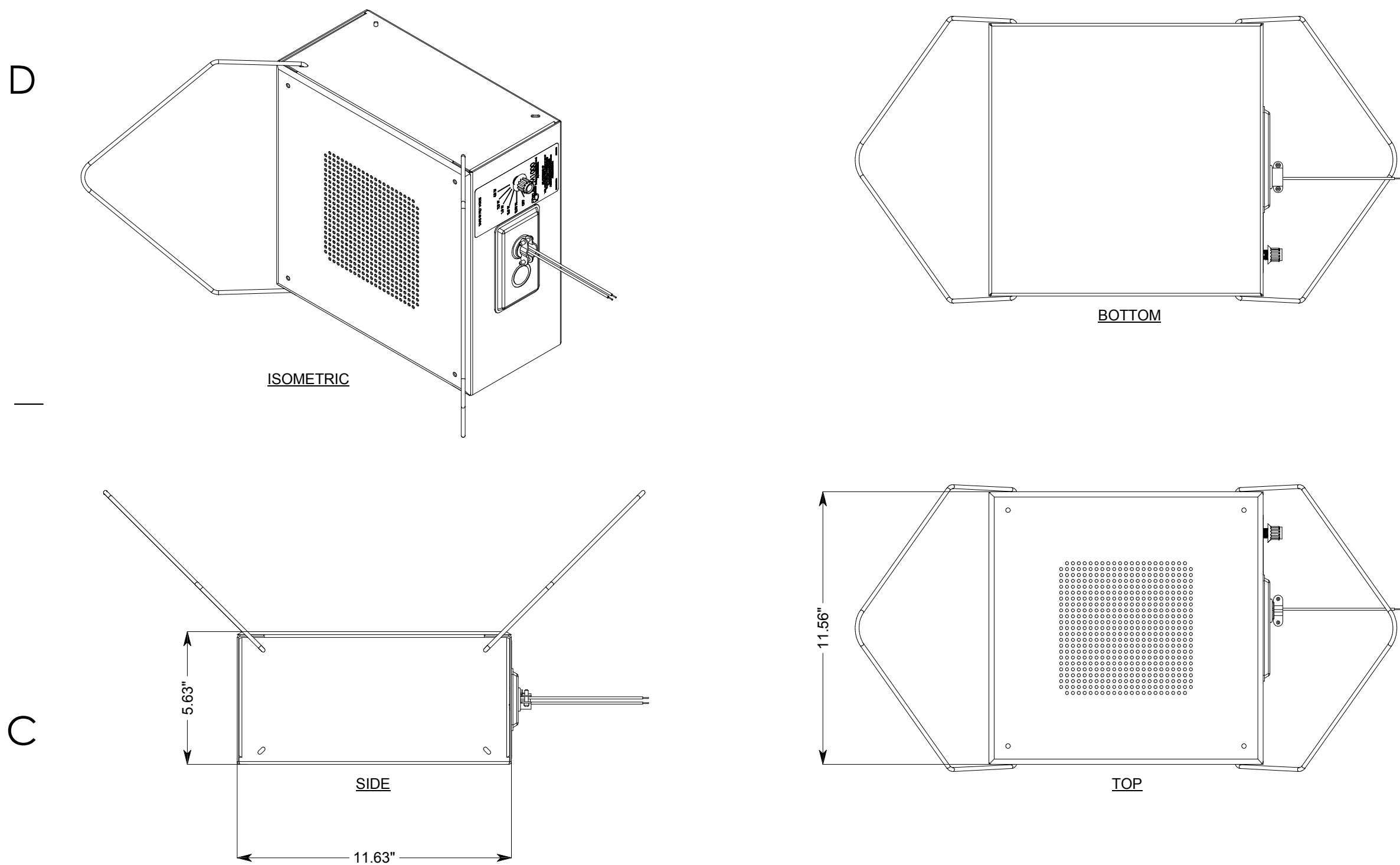
A1 SOUND MASKING SPEAKER INSTALLATION DETAIL

NTS



A3 SOUND MASKING SYSTEM RISER DIAGRAM

NTS



C1 SOUND MASKING SPEAKER DETAIL (ATLAS SOUND M1000)

NTS

SOUND MASKING SYSTEM EQUIPMENT LIST			
THE ITEMS INDICATED BELOW SHALL NOT BE CONSTRUED AS A "BILL OF MATERIALS". THIS LIST IDENTIFIES ITEMS OF SIGNIFICANCE USED DURING THE DESIGN OF THE ELECTRONIC SYSTEMS INSTALLATION. WHERE THE ITEMS INDICATED ARE ONE PORTION OF AN ASSEMBLY, THE ENTIRE ASSEMBLY SHALL BE PROVIDED UNLESS SPECIFIED OTHERWISE. PROVIDE ALL MISCELLANEOUS HARDWARE AND SUPPORTS WHICH MAY NOT BE LISTED HERE, FOR A COMPLETE INSTALLATION. COMPARE CATALOG NUMBERS WITH DESCRIPTIONS AND NOTIFY ENGINEER OF DISCREPANCIES PRIOR TO BID. IF CATALOG NUMBERS DO NOT MATCH DESCRIPTIONS, THE DESCRIPTIONS TAKE PRECEDENCE. PROVIDE COMPLETE SUBMITTAL FOR APPROVAL PRIOR TO PURCHASING ANY EQUIPMENT OR CABLE. REFER TO SPECIFICATIONS FOR ADDITIONAL REQUIREMENTS.			
SYMBOL	DESCRIPTION	QUANTITY	ACCEPTABLE TYPES
NG	MASKING NOISE GENERATOR, MULTI-CHANNEL W/ EQUALIZATION	0FP	ATLAS SOUND ASP-MG24 TDB
S _{1,2}	MASKING SPEAKER ASSEMBLY, UPWARD RADIATING W/ 8" SPEAKER, SUSPENSION CHAIN, AND ROTARY TAP SELECTION	0FP	ATLAS SOUND M1000, SEE DETAIL B1/TM001
PA	POWER AMPLIFIER, 2-CHANNEL, 70V, MINIMUM 200 WATTS PER CHANNEL	0FP	CROWN DCI 2-300 QSC-CX302V
TVSS	TRANSIENT VOLTAGE SURGE SUPPRESSOR, 20 AMP	0FP	TRIPP LITE IBAR12-20ULTRA
	J-HOOKS, SEE DETAIL D1/TM001	A/R	CADDY HILTI
	SPEAKER CABLE, PLENUM RATED, 16AWG, TWISTED PAIR	A/R	BELDEN 6200UE WEST PENN 252268

A/R = AS REQUIRED 0FP = OBTAIN FROM PLANS RMK = RACK MOUNT KIT

SOUND MASKING NOTES

- CABLE SHALL BE INSTALLED IN ACCORDANCE WITH ANSI/TIA/EIA 569-A, WHICH INCLUDES, BUT IS NOT LIMITED TO, THE SEPARATION OF THE CABLE TYPES AND THE USE OF J-HOOKS SPACED AT A MAXIMUM OF 5'-0" INTERVALS. SUPPORT J-HOOKS DIRECTLY FROM THE BUILDING STRUCTURE, NOT FROM OTHER BUILDING SYSTEM SUPPORT WIRES OR CABLES.
- INSTALL ALL EQUIPMENT IN COMPLIANCE WITH THE MANUFACTURER'S WRITTEN INSTRUCTIONS, SEISMIC CODES, AND INDUSTRY-WIDE ACCEPTED RIGGING PRACTICES. SUPPORT EQUIPMENT WEIGHT FROM STRUCTURE. DURING THE SUBMITTAL PROCESS, PROVIDE SHOP DRAWINGS WHICH DETAIL PROPOSED MOUNTING FOR ALL SUCH EQUIPMENT.

ajc architects

703 east 1700 south
salt lake city, ut 84105
ajcarchitects.com

NOT FOR
CONSTRUCTION

ARCHITECT / CONSULTANT

SPECTRUM
ENGINEERS
324 S. State St., Suite 400
Salt Lake City, UT 84111
800-678-7077
801-328-5151
fax: 801-328-5155
www.spectrum-engineers.com

AUTHORITY HAVING JURISDICTION

PROJECT DESCRIPTION

INTERMOUNTAIN
HEALTHCARE KEY BANK
TOWER LEVEL 09

36 S STATE STREET
SALT LAKE CITY, UT 84111

SHEET NAME:

SOUND MASKING
DETAILS, DIAGRAMS,
NOTES, AND SCHEDULE

REVISIONS

MARK DATE DESCRIPTION

ISSUE DATE: 03/27/2020
ISSUE TYPE: CD SET
DRAWN BY: SJT
CHECKED BY: AWA
PROJECT #: 1953

SHEET NUMBER:

TM001