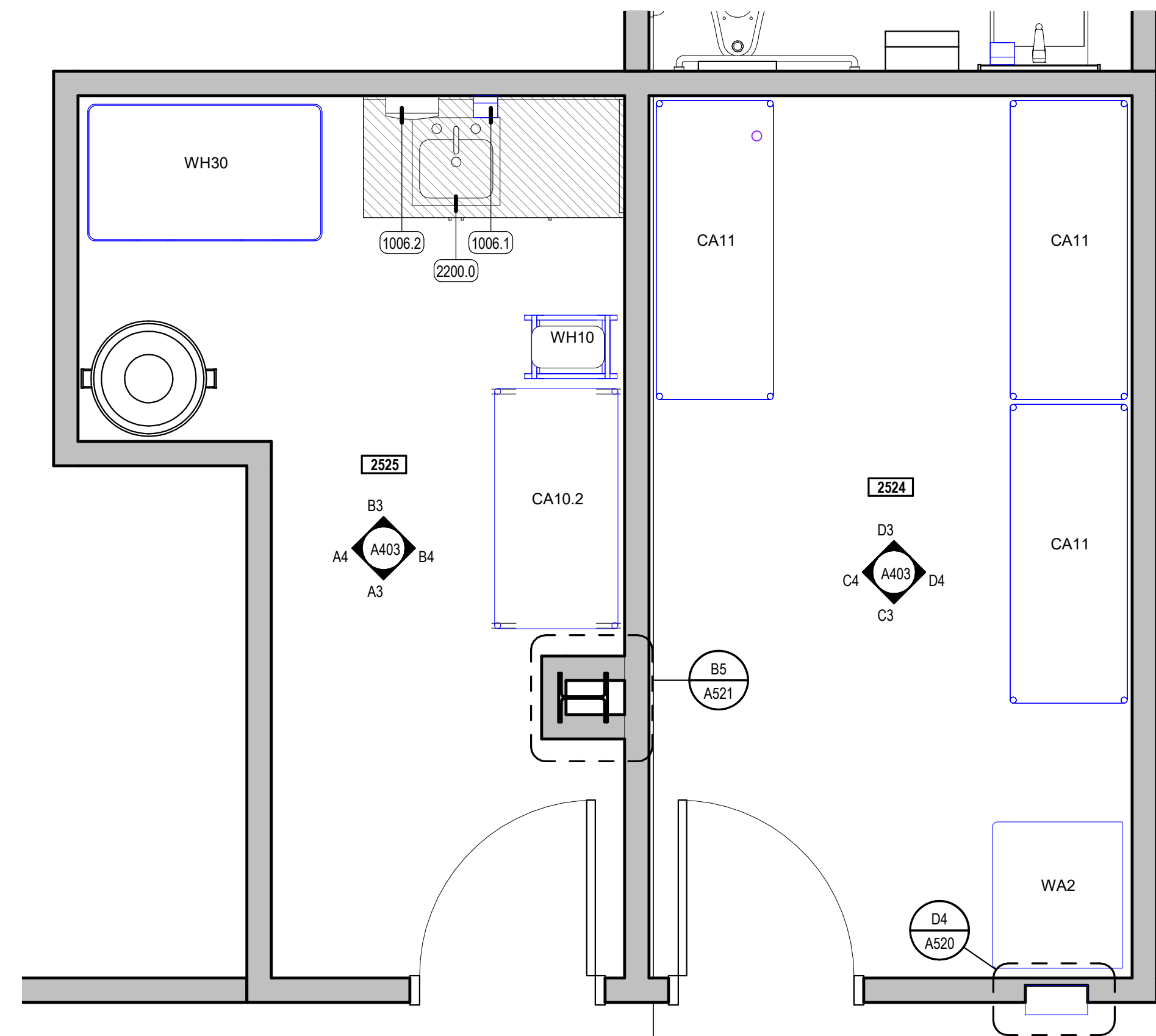
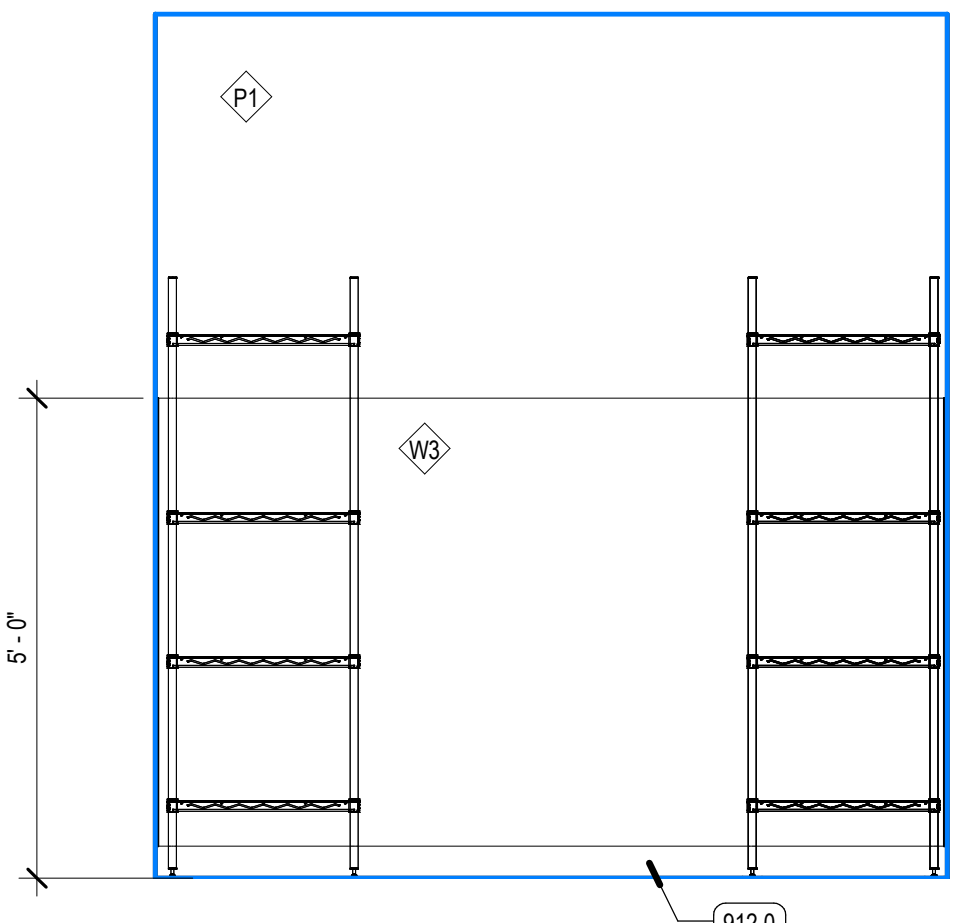


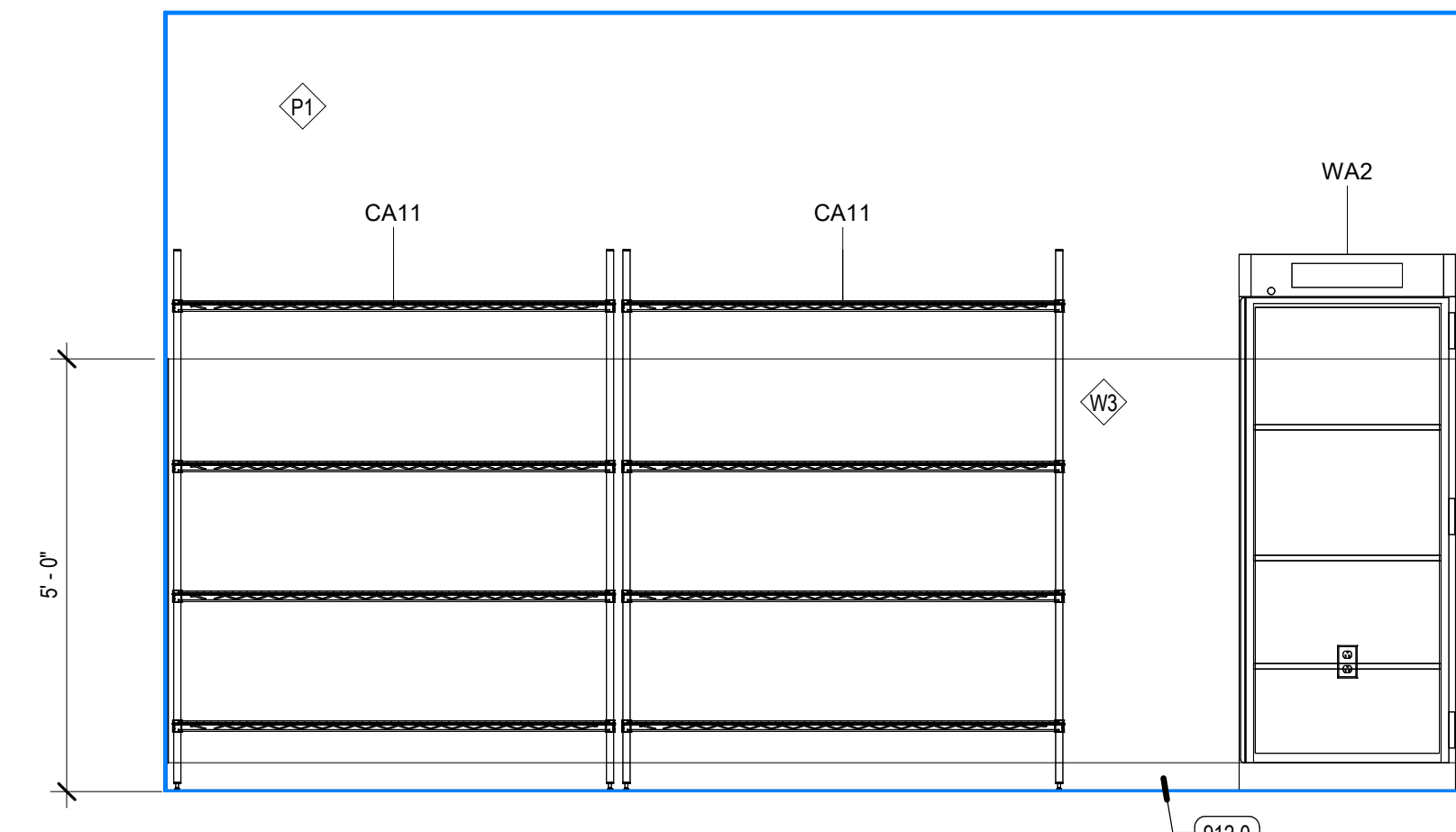
C1 CLEAN & SOILED ROOMS - 3D VIEW
SCALE:



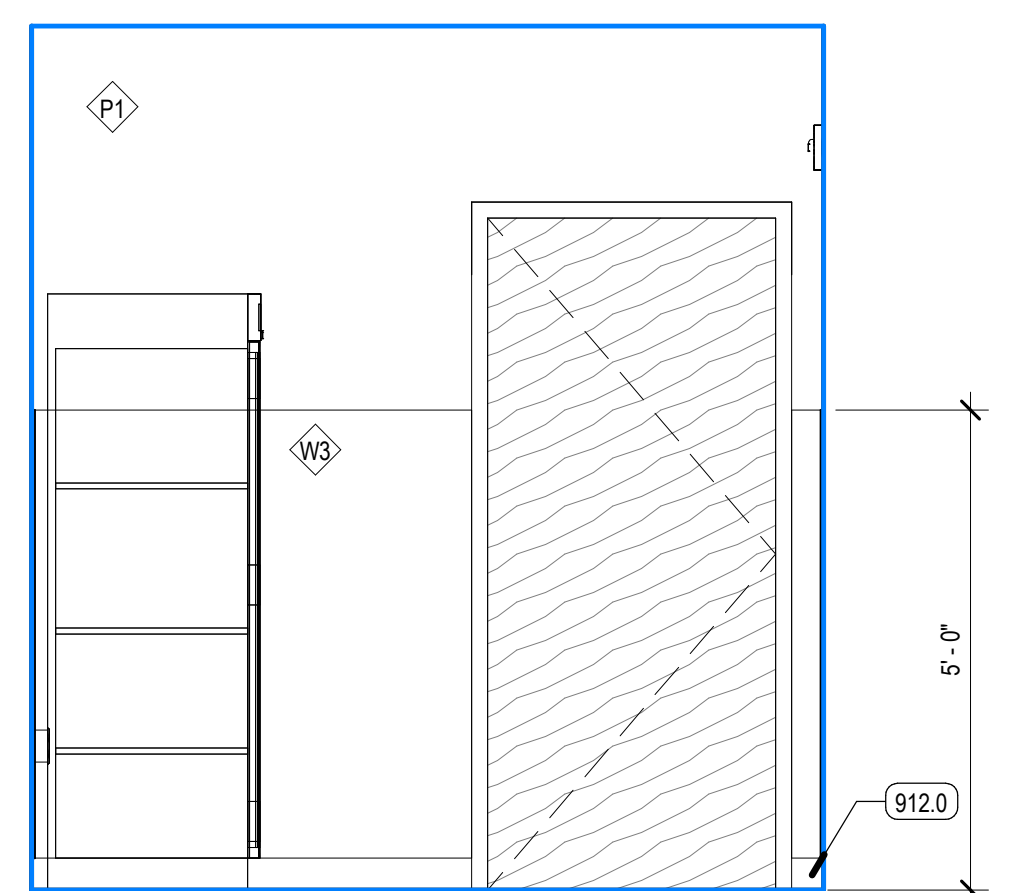
A1 CLEAN & SOILED ROOMS - ENLARGED
SCALE: 1/2" = 1'-0"



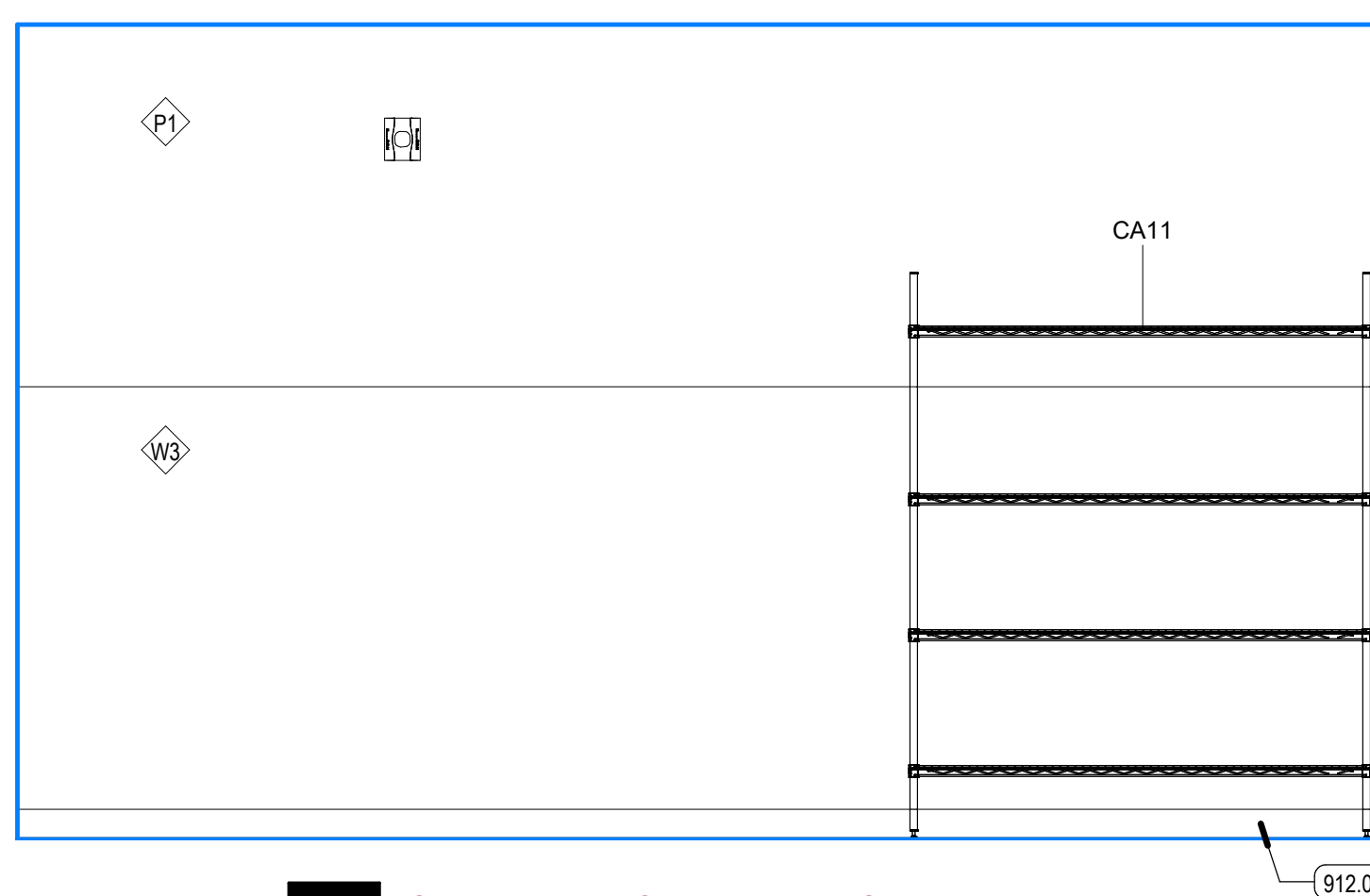
D3 CLEAN - NORTH ELEVATION
SCALE: 1/2" = 1'-0"



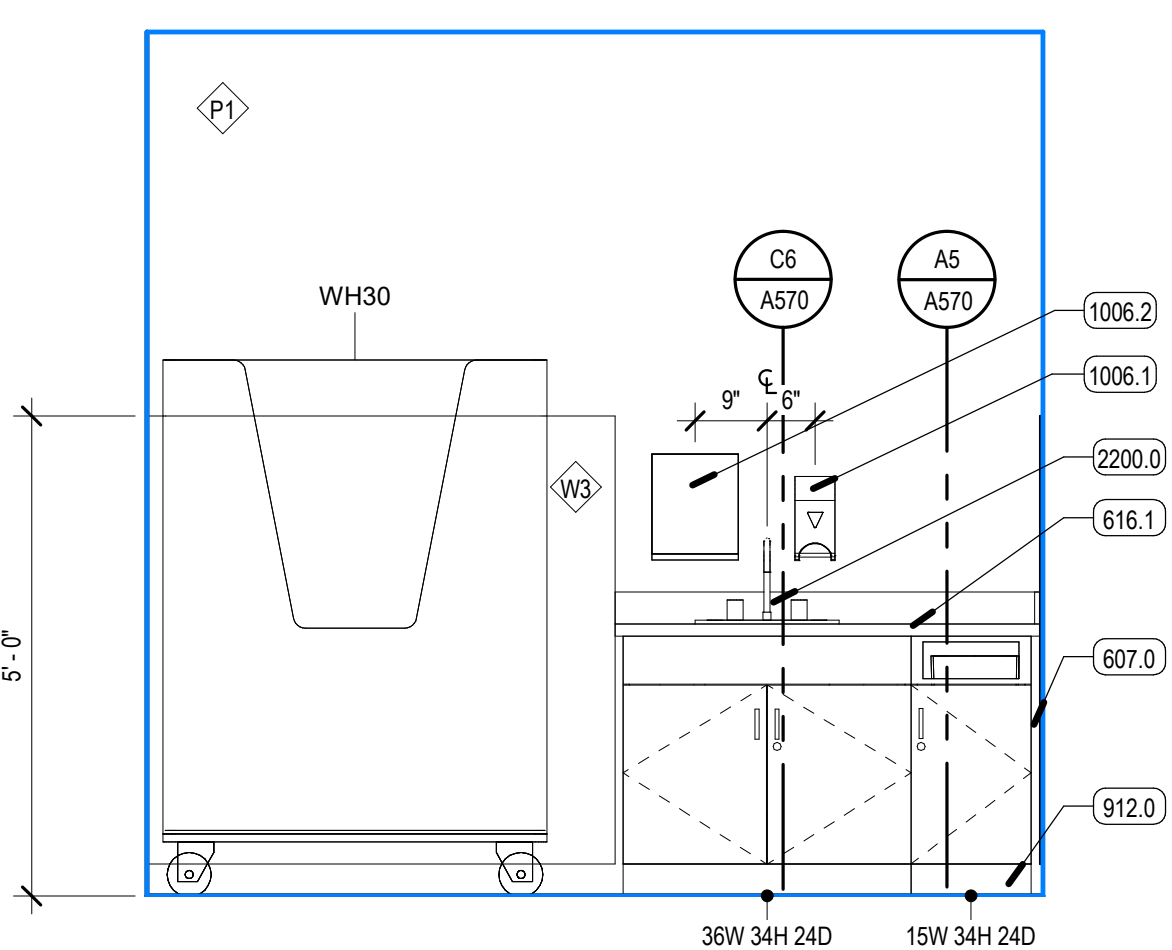
D4 CLEAN - EAST ELEVATION
SCALE: 1/2" = 1'-0"



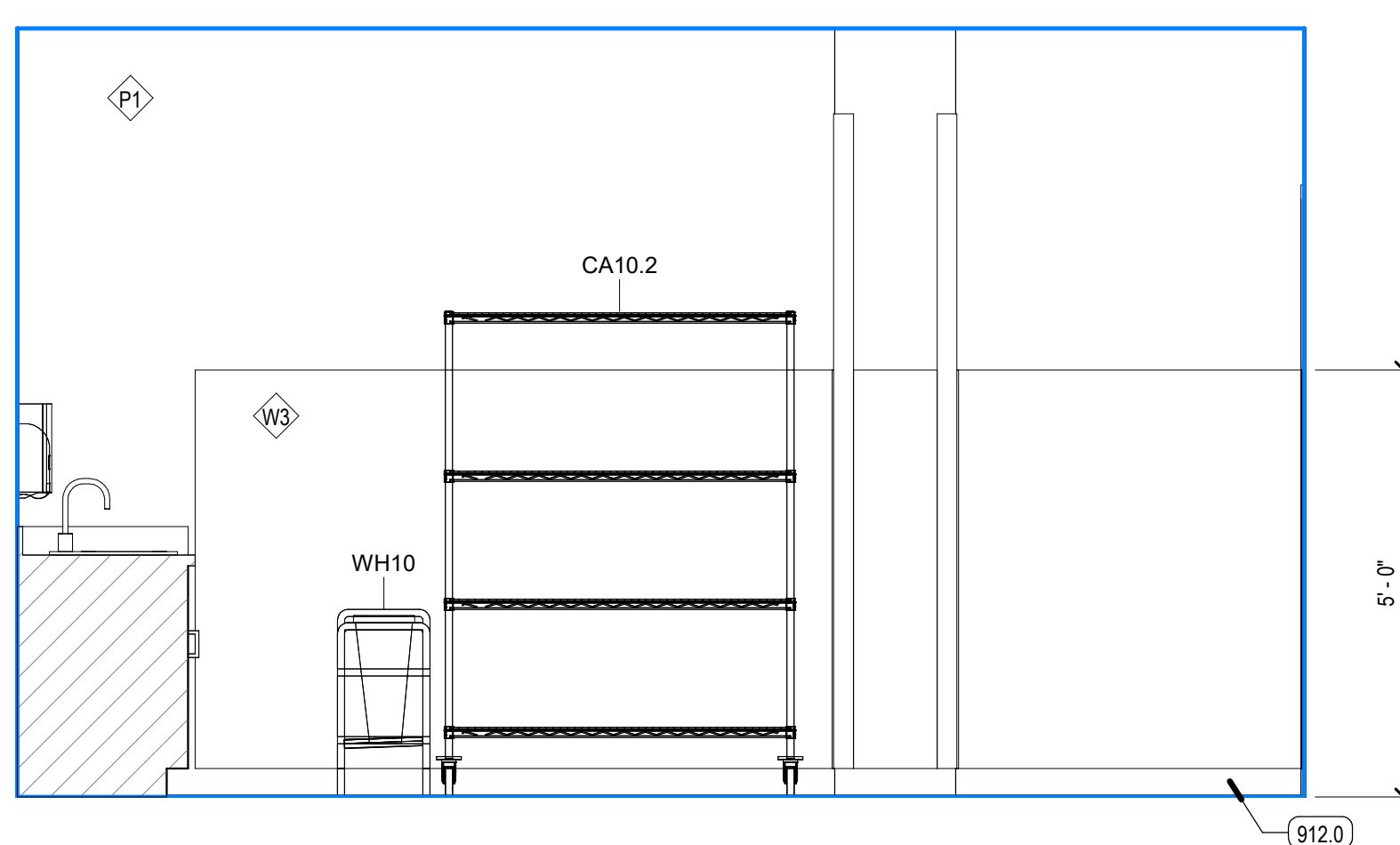
C3 CLEAN - SOUTH ELEVATION
SCALE: 1/2" = 1'-0"



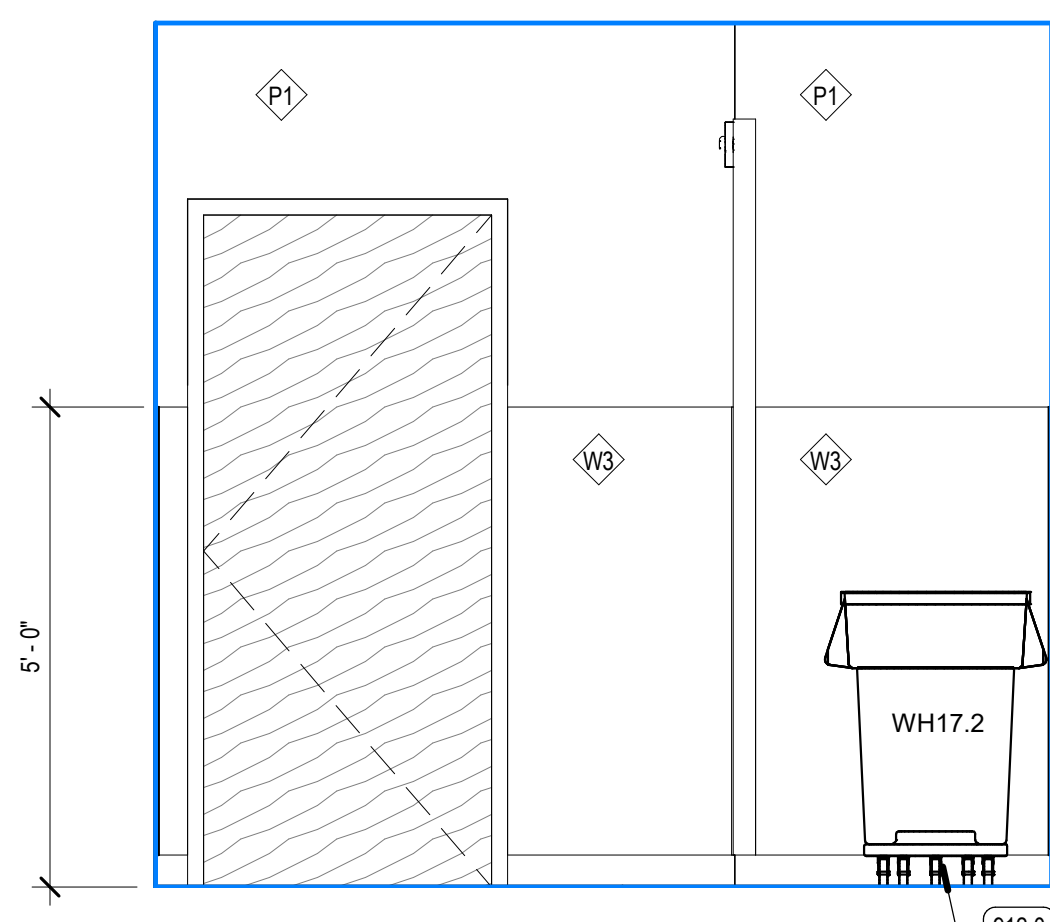
C4 CLEAN - WEST ELEVATION
SCALE: 1/2" = 1'-0"



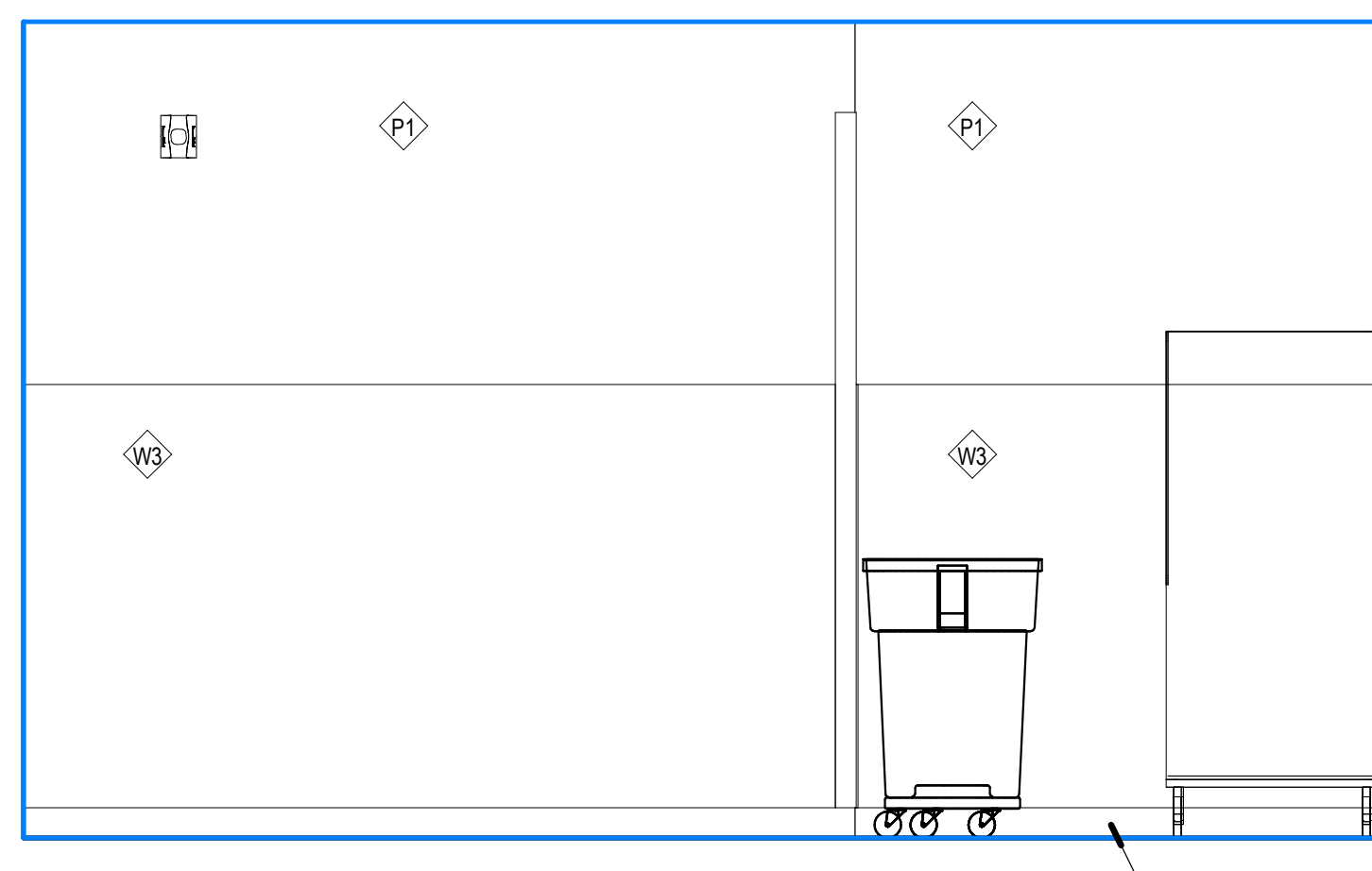
B3 SOILED - NORTH ELEVATION
SCALE: 1/2" = 1'-0"



B4 SOILED - EAST ELEVATION
SCALE: 1/2" = 1'-0"



A3 SOILED - SOUTH ELEVATION
SCALE: 1/2" = 1'-0"



A4 SOILED - WEST ELEVATION
SCALE: 1/2" = 1'-0"

KEYED NOTES

- 607.0 MILLWORK, FILLER PANEL
- 616.1 COUNTERTOP, SOLID SURFACE
- 912.0 SCHEDULED BASE
- 1006.1 DISPENSER, SOAP, NIC
- 1006.2 DISPENSER, PAPER TOWELS
- 2200.0 SINK + FAUCET

EQUIPMENT LEGEND

EQUIPMENT CATEGORIES - ABBREVIATIONS:

- MED = MEDICAL
- GYM = GYMNASIUM
- COM = COMMERCIAL
- GEN = GENERAL
- OFF = OFFICE
- FUR = FURNITURE (NIC)

CODE	DESCRIPTION
AR1	MED - IMAGING-C-ARM EQUIPMENT
AR3	MED - IMAGING-MINI C-ARM
AS1	MED - CAST VACUUM + CUTTER
AS4.2	MED - SLOTTED PORTABLE W. STAND
AT1	MED - CART-ANESTHESIA MACHINE
AU12	MED - STERILIZER-FULL HEIGHT-RIGHT HAND (AMSCO 400 MEDIUM)
AU22.1	MED - WASHER PASS THRU-FULL HEIGHT (C.P. - STEAM)
AU23.2	MED - ULTRASONIC CLEANER-FREESTANDING (15 GAL.)
AU24.1	MED - SINK-REPROCESSING-FREESTANDING-2 BAYS
BO3	MED - BOOM-EQUIPMENT TOWER W. SUPPLY COLUMN
BO4	MED - BOARD-PATIENT SLIDER-STANDARD
BO5	MED - BOOM-ANESTHESIA W. ARTICULATED ARM
BO8	MED - TANDEM BOOM W. 2 ARMS - MONITOR + SURGICAL LIGHT
CA10	GEN - CART-STORAGE-FULL HEIGHT 24 X 48
CA10.2	GEN - CART-STORAGE-FULL HEIGHT 24 X 48
CA11	GEN - CART-STORAGE-FULL HEIGHT 24 X 60
CA14	GEN - CART-STORAGE-FULL HEIGHT 18 X 48
CA18.1	MED - CART - DECONTAMINATION - WASH
CA19.2	GEN - CART - SMALL
CA20.1	MED - CART-ANESTHESIA
CA21.2	GEN - HIGH DENSITY STORAGE (WIRE SHELVING) - TOP SLIDING TRACK
CA23.1	GEN - CART-UTILITY-SOLID SHELVES (S.S.) 24X36
CA23.3	GEN - TABLE-WORK-SS W. CASTERS + UNDERSHELF (24X60)
CB10.2	GEN - CABINET-FLOOR STANDING-STAINLESS-STEEL-DOUBLE DOOR
CH5.1	FUR - RECLINER-PATIENT
CH14	FUR - CHAIR-FOLDING W. WALL HOLDER
CK1	GEN - CLOCK-ANALOG (WALL)
CK3	GEN - CLOCK-DIGITAL (WALL)
CO2.1	OFF - COMPUTER-DESKTOP-KEYBOARD-SINGLE MONITOR
CO2.2	OFF - COMPUTER-DESKTOP-KEYBOARD-DUAL MONITOR
CO4	OFF - COMPUTER-WORKSTATION-WALL MOUNTED
DB1	MED - DIAGNOSTIC BOARD-WALL MOUNTED
D1	GEN - DISPENSER-PAPER TOWEL (C-FOLD PAPER)
D3	GEN - DISPENSER-SOAP
D4	GEN - HAND SANITIZER DISPENSER
D7	MED - DISPENSER-GLOVE-TRIPLE
D28	MED - DISPENSER-EMESIS BASIN-WALL MOUNTED
D127	GEN - ANTISEPTIC WIPES DISPENSER
DM1	COM - SODA DISPENSER-COUNTER (4 DISPENSER VALVES)
DS5	MED - DISPENSING SYSTEM-MEDICATION-ONE CELL CABINET-FLOOR
ES1	MED - GENERATOR - BIPOLE ELECTROSURGICAL GENERATOR (BOVIE) w. CART
ES6	MED - LASER - SURGICAL - w. CART
FEC	Semi-Recessed
FS11.1	COM - FOOD-COFFEE BREWER-SINGLE
FS13	COM - FOOD SERVICE-DISPENSER-CUPS
GU7	MED - GURNEY-STRETCHER (STANDARD)
IM1	COM - ICE MACHINE-COUNTER
MW1	COM - MICROWAVE-COUNTER
O	MED - MED GAS-WALL-OXYGEN
PB1	MED - BED-PATIENT-TRANSPORT
PB5	MED - BASSINET-INFANT
PR2	OFF - PRINTER-DESKTOP
PR4	OFF - PRINTER-LABEL
PT7	MED - STERILIZATION-RACK RETURN
PU2.2	MED - STAND - HIGH FLOW POLE (ICU) - WITH CARE FUSION AND MED FUSION PUMPS
RA11	GEN - RACK-MED GASES (12 E.-TANKS)
RES.1	COM - REFRIGERATOR-TOP FREEZER (18 C.F.)
RE18	MED - REFRIGERATOR-UNDERCOUNTER-MED GRADE
SC11	MED - SCALE-WHEELCHAIR + STAND ON-PORTABLE
SL1	MED - STOOL-PHYSICIAN
SL3	MED - STOOL W. BACK & FOOT RING
SL8.2	MED - STOOL-STEP W. HANDLE
SN1	MED - BARCODE SCANNER
SS1	MED - TOURNEQUET PUMP - POLE MOUNTED
SS5	MED - TRACTION-SURGICAL-SHOULDER TENSION POSITIONER
ST1	MED - STAND-IV POLE
ST2	MED - STAND-MAYO
ST8	MED - STAND BASIN-SINGLE
ST12	MED - SUCTION-SUCTION TREE SURGICAL
TA12	MED - TABLE-OPERATING
TA14	MED - TABLE-OVERBED-PATIENT
TA36	MED - TABLE-OPERATING-FRACTURE TABLE
TA37	MED - TABLE-OPERATING-SPINE TABLE
TA38	TABLE - OPERATING - SHOULDER/EYE
TE1	GEN - TELEPHONE-WALL
TE2	GEN - TELEPHONE-DESK
TV1.3	GEN - 32" TV-WALL MOUNTED-MEDICAL GRADE
TV4.1	GEN - 55" TV-WALL MOUNTED (LANDSCAPE)
WA2	MED - WARMER-BLANKET-FULL HEIGHT-GLASS DOOR
WA5	MED - WARMER-IV/BLOOD-COUNTER
WA19	MED - PATIENT WARMER - BAIR PAW (FOR BAIR PAW GOWN)
WH1	MED - WASTE-BIO HAZARD
WH2	MED - HAMPER-LINEN (W. CLOSE LID)
WH4	MED - SHARP CONTAINER-WALL
WH9	MED - KICK BUCKET
WH10	MED - WASTE-SHARP CONTAINER TROLLEY-8 GAL
WH10.1	MED - WASTE-SHARP CONTAINER-FLOOR (8 GAL)
WH11	GEN - WASTE CAN (7 GAL.)
WH13	GEN - WASTE CAN (23 GAL.)
WH17.2	GEN - WASTE CAN W. DOLLY (44 GAL.)
WH29	GEN - LINEN TRUCK-BULK
WH30	GEN - CART - DIRTY LINEN TRUCK 28X48X67inch
WH31.2	GEN - HOUSEKEEPING CART
WM1	MED - WASTE MANAGEMENT SYSTEM-LIQUID-ROVER
WM2	MED - WASTE MANAGEMENT SYSTEM-DOCKING STATION
WM2.1	MED - WASTE MANAGEMENT SYSTEM-LIQUID-DOCKING
WS9	MED - IMAGING-C-ARM WORKSTATION
WS16.1	MED - WORKSTATION-C.P. PREP & PACK TABLE-ADJUSTABLE
WT13	GEN - TABLE-WORK-SS W. CASTERS + UNDERSHELF (24X48)

MCKAY-DEE AMBULATORY SURGERY CENTER EXPANSION

INTERMOUNTAIN HEALTHCARE
3895 MEDICAL DRIVE, OGDEN, UTAH 84403

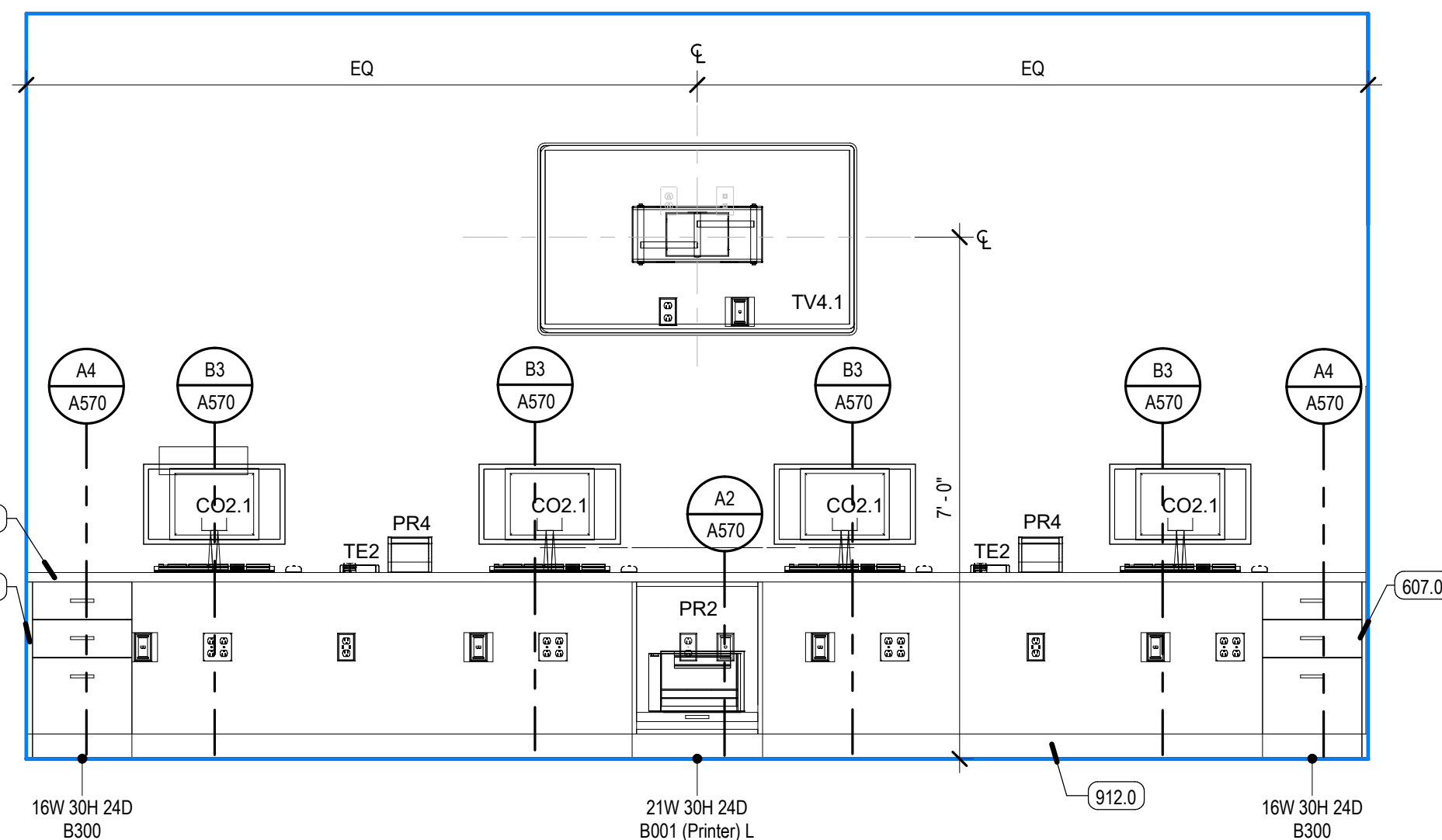
CONSTRUCTION DOCUMENTS

ENLARGED PLANS - ELEVATIONS - CLEAN & SOILED ROOM
A403



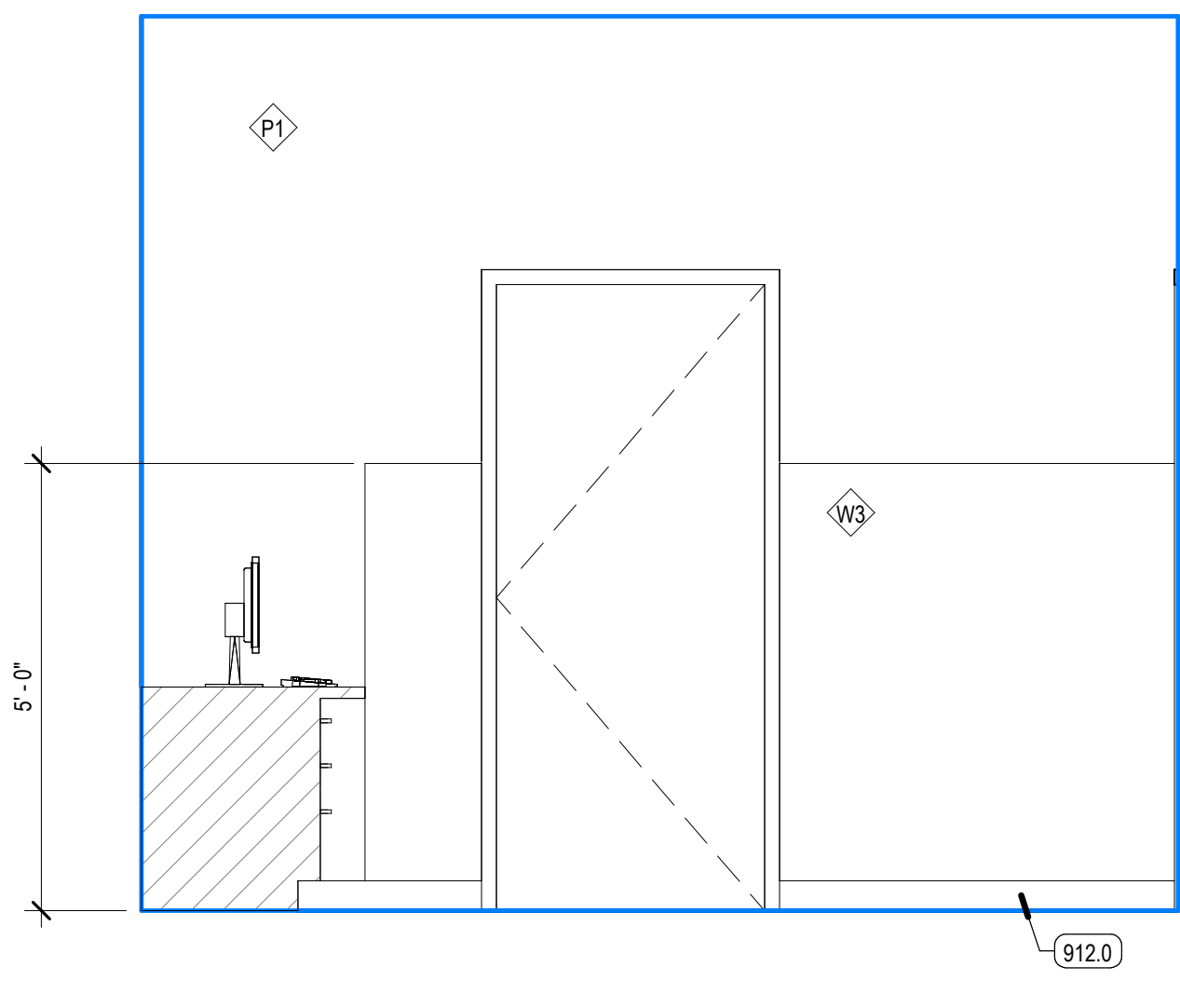
REV	DATE	DESCRIPTION

VCBO NUMBER: 20200
CLIENT NUMBER:
DATE: 2020.10.30



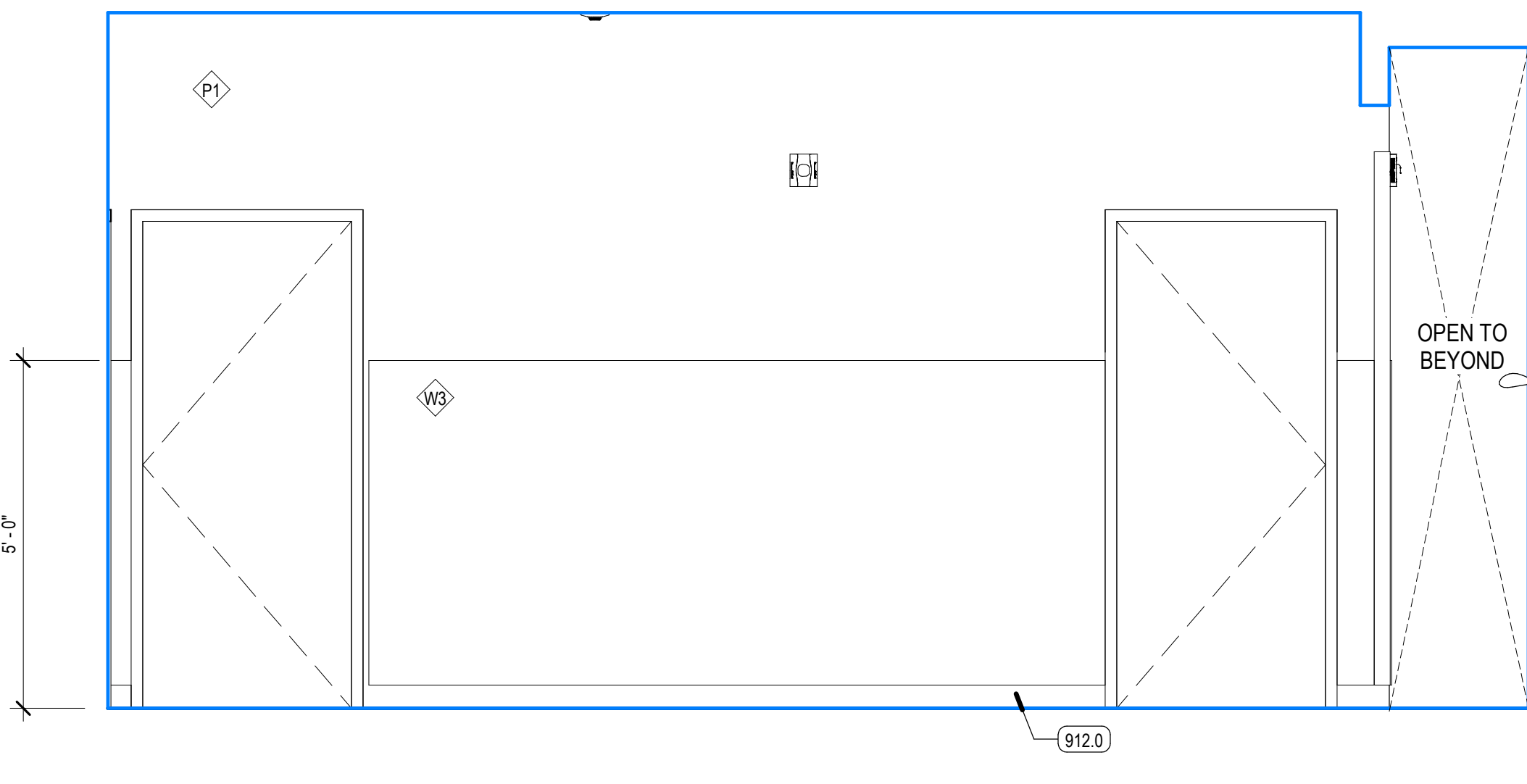
D1 INTERIOR ELEVATION - NURSE STATION - SOUTH

SCALE: 1/2" = 1'-0"



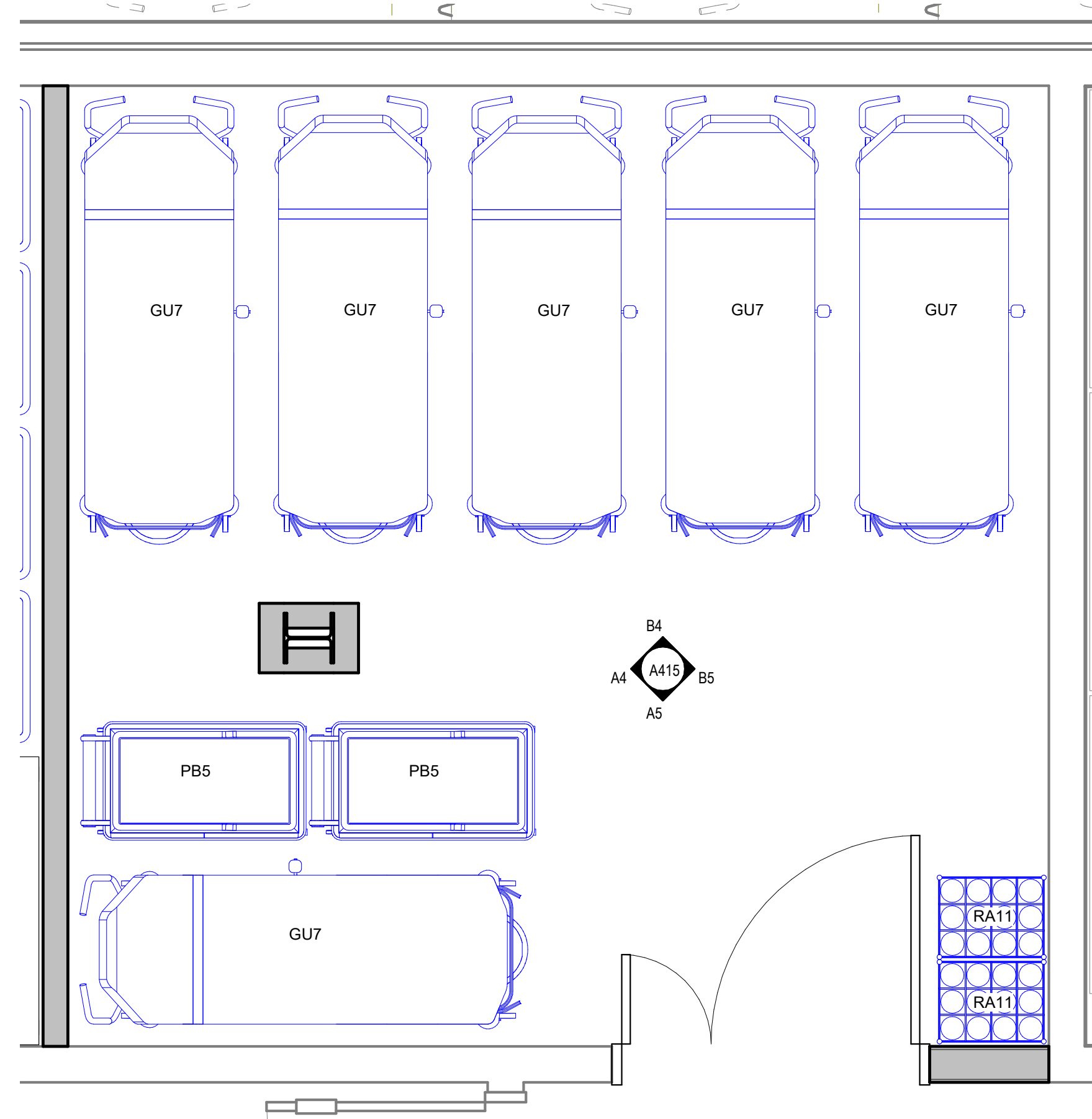
D3 INTERIOR ELEVATION - NURSE STATION - WEST

SCALE: 1/2" = 1'-0"



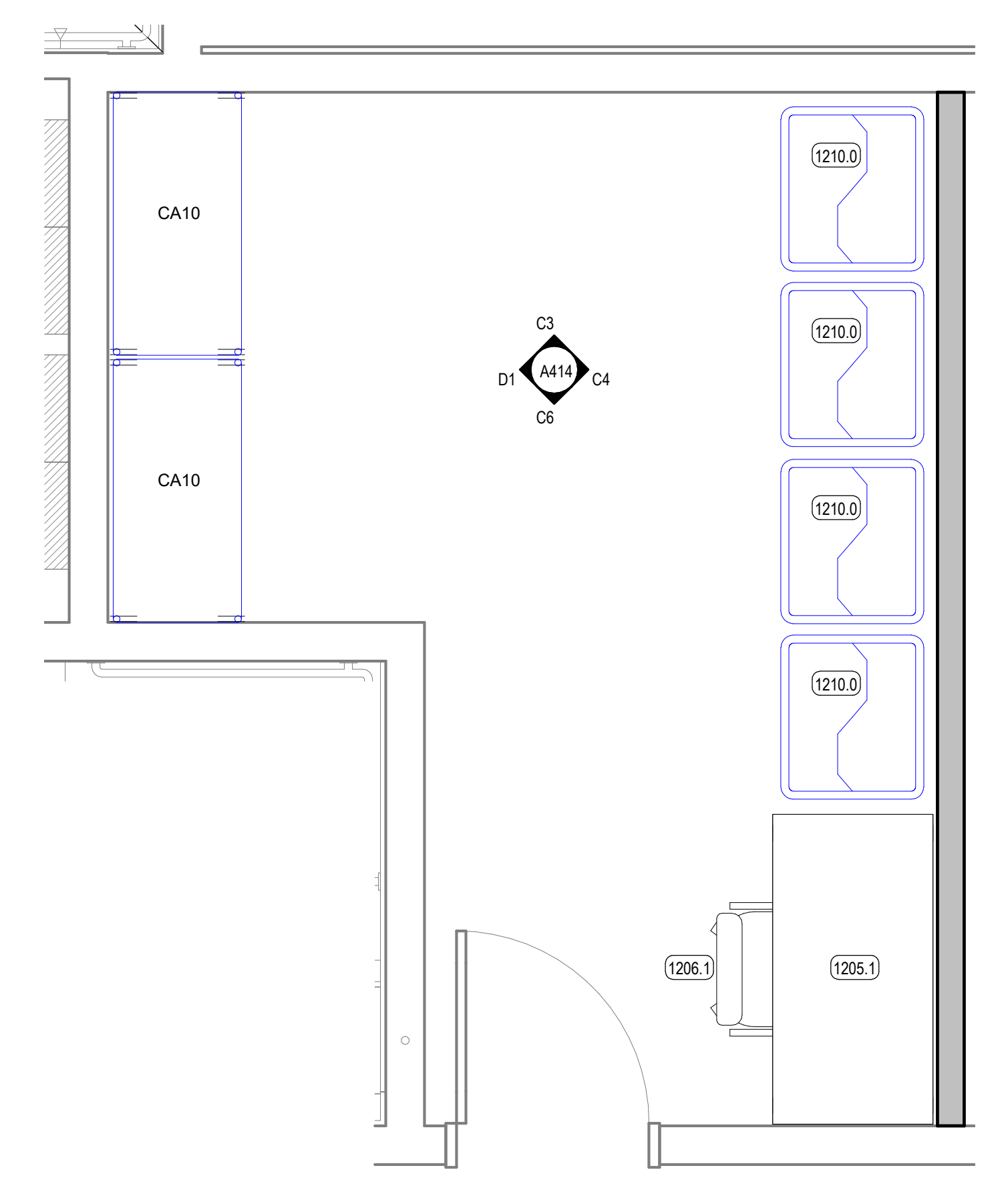
D4 INTERIOR ELEVATION - NURSE STATION - NORTH

SCALE: 1/2" = 1'-0"



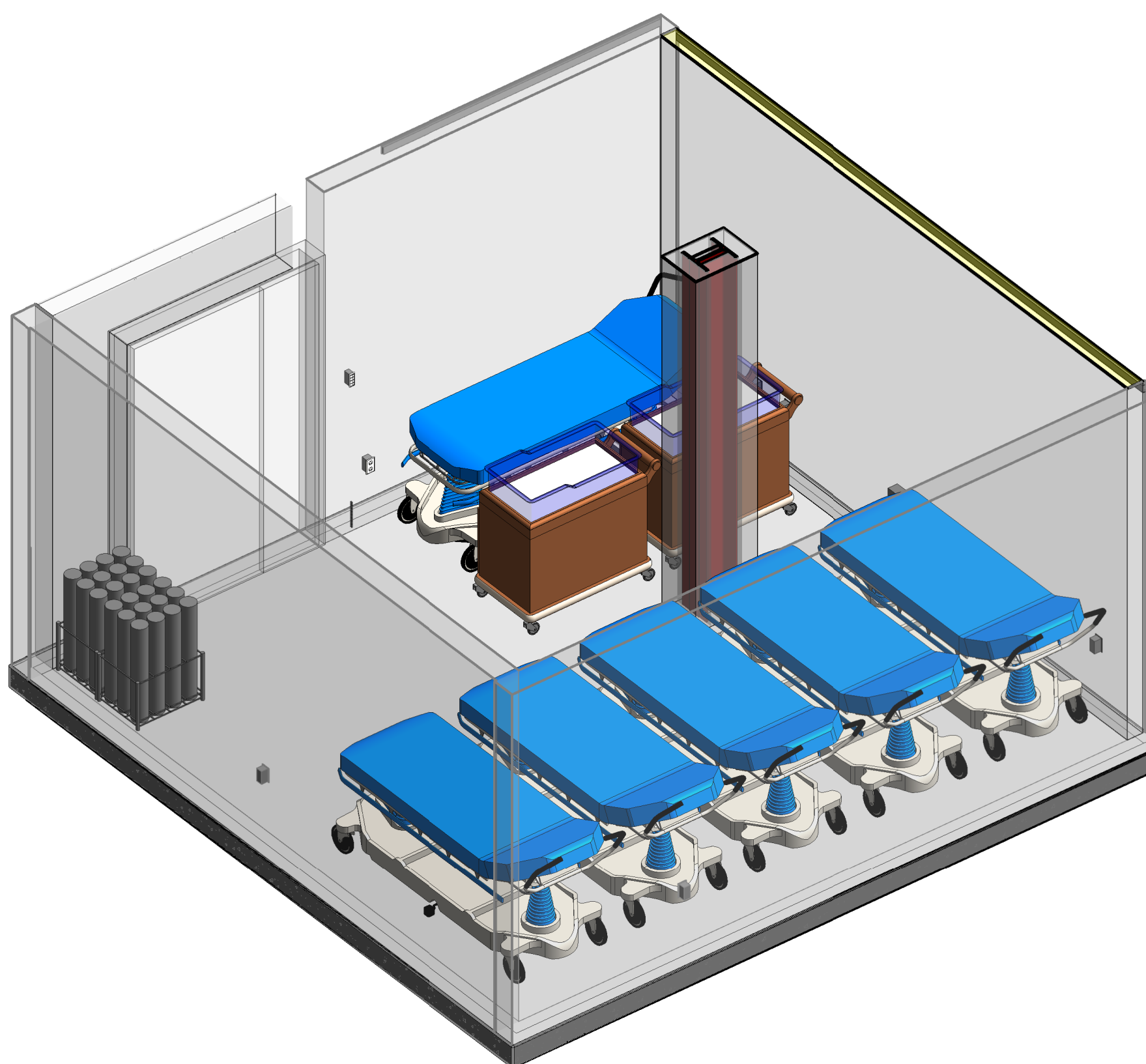
B3 BED STORAGE - ENLARGED

SCALE: 1/2" = 1'-0"



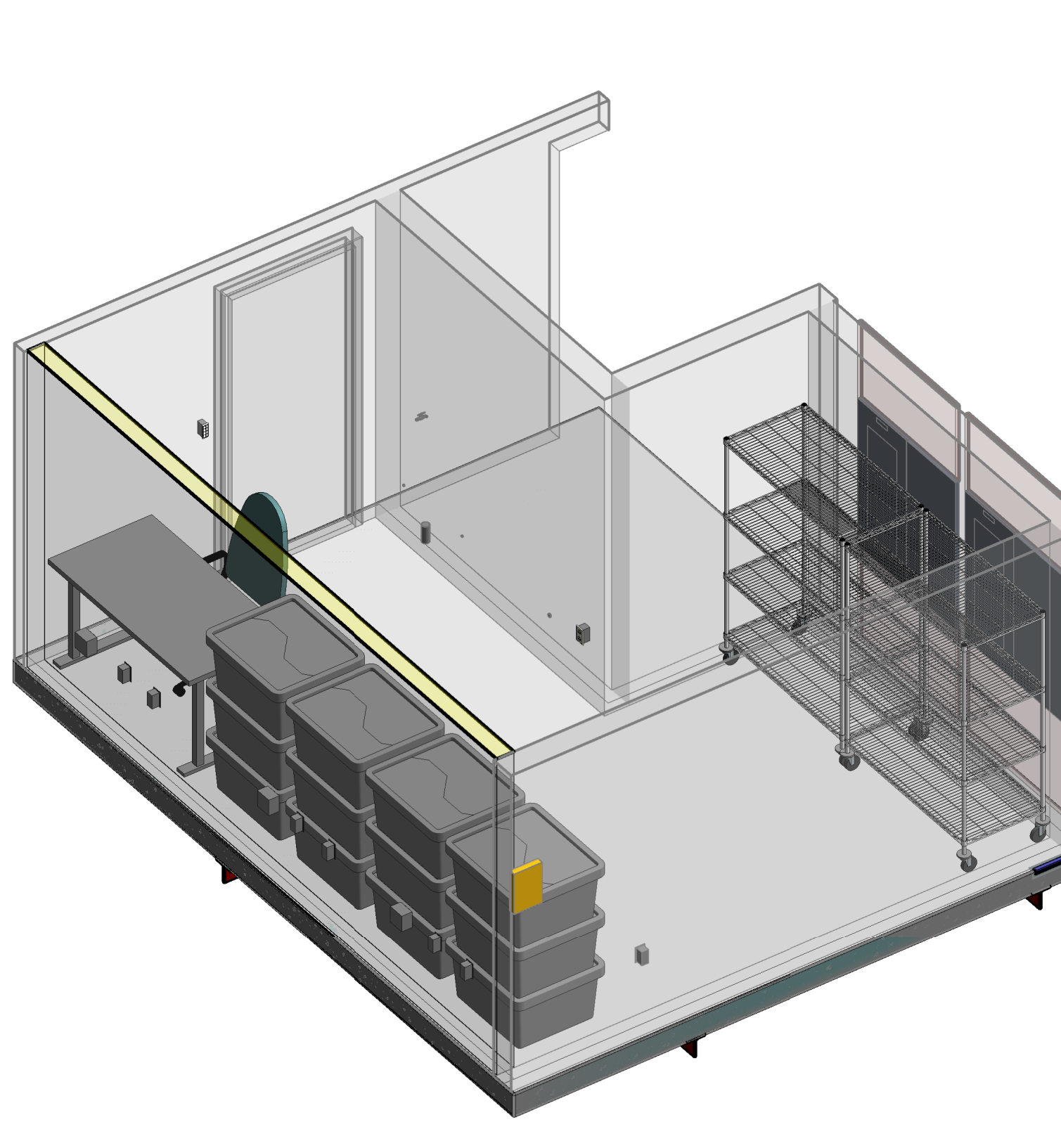
B4 VENDOR'S WORKROOM - ENLARGED

SCALE: 1/2" = 1'-0"



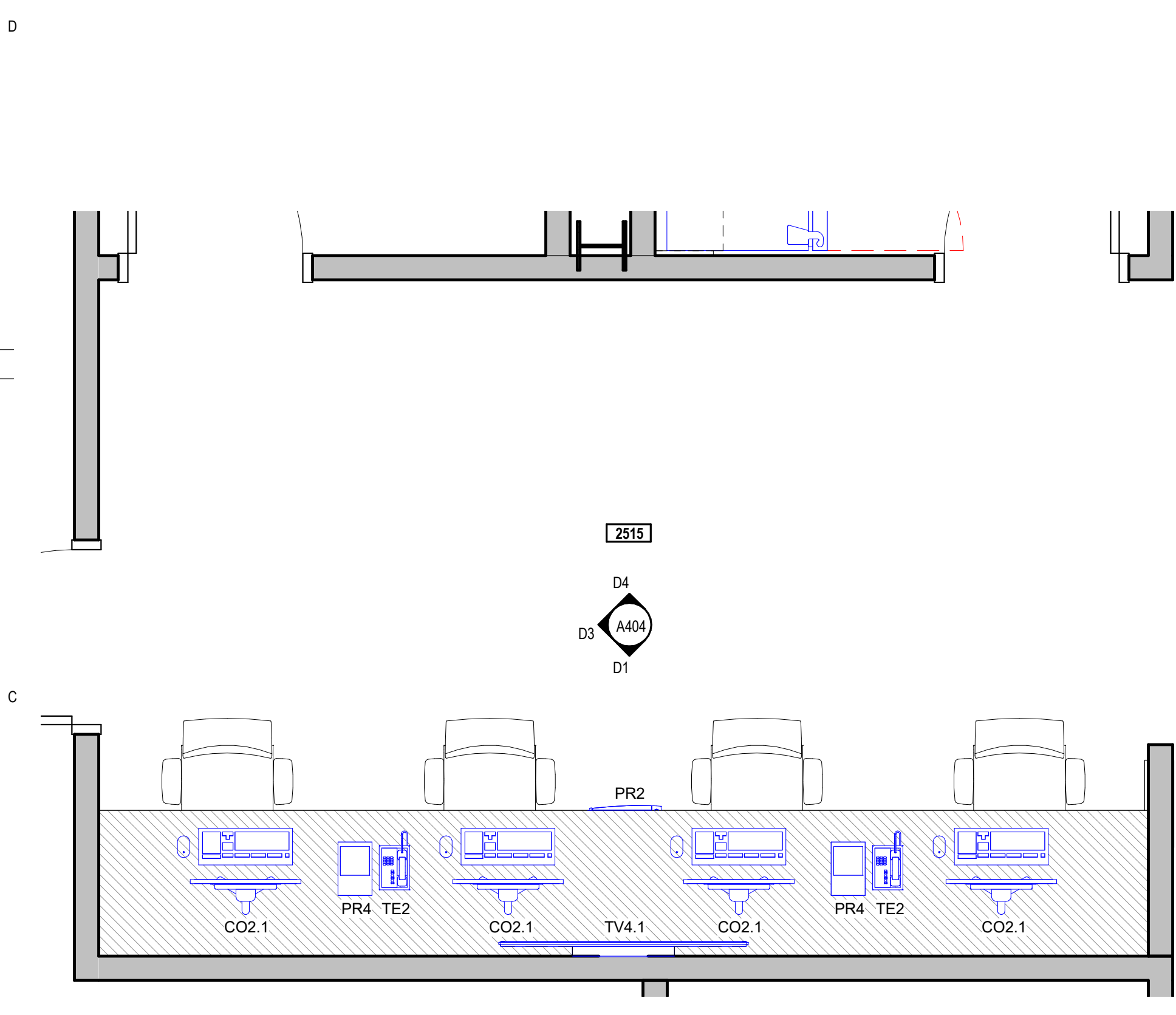
A3 BED STORAGE - 3D VIEW

SCALE: 1/2" = 1'-0"



A4 VENDOR'S WORKROOM - 3D VIEW

SCALE: 1/2" = 1'-0"



B1 NURSE STATION - ENLARGED

SCALE: 1/2" = 1'-0"



A1 NURSE STATION - 3D VIEW

SCALE: 1/2" = 1'-0"

KEYED NOTES

- 607.0 MILLWORK, FILLER PANEL
- 616.0 COUNTERTOP, PLASTIC LAMINATE
- 912.0 SCHEDULED BASE
- 1205.1 WORKSTATION, ADJUSTABLE (HI/LOW)
- 1206.1 CHAIR, OFFICE
- 1210.0 STORAGE CONTAINER

EQUIPMENT LEGEND

EQUIPMENT CATEGORIES - ABBREVIATIONS:

- MED = MEDICAL
- COM = COMMERCIAL
- OFF = OFFICE
- GYM = GYMNASIUM
- GEN = GENERAL
- FUR = FURNITURE (NIC)

CODE	DESCRIPTION
AR1	MED - IMAGING-C-ARM EQUIPMENT
AR3	MED - IMAGING-MINI C-ARM
AS1	MED - CAST VACUUM + CUTTER
AS4.2	MED - SINK-PORTABLE W. STAND
AT1	MED - CART-ANESTHESIA MACHINE
AU12	MED - STERILIZER-FULL HEIGHT-RIGHT HAND (AMSCO 400 MEDIUM)
AU22.1	MED - WASHER PASS THRU-FULL HEIGHT (C.P. - STEAM)
AU23.2	MED - ULTRASONIC CLEANER-FREESTANDING (15 GAL.)
AU24.1	MED - SINK-REPROCESSING-FREESTANDING-2 BAYS
B03	MED - BOOM-EQUIPMENT TOWER W. SUPPLY COLUMN
B04	MED - BOARD-PATIENT SLIDER-STANDARD
B05	MED - BOOM-ANESTHESIA W. ARTICULATED ARM
B08	MED - TANDEM BOOM W. 2 ARMS - MONITOR + SURGICAL LIGHT
CA10	GEN - CART-STORAGE-FULL HEIGHT 24 X 48
CA10.2	GEN - CART-STORAGE-FULL HEIGHT 24 X 48
CA11	GEN - CART-STORAGE-FULL HEIGHT 24 X 60
CA14	GEN - CART-STORAGE-FULL HEIGHT 18 X 48
CA19.1	MED - CART-DECONTAMINATION - WASH
CA19.2	GEN - CART - SMALL
CA20.1	MED - CART-ANESTHESIA
CA21.2	GEN - HIGH DENSITY STORAGE (WIRE SHELVING) - TOP SLIDING TRACK
CA23.1	GEN - CART-UTILITY-SOLID SHELVES (S.S.) 24X36
CA23.3	GEN - TABLE-WORK-SS W. CASTERS + UNDERSHELF (24X60)
CB10.2	GEN - CABINET-FLOOR STANDING-STAINLESS-STEEL-DOUBLE DOOR
CH5.1	FUR - RECLINER-PATIENT
CH14	FUR - CHAIR-FOLDING W. WALL HOLDER
CK1	GEN - CLOCK-ANALOG (WALL)
CK3	GEN - CLOCK-DIGITAL (WALL)
CO2.1	OFF - COMPUTER-DESKTOP-KEYBOARD-SINGLE MONITOR
CO2.2	OFF - COMPUTER-DESKTOP-KEYBOARD-DUAL MONITOR
CO4	OFF - COMPUTER-WORKSTATION-WALL MOUNTED
DB1	MED - DIAGNOSTIC BOARD-WALL MOUNTED
D11	GEN - DISPENSER-PAPER TOWEL (C-FOLD PAPER)
D3	GEN - DISPENSER-SOAP
D4	GEN - HAND SANITIZER DISPENSER
D7	MED - DISPENSER-GLOVE-TRIPLE
D16	MED - DISPENSER-EMESIS BAGS-WALL MOUNTED
D17	GEN - ANTISEPTIC WIPES DISPENSER
DM1	COM - SODA DISPENSER-COUNTER (4 DISPENSER VALVES)
DS5	MED - DISPENSING SYSTEM-MEDICATION-ONE CELL CABINET-FLOOR
ES1	MED - GENERATOR - BIPOLAR ELECTROSURGICAL GENERATOR (BOVIE) w. CART
ES6	MED - LASER - SURGICAL - w. CART
FEC	Semi-Recessed
FS11.1	COM - FOOD-COFFEE BREWER-SINGLE
FS13	COM - FOOD SERVICE-DISPENSER-CUPS
GU7	MED - GURNEY-STRETCHER (STANDARD)
IM1	COM - ICE MACHINE-COUNTER
MW1	COM - MICROWAVE-COUNTER
O	MED - MED GAS-WALL-OXYGEN
PB1	MED - BED-PATIENT-TRANSPORT
PB5	MED - BASSINET-INFANT
PR2	OFF - PRINTER-DESKTOP
PR4	OFF - PRINTER-LABEL
PT7	MED - STERILIZATION-RACK RETURN
PU2.2	MED - STAND - HIGH FLOW POLE (ICU) - WITH CARE FUSION AND MED FUSION PUMPS
RA11	GEN - RACK-MED GASES (12 E-TANKS)
RE5.1	COM - REFRIGERATOR-TOP FREEZER (18 C.F.)
RE18	MED - REFRIGERATOR-UNDERCOUNTER-MED GRADE
SC11	MED - SCALE-WHEELCHAIR + STAND ON-PORTABLE
SL1	MED - STOOL-PHYSICIAN
SL3	MED - STOOL W. BACK & FOOT RING
SL8.2	MED - STOOL-STEP W. HANDLE
SN1	MED - BARCODE SCANNER
SS1	MED - TOURNEQUET PUMP- POLE MOUNTED
SS5	MED - TRACTION-SURGICAL-SHOULDER TENSION POSITIONER
ST1	MED - STAND-IV POLE
ST2	MED - STAND-MAYO
ST8	MED - STAND BASIN-SINGLE
ST12	MED - SUCTION- SUCTION TREE SURGICAL
TA12	MED - TABLE-OPERATING
TA14	MED - TABLE-OVERBED-PATIENT
TA36	MED - TABLE-OPERATING-FRACTURE TABLE
TA37	MED - TABLE-OPERATING-SPINE TABLE
TA38	TABLE- OPERATING- SHOULDEREYE
TE1	GEN - TELEPHONE-WALL
TE2	GEN - TELEPHONE-DESK
TV1.3	GEN - 32" TV-WALL MOUNTED-MEDICAL GRADE
TV4.1	GEN - 55" TV-WALL MOUNTED (LANDSCAPE)
WA2	MED - WARMER-BLANKET-FULL HEIGHT-GLASS DOOR
WA5	MED - WARMER-IV/BLOOD-COUNTER
WA19	MED - PATIENT WARMER - BAIR PAW (FOR BAIR PAW GOWN)
WH1	MED - WASTE-BIO-HAZARD
WH2	MED - HAMPER-LINEN (W. CLOSE LID)
WH4	MED - SHARP CONTAINER-WALL
WH9	MED - KICK BUCKET
WH10	MED - WASTE-SHARP CONTAINER TROLLEY-6 GAL
WH10.1	MED - WASTE-SHARP CONTAINER-FLOOR (6 GAL)
WH11	GEN - WASTE CAN (7 GAL.)
WH13	GEN - WASTE CAN (23 GAL.)
WH17.2	GEN - WASTE CAN W. DOLLY (44 GAL.)
WH29	GEN - LINEN TRUCK-BULK
WH30	GEN - CART - DIRTY LINEN TRUCK 28X48X67inch
WH31.2	GEN - HOUSEKEEPING CART
WM1	MED - WASTE MANAGEMENT SYSTEM-LIQUID-ROVER
WM2	MED - WASTE MANAGEMENT SYSTEM-DOCKING-ROVER
WM2.1	MED - WASTE MANAGEMENT SYSTEM-LIQUID-DOCKING
WS9	MED - IMAGING-C-ARM WORKSTATION
WS16.1	MED - WORKSTATION-C.P. PREP + PACK TABLE-ADJUSTABLE
WT13	GEN - TABLE-WORK-SS W. CASTERS + UNDERSHELF (24X48)

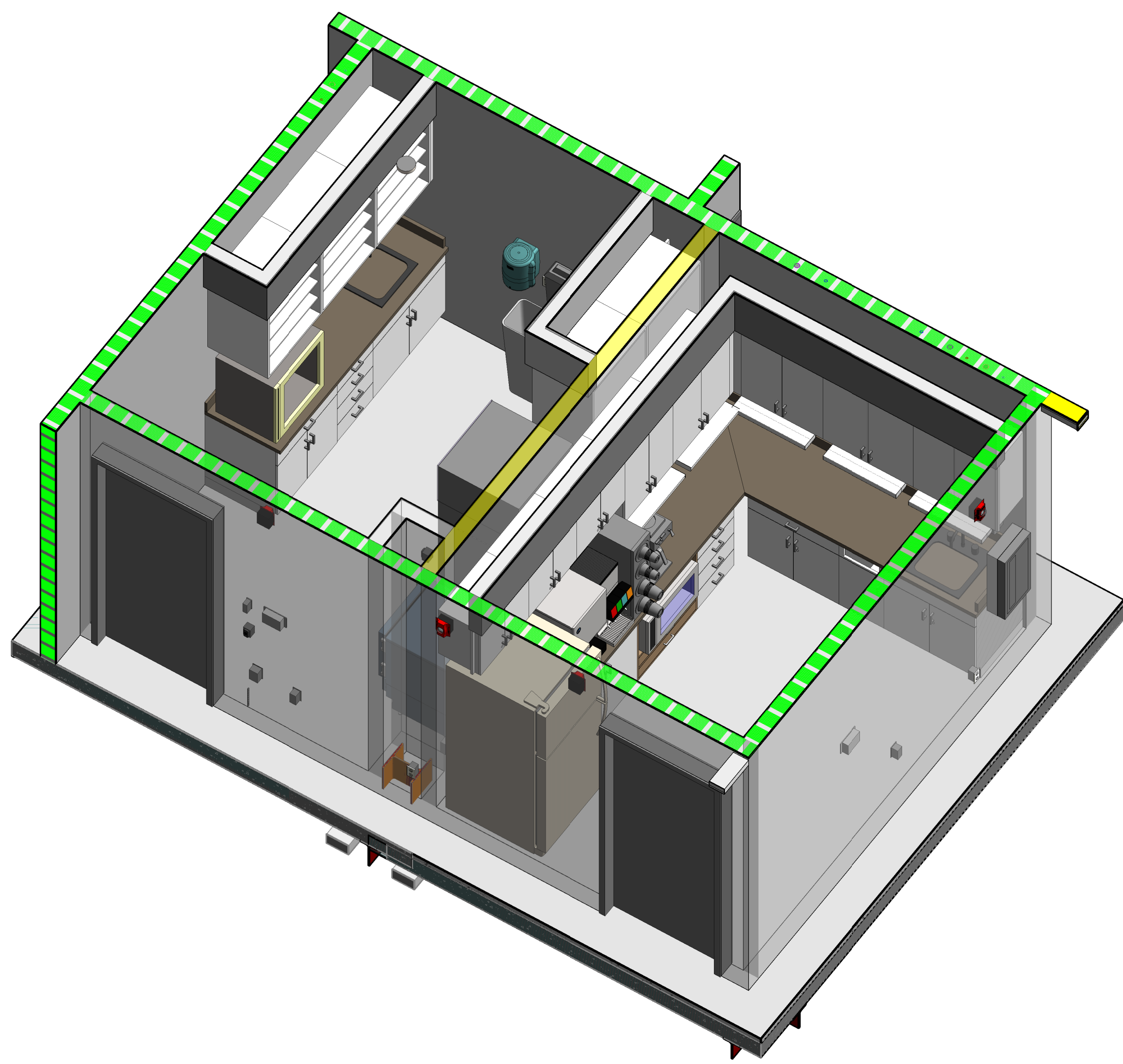


REV	DATE	DESCRIPTION

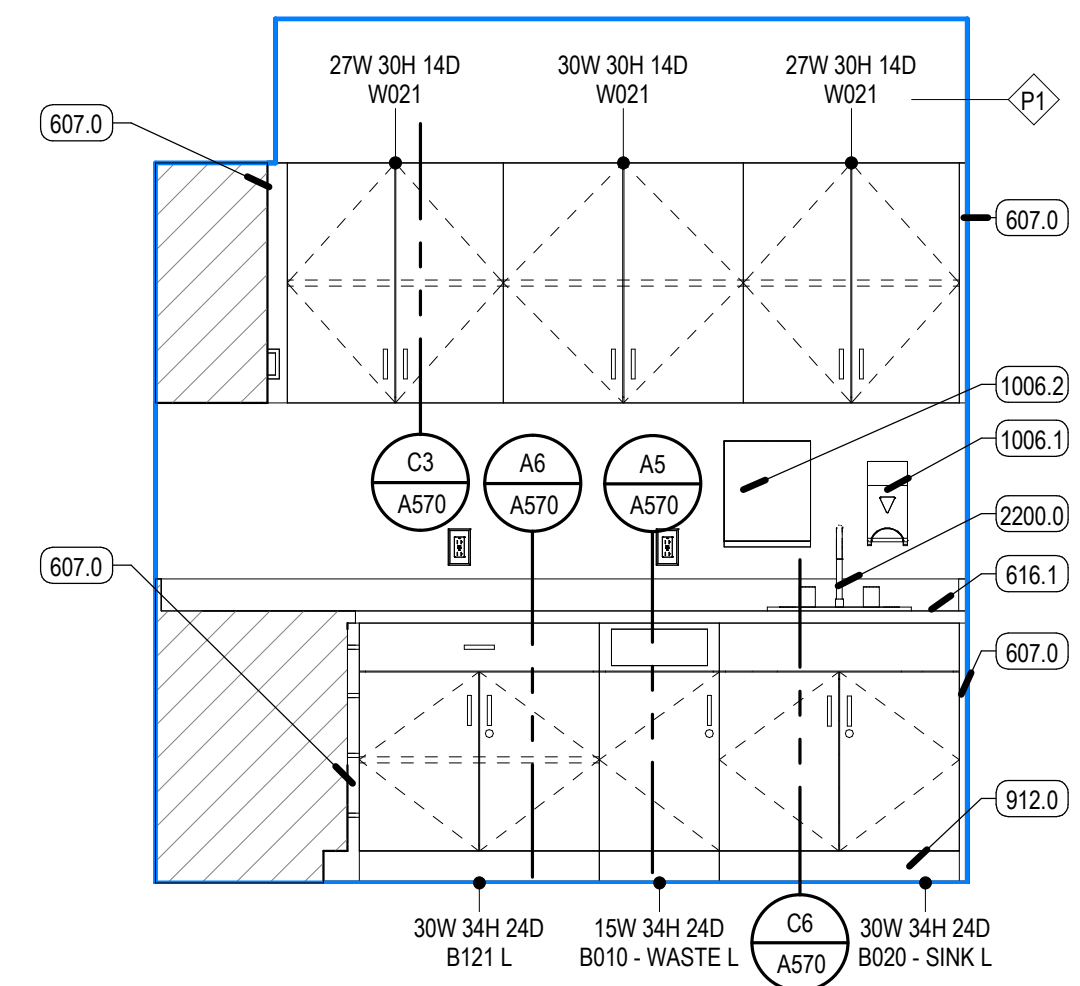
VCBO NUMBER: 20200
CLIENT NUMBER:
DATE: 2020.10.30

MCKAY-DEE AMBULATORY SURGERY CENTER EXPANSION
 INTERMOUNTAIN HEALTHCARE
 3895 MEDICAL DRIVE, OGDEN, UTAH 84403
 CONSTRUCTION DOCUMENTS

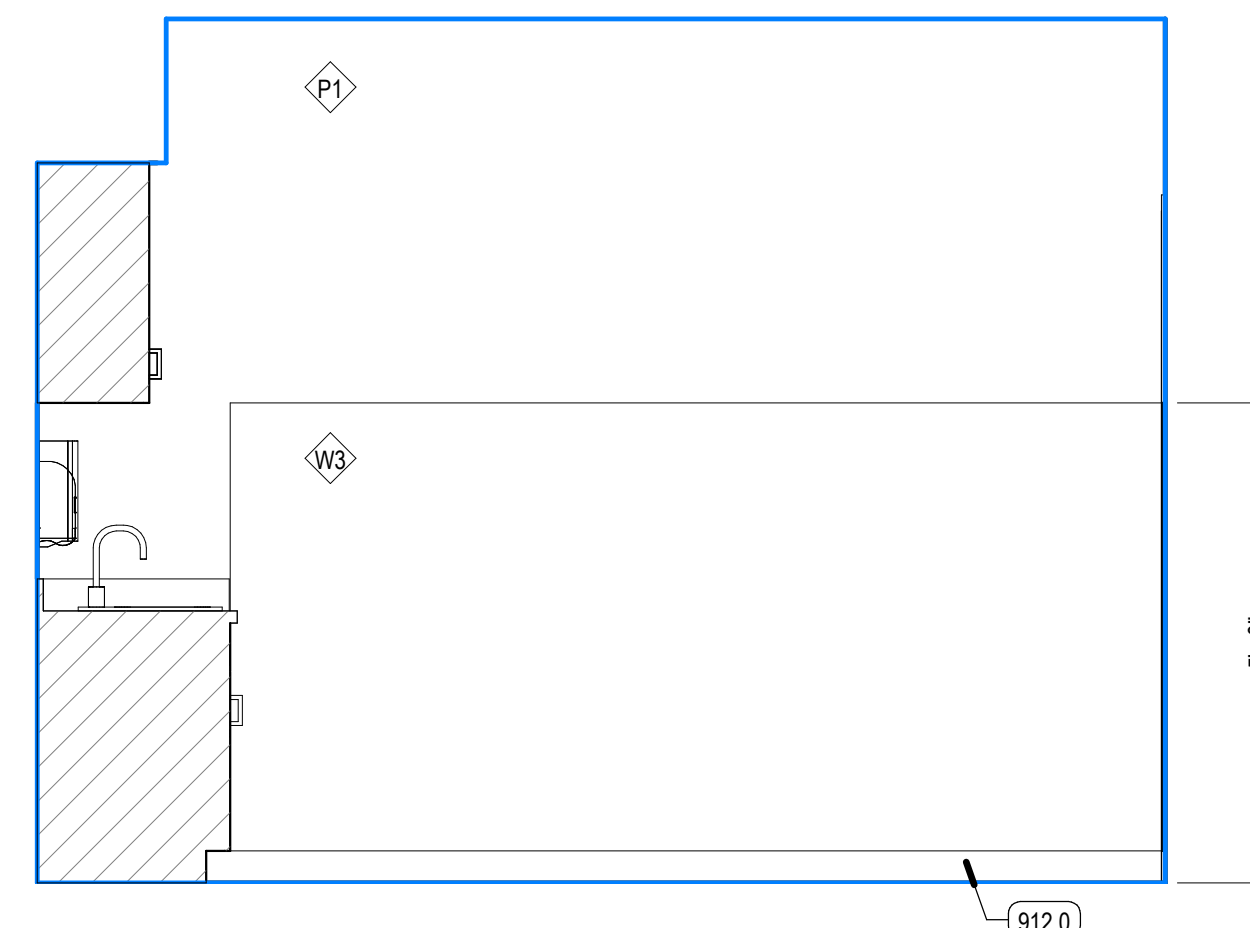
ENLARGED PLANS + ELEVATIONS - NURSE STATION / BED STORAGE & VENDOR'S WORKROOM



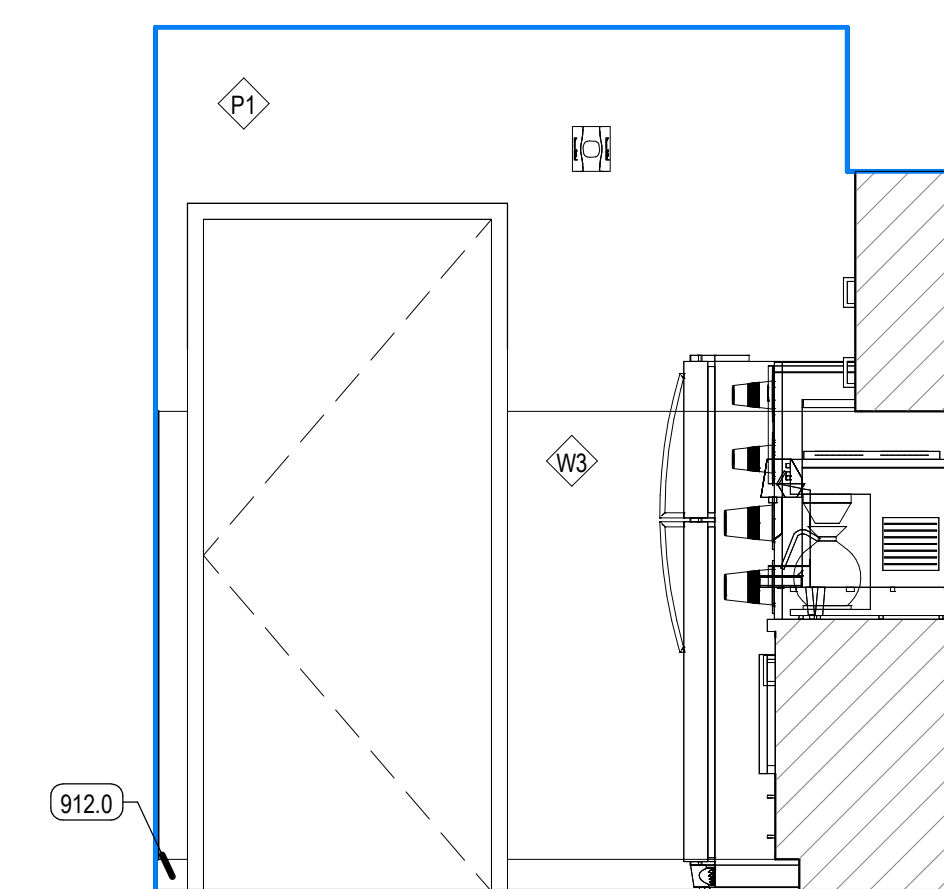
C1 MEDICATION & NOURISHMENT ROOMS - 3D VIEW
SCALE:



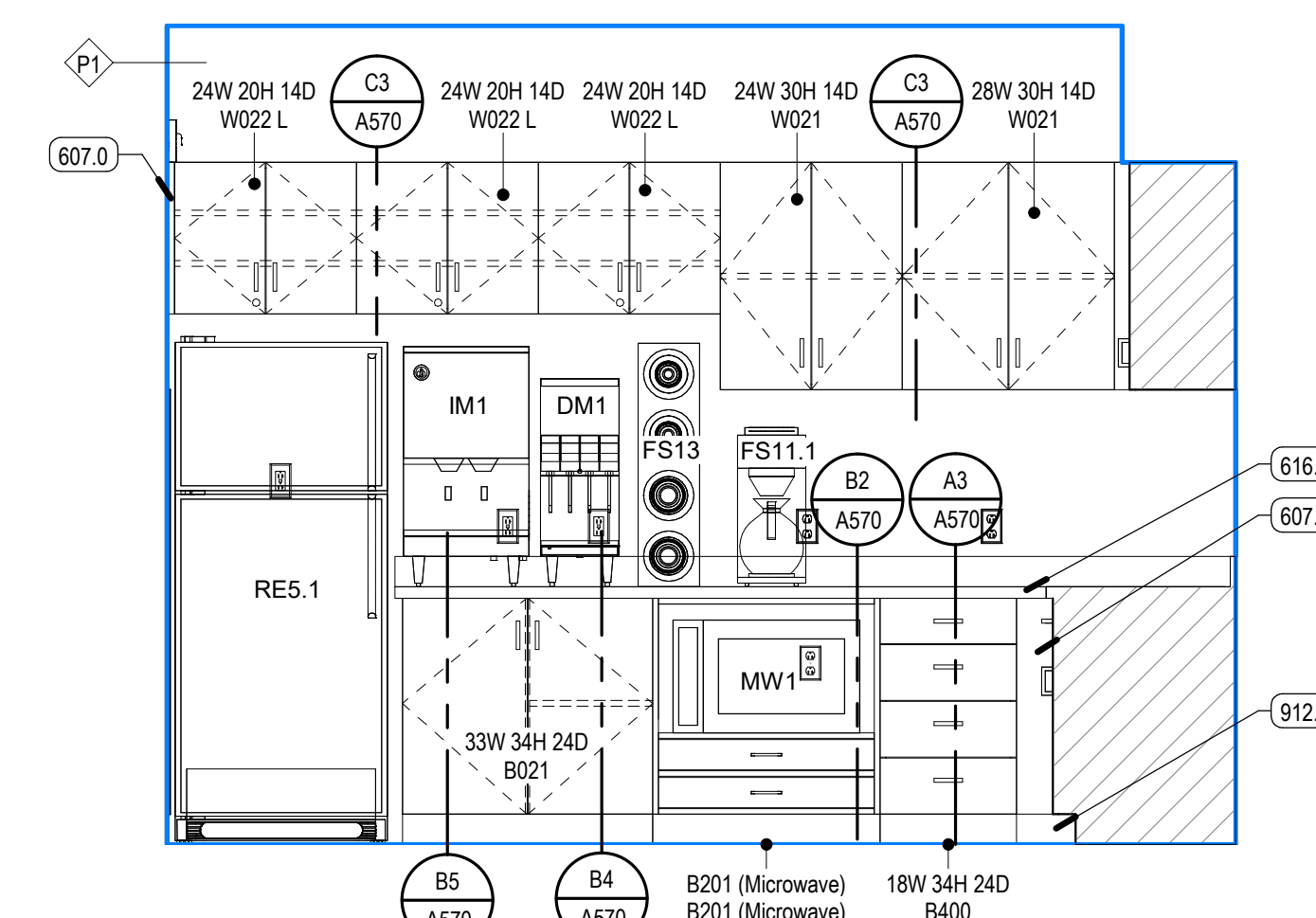
D3 NOURISHMENT ROOM - NORTH ELEVATION
SCALE: 1/2" = 1'-0"



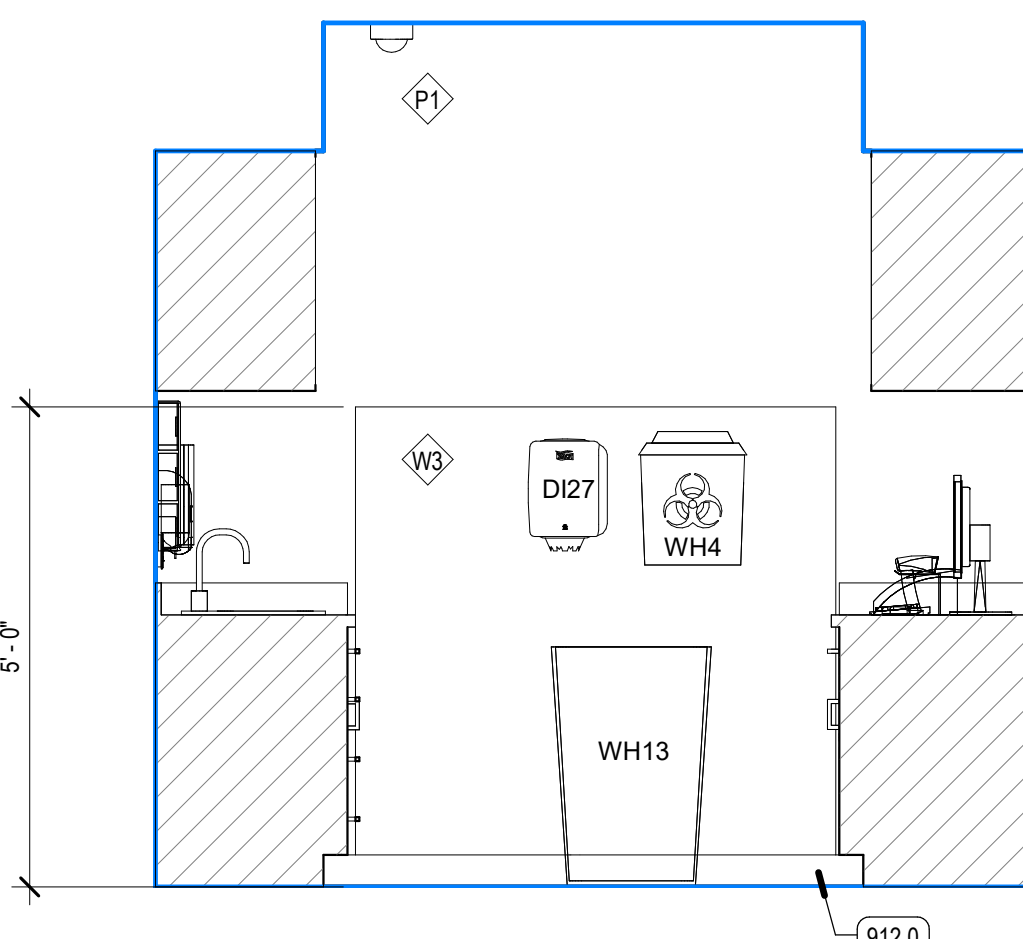
D4 NOURISHMENT ROOM - EAST ELEVATION
SCALE: 1/2" = 1'-0"



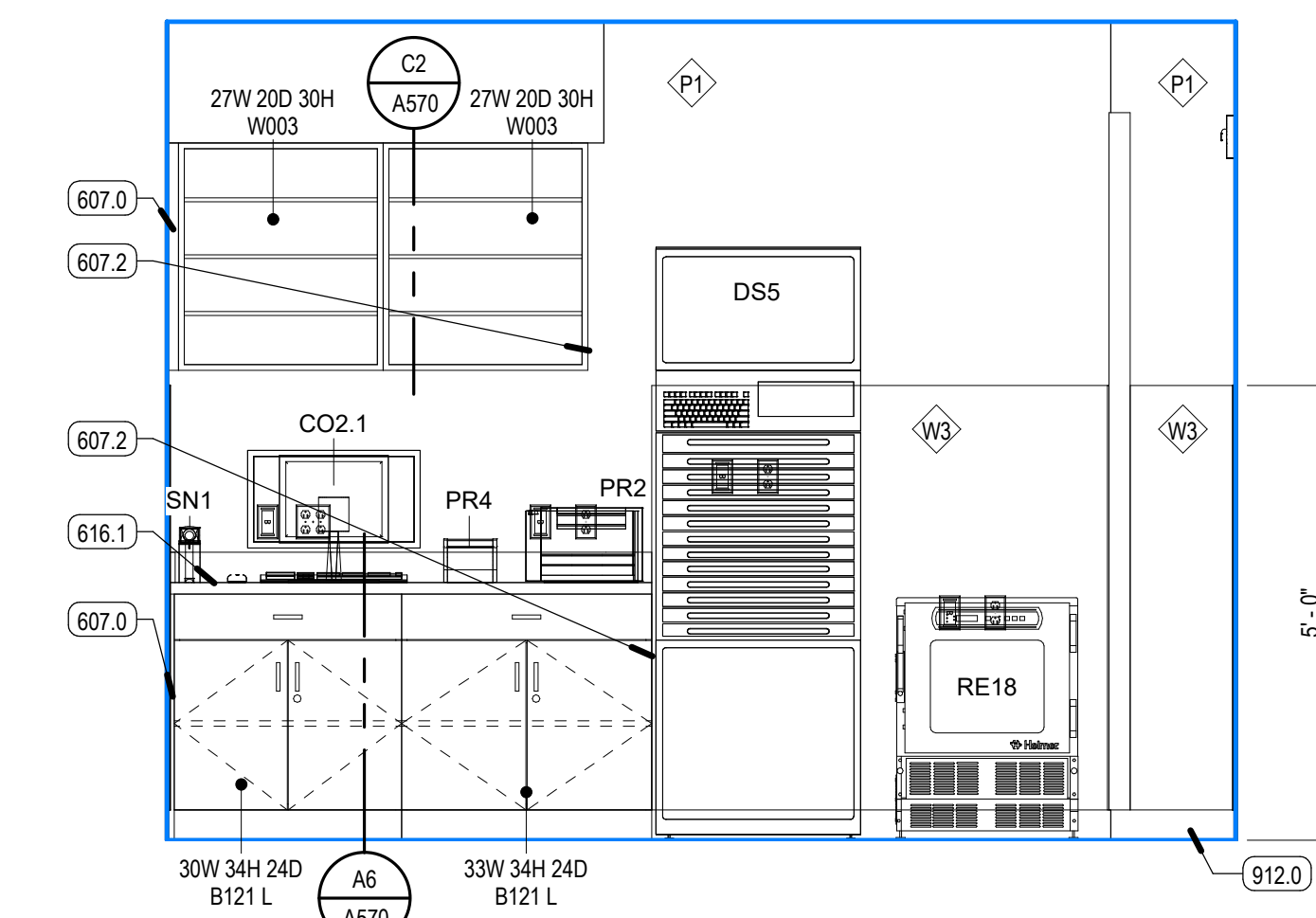
C3 NOURISHMENT ROOM - SOUTH ELEVATION
SCALE: 1/2" = 1'-0"



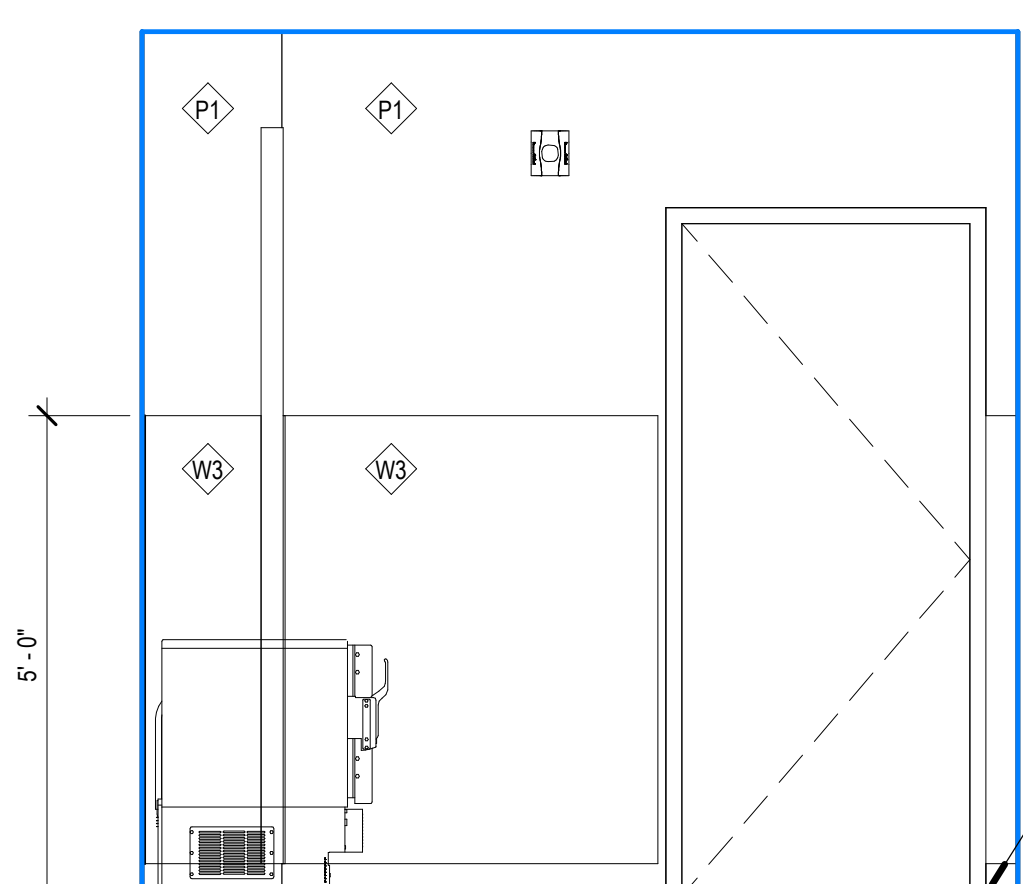
C4 NOURISHMENT ROOM - WEST ELEVATION
SCALE: 1/2" = 1'-0"



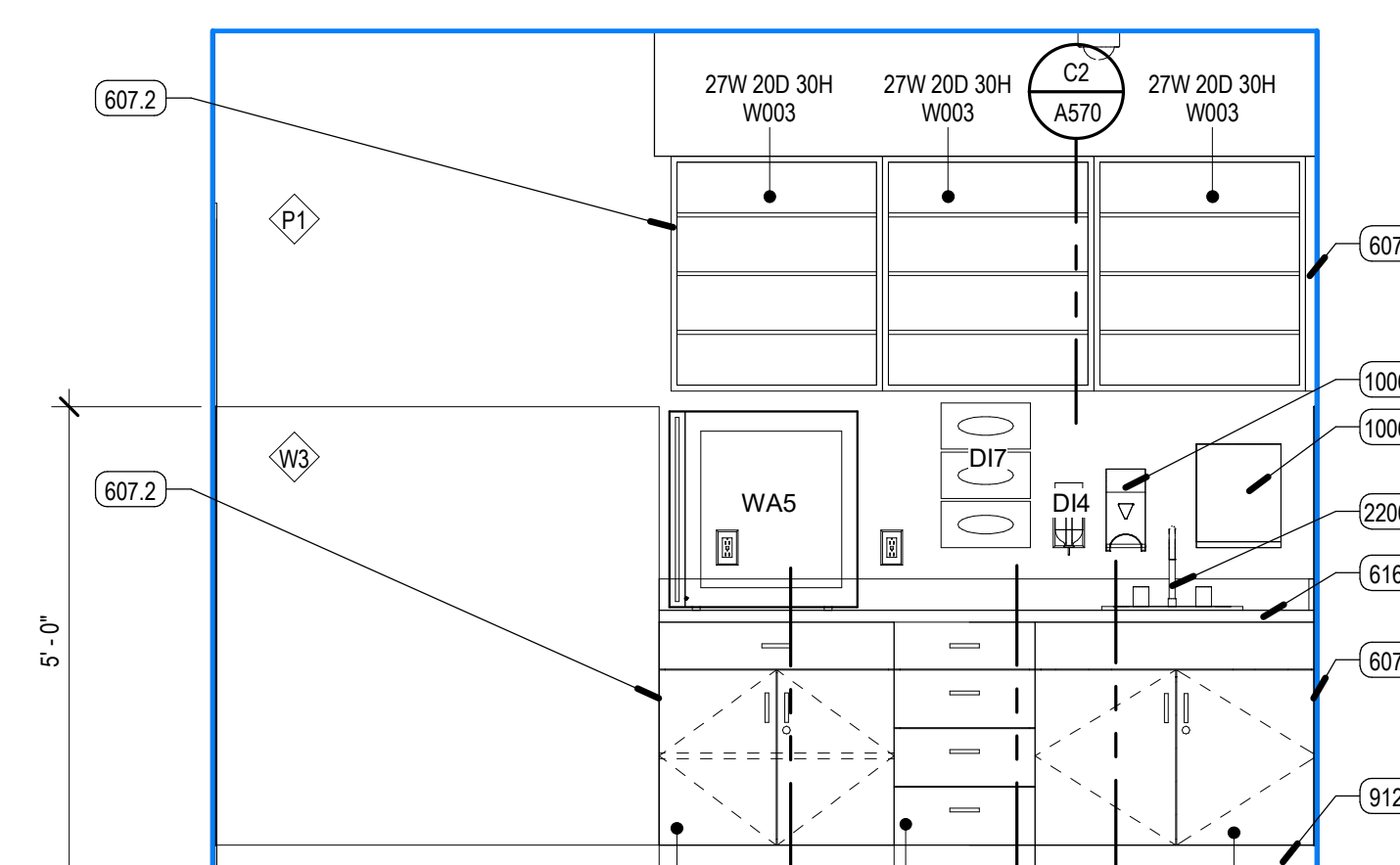
B3 MEDICATION ROOM - NORTH ELEVATION
SCALE: 1/2" = 1'-0"



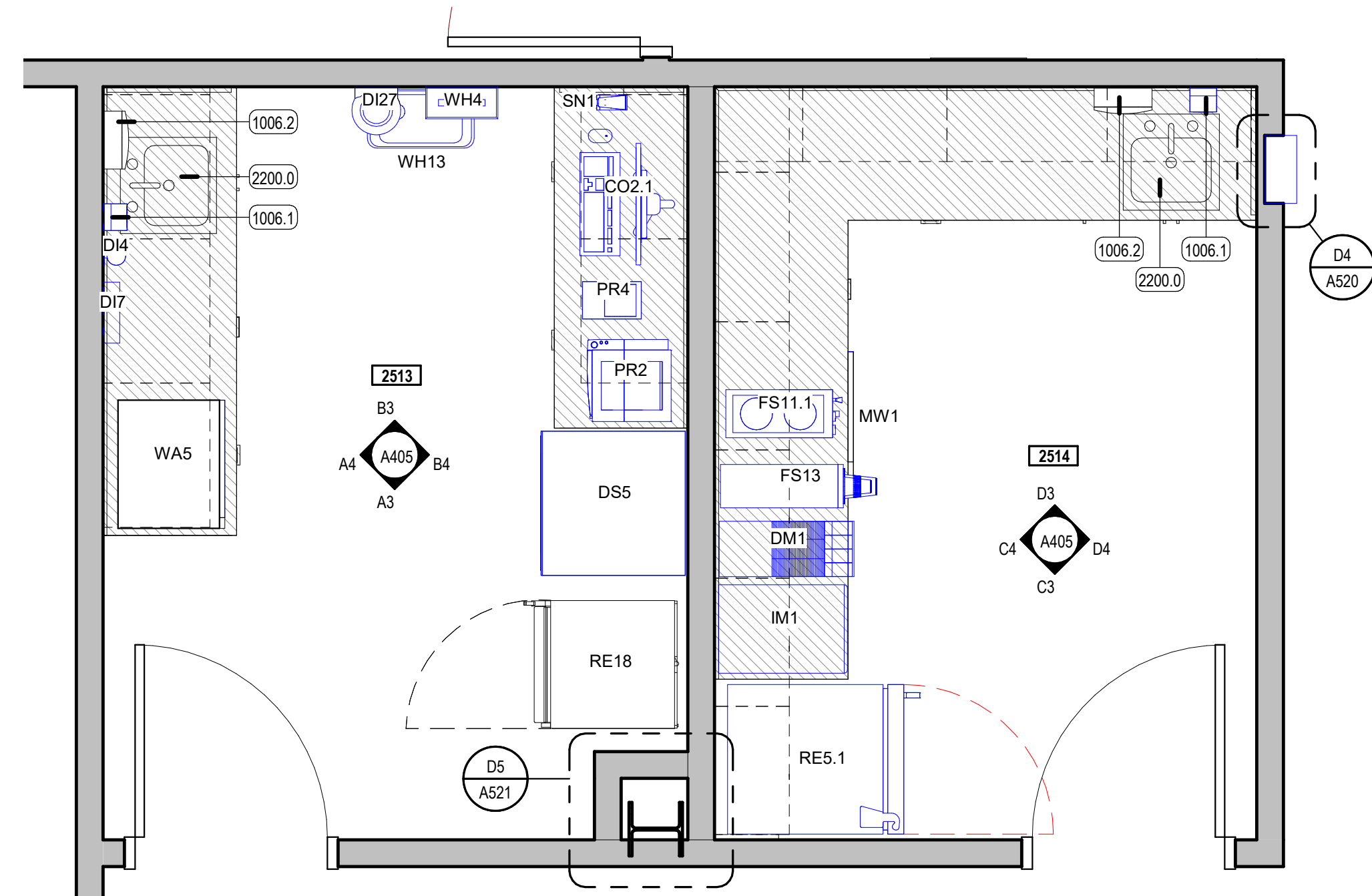
B4 MEDICATION ROOM - EAST ELEVATION
SCALE: 1/2" = 1'-0"



A3 MEDICATION ROOM - SOUTH ELEVATION
SCALE: 1/2" = 1'-0"



A4 MEDICATION ROOM - WEST ELEVATION
SCALE: 1/2" = 1'-0"



A1 MEDICATION & NOURISHMENT ROOMS - ENLARGED
SCALE: 1/2" = 1'-0"

KEYED NOTES

- 607.0 MILLWORK FILLER PANEL
- 607.2 PANEL FINISHED END/SIDE/BACK
- 616.1 COUNTERTOP, SOLID SURFACE
- 912.0 SCHEDULED BASE
- 1006.1 DISPENSER, SOAP, NIC
- 1006.2 DISPENSER, PAPER TOWELS
- 2200.0 SINK + FAUCET

EQUIPMENT LEGEND

EQUIPMENT CATEGORIES - ABBREVIATIONS:

- MED = MEDICAL COM = COMMERCIAL OFF = OFFICE
- GYM = GYMNASIUM GEN = GENERAL FUR = FURNITURE (NIC)

CODE	DESCRIPTION
AR1	MED - IMAGING-C-ARM EQUIPMENT
AR3	MED - IMAGING-MINI C-ARM
AS1	MED - CAST VACUUM + CUTTER
AS4.2	MED - SUCTION-PORTABLE W. STAND
AT1	MED - CART-ANESTHESIA MACHINE
AU12	MED - STERILIZER-FULL HEIGHT-RIGHT HAND (AMSCO 400 MEDIUM)
AU22.1	MED - WASHER PASS THRU-FULL HEIGHT (C.P. - STEAM)
AU23.2	MED - ULTRASONIC CLEANER-FREE-STANDING (15 GAL.)
AU24.1	MED - SINK-PROCESSING-FREE-STANDING-2 BAYS
BO3	MED - BOOM-EQUIPMENT TOWER W. SUPPLY COLUMN
BO4	MED - BOARD-PATIENT SLIDER-STANDARD
BO5	MED - BOOM-ANESTHESIA W. ARTICULATED ARM
BO8	MED - TANDEM BOOM W. 2 ARMS - MONITOR + SURGICAL LIGHT
CA10	GEN - CART-STORAGE-FULL HEIGHT 24 X 48
CA10.2	GEN - CART-STORAGE-FULL HEIGHT 24 X 48
CA11	GEN - CART-STORAGE-FULL HEIGHT 24 X 60
CA14	GEN - CART-STORAGE-FULL HEIGHT 18 X 48
CA19.1	MED - CART - DECONTAMINATION - WASH
CA19.2	GEN - CART - SMALL
CA20.1	MED - CART-ANESTHESIA
CA21.2	GEN - HIGH DENSITY STORAGE (WIRE SHELVING) - TOP SLIDING TRACK
CA23.1	GEN - CART-UTILITY-SOLID SHELVES (S.S.) 24X36
CA23.3	GEN - TABLE-WORK-SS W. CASTERS + UNDERSHELF (24X60)
CB10.2	GEN - CABINET-FLOOR STANDING-STAINLESS-STEEL-DOUBLE DOOR
CH5.1	FUR - RECLINER-PATIENT
CH14	FUR - CHAIR-FOLDING W. WALL HOLDER
CK1	GEN - CLOCK-ANALOG (WALL)
CK3	GEN - CLOCK-DIGITAL (WALL)
CO2.1	OFF - COMPUTER-DESKTOP-KEYBOARD-SINGLE MONITOR
CO2.2	OFF - COMPUTER-DESKTOP-KEYBOARD-DUAL MONITOR
CO4	OFF - COMPUTER-WORKSTATION-WALL MOUNTED
DB1	MED - DIAGNOSTIC BOARD-WALL MOUNTED
D11	GEN - DISPENSER-PAPER TOWEL (C-FOLD PAPER)
D3	GEN - DISPENSER-SOAP
D4	GEN - HAND SANITIZER DISPENSER
D7	MED - DISPENSER-GLOVE-TRIPLE
DI28	MED - DISPENSER-EMESIS BAGS-WALL MOUNTED
DI27	GEN - ANTISEPTIC WIPES DISPENSER
DM1	COM - SODA DISPENSER-COUNTER (4 DISPENSER VALVES)
DS5	MED - DISPENSING SYSTEM-MEDICATION-ONE CELL CABINET-FLOOR
ES1	MED - GENERATOR - BIPOLAR ELECTROSURGICAL GENERATOR (BOVIE) w CART
ES6	MED - LASER - SURGICAL - w CART
FEC	Semi-Recessed
FS11.1	COM - FOOD-COFFEE BREWER-SINGLE
FS13	COM - FOOD SERVICE-DISPENSER-CUPS
GU7	MED - GURNEY-STRETCHER (STANDARD)
IM1	COM - ICE MACHINE-COUNTER
MW1	COM - MICROWAVE-COUNTER
O	MED - MED GAS-WALL-OXYGEN
PB1	MED - BED-PATIENT-TRANSPORT
PB5	MED - BASSINET-INFANT
PR2	OFF - PRINTER-DESKTOP
PR4	OFF - PRINTER-LABEL
PT7	MED - STERILIZATION-RACK RETURN
PU2.2	MED - STAND - HIGH FLOW POLE (ICU) - WITH CARE FUSION AND MED FUSION PUMPS
RA11	GEN - RACK-MED GASES (12 E-TANKS)
RE5.1	COM - REFRIGERATOR-TOP FREEZER (18 C.F.)
RE18	MED - REFRIGERATOR-UNDERCOUNTER-MED GRADE
SC11	MED - SCALE-WHEELCHAIR + STAND ON-PORTABLE
SL1	MED - STOOL-PHYSICIAN
SL3	MED - STOOL W. BACK & FOOT RING
SLB.2	MED - STOOL-STEP W. HANDLE
SN1	MED - BARCODE SCANNER
SS1	MED - TOURNEQUET PUMP - POLE MOUNTED
SS5	MED - TRACTION-SURGICAL-SHOULDER TENSION POSITIONER
ST1	MED - STAND-IV POLE
ST2	MED - STAND-MAYO
ST8	MED - STAND BASIN-SINGLE
ST12	MED - SUCTION-SUCTION TREE SURGICAL
TA12	MED - TABLE-OPERATING
TA14	MED - TABLE-OVERBED-PATIENT
TA36	MED - TABLE-OPERATING-FRACTURE TABLE
TA37	MED - TABLE-OPERATING-SPINE TABLE
TA38	TABLE - OPERATING - SHOULDER/EYE
TE1	GEN - TELEPHONE-WALL
TE2	GEN - TELEPHONE-DESK
TV1.3	GEN - 32" TV-WALL MOUNTED-MEDICAL GRADE
TV4.1	GEN - 55" TV-WALL MOUNTED (LANDSCAPE)
WA2	MED - WARMER-BLANKET-FULL HEIGHT-GLASS DOOR
WA5	MED - WARMER-IV/BLOOD-COUNTER
WA19	MED - PATIENT WARMER - BAIR PAW (FOR BAIR PAW GOWN)
WH1	MED - WASTE-BIO HAZARD
WH2	MED - HAMPER-LINEN (W. CLOSE LID)
WH4	MED - SHARP CONTAINER-WALL
WH9	MED - KICK BUCKET
WH10	MED - WASTE-SHARP CONTAINER TROLLEY-8 GAL
WH10.1	MED - WASTE-SHARP CONTAINER-FLOOR (8 GAL)
WH11	GEN - WASTE CAN (7 GAL.)
WH13	GEN - WASTE CAN (23 GAL.)
WH17.2	GEN - WASTE CAN W. DOLLY (44 GAL.)
WH29	GEN - LINEN TRUCK-BULK
WH30	GEN - CART - DIRTY LINEN TRUCK 28X48X67inch
WH312	GEN - HOUSEKEEPING CART
WM1	MED - WASTE MANAGEMENT SYSTEM-LIQUID-ROVER
WM2	MED - WASTE MANAGEMENT SYSTEM-DOCKING STATION
WM2.1	MED - WASTE MANAGEMENT SYSTEM-LIQUID-DOCKING
W39	MED - IMAGING-C-ARM WORKSTATION
WS16.1	MED - WORKSTATION-C.P. PREP & PACK TABLE-ADJUSTABLE
WT13	GEN - TABLE-WORK-SS W. CASTERS + UNDERSHELF (24X48)

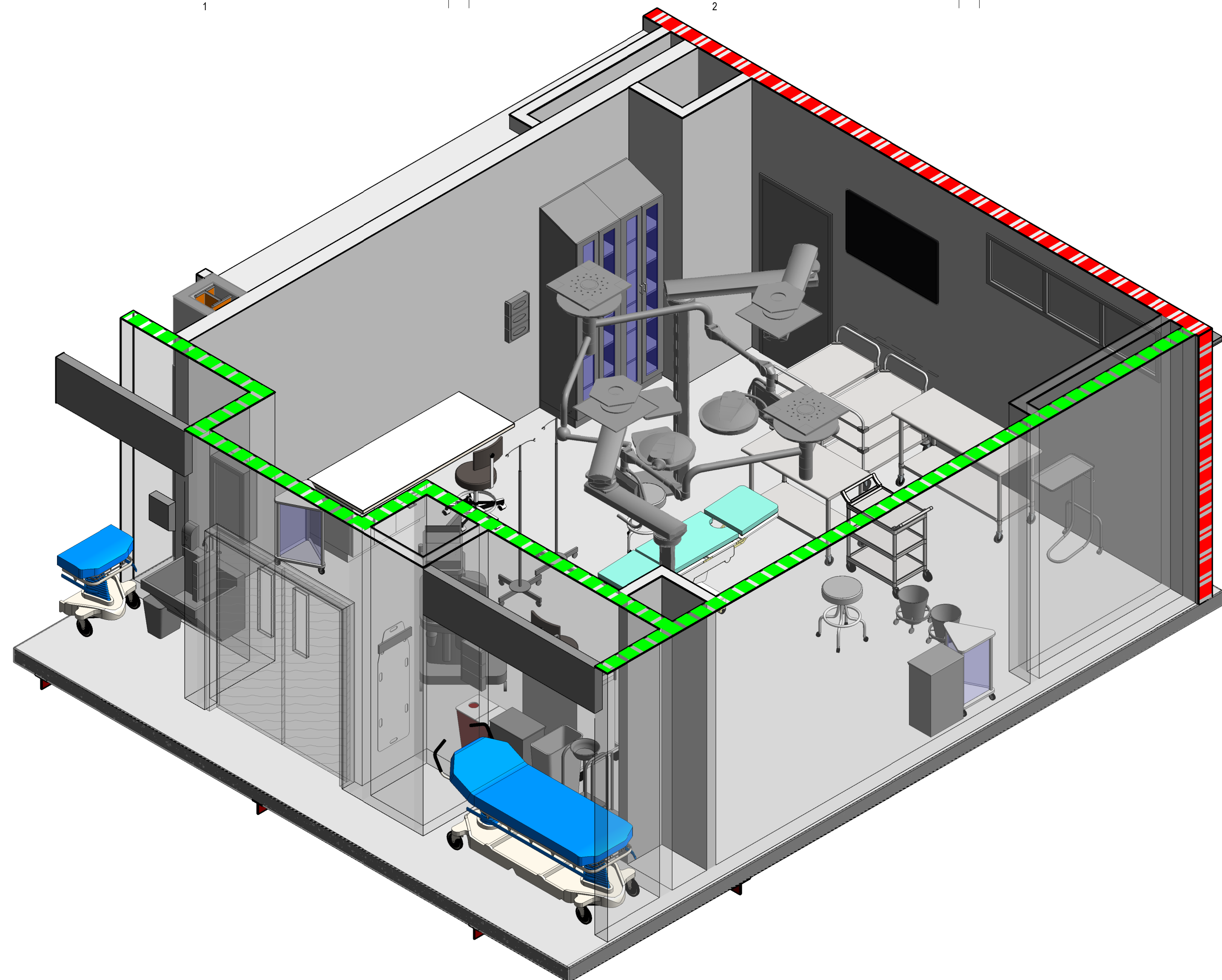


REV	DATE	DESCRIPTION

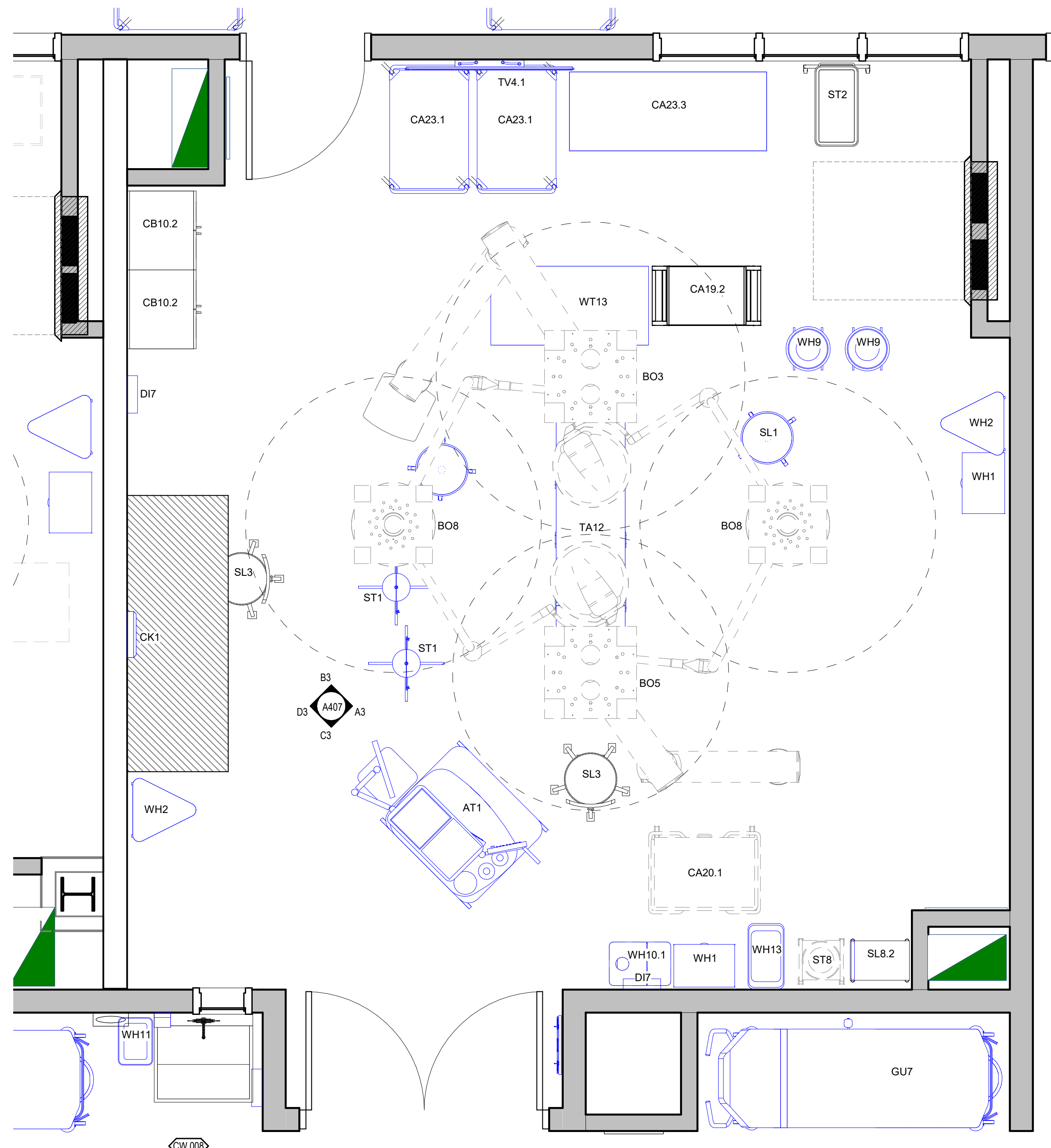
VCBO NUMBER: 2020
CLIENT NUMBER:
DATE: 2020.10.30

MCKAY-DEE AMBULATORY SURGERY CENTER EXPANSION
 INTERMOUNTAIN HEALTHCARE
 3895 MEDICAL DRIVE, OGDEN, UTAH 84403
 CONSTRUCTION DOCUMENTS

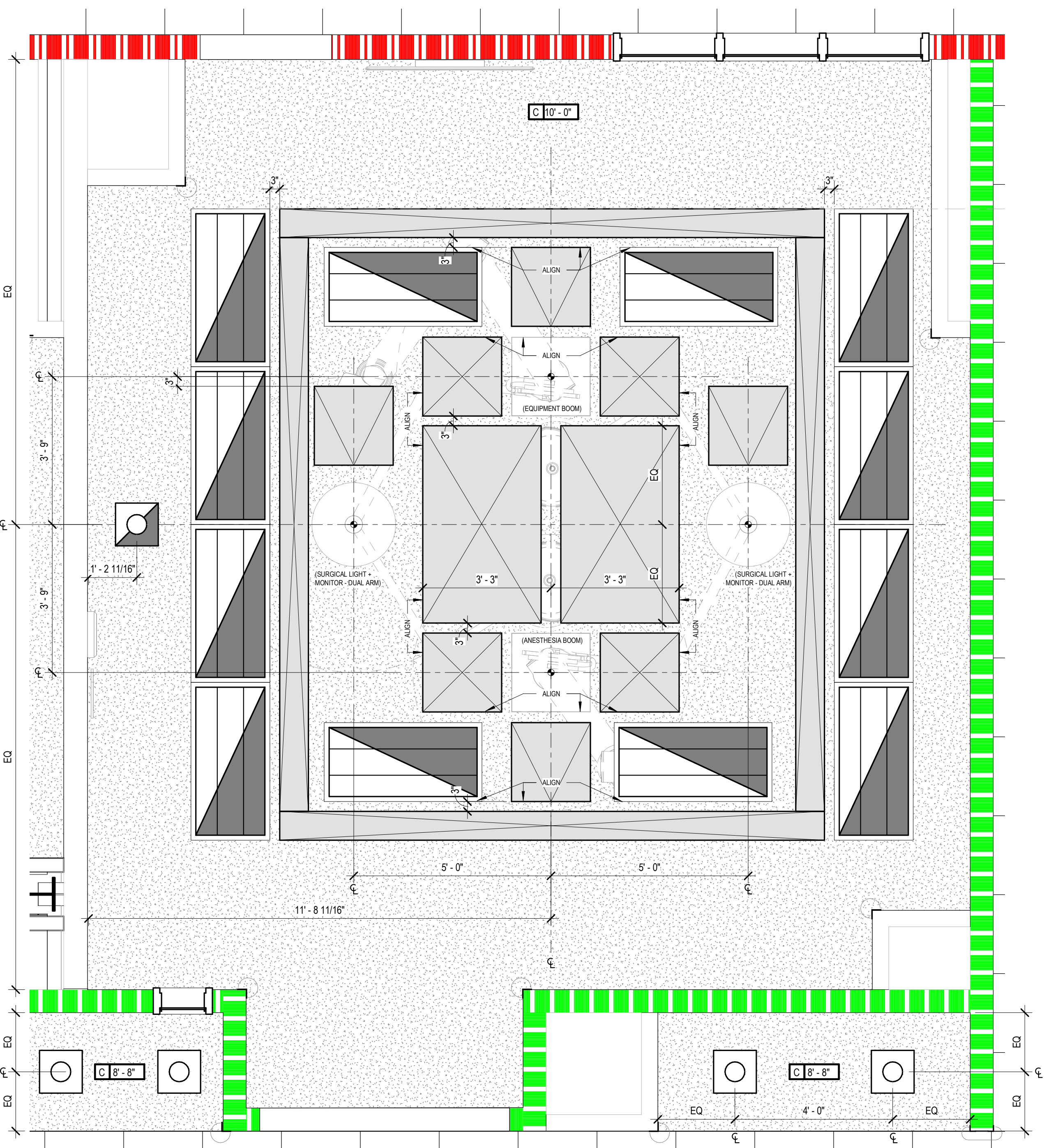
ENLARGED PLANS -
ELEVATIONS - MEDICATION
& NOURISHMENT ROOMS
A405



C1 OPERATING ROOM - 3D VIEW #1
SCALE:



A1 ENLARGED PLAN - OPERATING ROOM
SCALE: 1/2" = 1'-0"



A4 ENLARGED REFLECTED CEILING PLAN - OPERATING ROOM
SCALE: 1/2" = 1'-0"

EQUIPMENT LEGEND

EQUIPMENT CATEGORIES - ABBREVIATIONS:

MED = MEDICAL COM = COMMERCIAL OFF = OFFICE
GYM = GYMNASIUM GEN = GENERAL FUR = FURNITURE (NIC)

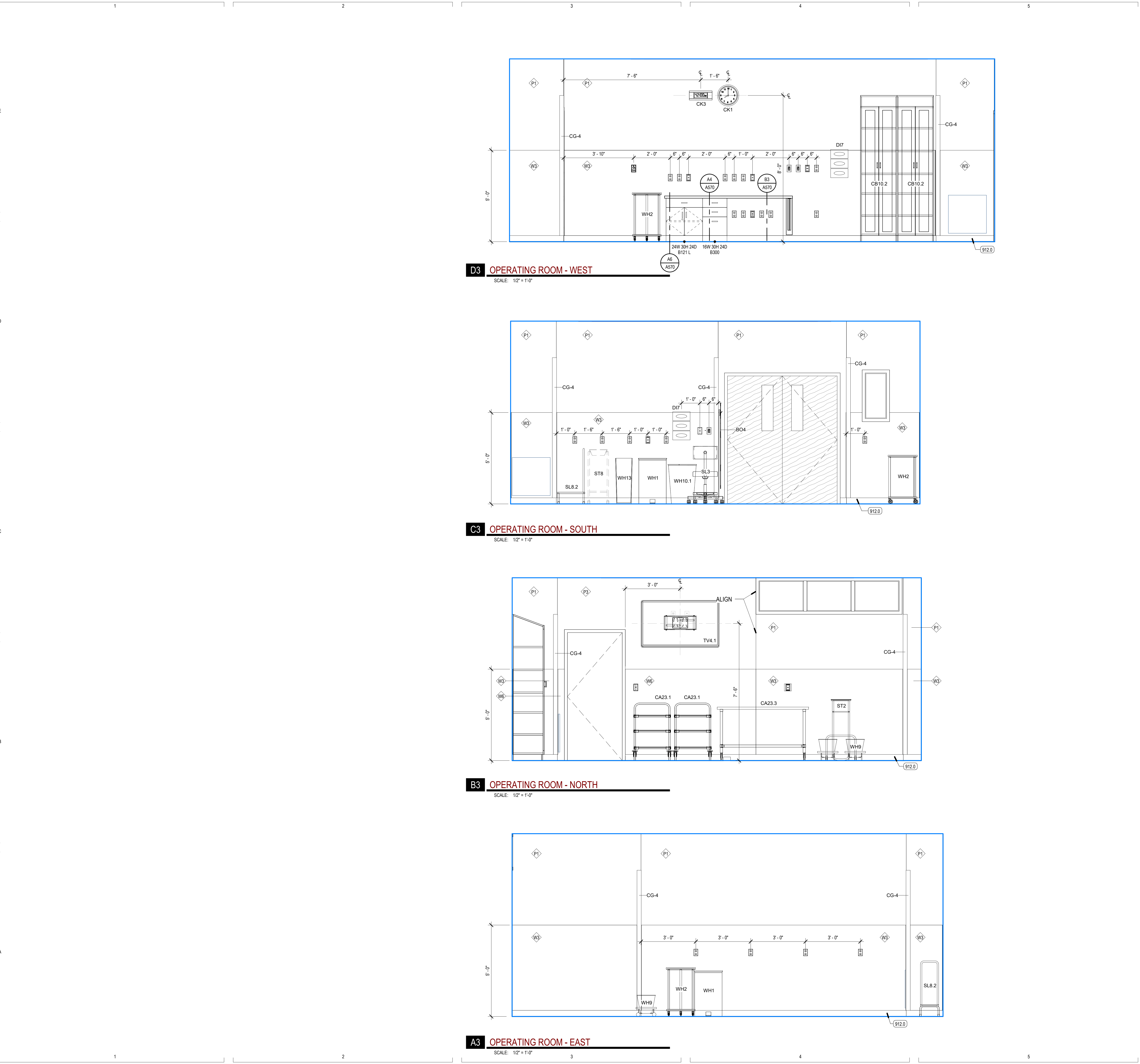
CODE	DESCRIPTION
AR1	MED - IMAGING-C-ARM EQUIPMENT
AR3	MED - IMAGING-MINI-C-ARM
AS1	MED - CAST VACUUM + CUTTER
AS4.2	MED - SUCTION-PORTABLE W. STAND
AT1	MED - CART-ANESTHESIA MACHINE
AU12	MED - STERILIZER-FULL HEIGHT-RIGHT HAND (AMSCO 400 MEDIUM)
AU22.1	MED - WASHER-PASS THRU-FULL HEIGHT (C.P. - STEAM)
AU23.2	MED - ULTRASONIC CLEANER-FREESTANDING (15 GAL.)
AU24.1	MED - SINK-REPROCESSING-FREESTANDING-2 BAYS
BO3	MED - BOOM-EQUIPMENT TOWER W. SUPPLY COLUMN
BO4	MED - BOARD-PATIENT SLIDER-STANDARD
BO5	MED - BOOM-ANESTHESIA W. ARTICULATED ARM
BO8	MED - TANDEM BOOM W. 2 ARMS - MONITOR - SURGICAL LIGHT
CA10	GEN - CART-STORAGE-FULL HEIGHT 24 X 48
CA10.2	GEN - CART-STORAGE-FULL HEIGHT 24 X 48
CA11	GEN - CART-STORAGE-FULL HEIGHT 24 X 60
CA14	GEN - CART-STORAGE-FULL HEIGHT 18 X 48
CA19.1	MED - CART- DECONTAMINATION - WASH
CA19.2	GEN - CART - SMALL
CA20.1	MED - CART-ANESTHESIA
CA21.2	GEN - HIGH DENSITY STORAGE (WIRE SHELVING) - TOP SLIDING TRACK
CA23.1	GEN - CART-UTILITY-SOLID SHELVES (S.S.) 24X36
CA23.3	GEN - TABLE-WORK-SS W. CASTERS + UNDERSHELF (24X60)
CB10.2	GEN - CABINET-FLOOR STANDING-STAINLESS-STEEL-DOUBLE DOOR
CH5.1	FUR - RECLINER-PATIENT
CH14	FUR - CHAIR-FOLDING W. WALL HOLDER
CK1	GEN - CLOCK-ANALOG (WALL)
CK3	GEN - CLOCK-DIGITAL (WALL)
CO2.1	OFF - COMPUTER-DESKTOP-KEYBOARD-SINGLE MONITOR
CO2.2	OFF - COMPUTER-DESKTOP-KEYBOARD-DUAL MONITOR
CO4	OFF - COMPUTER-WORKSTATION-WALL MOUNTED
DB1	MED - DIAGNOSTIC BOARD-WALL MOUNTED
DI1	GEN - DISPENSER-PAPER TOWEL (C-FOLD PAPER)
DI3	GEN - DISPENSER-SOAP
DI4	GEN - HAND SANITIZER DISPENSER
DI7	MED - DISPENSER-GLOVE-TRIPLA
DI26	MED - DISPENSER-EMESIS BAGS-WALL MOUNTED
DI27	GEN - ANTISEPTIC WIPES DISPENSER
DM1	COM - SODA DISPENSER-COUNTER (4 DISPENSER VALVES)
DSS	MED - DISPENSING SYSTEM-MEDICATION-ONE CELL CABINET-FLOOR
E51	MED - GENERATOR - BIPOAL ELECTROSURGICAL GENERATOR (BOVIE) w.CART
E56	MED - LASER- SURGICAL- w.CART
FEC	Sem-Reciproc
FS11.1	COM - FOOD-COFFEE BREWER-SINGLE
FS13	COM - FOOD SERVICE-DISPENSER-CUPS
GU7	MED - GURNEY-STRETCHER (STANDARD)
IM1	COM - ICE MACHINE-COUNTER
IMW1	COM - MICROWAVE-COUNTER
O	MED - MED GAS-WALL-OXYGEN
PB1	MED - BED-PATIENT-TRANSPORT
PB5	MED - BASSINET-INFANT
PR2	OFF - PRINTER-DESKTOP
PR4	OFF - PRINTER-LABEL
P17	MED - STERILIZATION-RACK RETURN
PU2.2	MED - STAND - HIGH FLOW POLE (ICU) - WITH CARE FUSION AND MED FUSION PUMPS
RA11	GEN - RACK-MED CASES (12 E-TANKS)
RE5.1	COM - REFRIGERATOR-TOP FREEZER (18 C.F.)
RE18	MED - REFRIGERATOR-UNDERCOUNTER-MED GRADE
SC11	MED - SCALE-WHEELCHAIR + STAND ON-PORTABLE
SL1	MED - STOOL-PHYSICIAN
SL3	MED - STOOL W. BACK & FOOT RING
SL8.2	MED - STOOL-STEP W. HANDLE
SN1	MED - BARCODE SCANNER
SS1	MED - TOURNEQUET PUMP- POLE MOUNTED
SS5	MED - TRACTION-SURGICAL-SHOULDER TENSION POSITIONER
ST1	MED - STAND-IV POLE
ST2	MED - STAND-MAYO
ST8	MED - STAND BASIN-SINGLE
ST12	MED - SUCTION- SUCTION TREE SURGICAL
TA12	MED - TABLE-OPERATING
TA14	MED - TABLE-OVERBED-PATIENT
TA36	MED - TABLE-OPERATING-FRACTURE TABLE
TA37	MED - TABLE-OPERATING-SPINE TABLE
TA38	TABLE - OPERATING - SHOULDER/EYE
TE1	GEN - TELEPHONE-WALL
TE2	GEN - TELEPHONE-DESK
TV1.3	GEN - 32" TV-WALL MOUNTED-MEDICAL GRADE
TV4.1	GEN - 55" TV-WALL MOUNTED (LANDSCAPE)
WA2	MED - WARMER-BLANKET-FULL HEIGHT-GLASS DOOR
WAS	MED - WARMER-W/BUCK-COUNTER
WA19	MED - PATIENT WARMER - BAIR PAW (FOR BAIR PAW GOWN)
WH1	MED - WASTE-BIO HAZARD
WH2	MED - HAMPER-LINEN (W. CLOSE LID)
WH4	MED - SHARP CONTAINER-WALL
WH9	MED - KICK BUCKET
WH10	MED - WASTE-SHARP CONTAINER TROLLEY-8 GAL
WH10.1	MED - WASTE-SHARP CONTAINER-FLOOR (8 GAL)
WH11	GEN - WASTE CAN (7 GAL)
WH13	GEN - WASTE CAN (23 GAL)
WH17.2	GEN - WASTE CAN W. DOLLY (44 GAL)
WH20	GEN - LINEN TRUCK-BULK
WH30	GEN - CART - DIRTY LINEN TRUCK 28X48X67inch
WH31.2	GEN - HOUSEKEEPING CART
WM1	MED - WASTE MANAGEMENT SYSTEM-LIQUID-ROVER
WM2	MED - WASTE MANAGEMENT SYSTEM-DOCKING STATION
WM2.1	MED - WASTE MANAGEMENT SYSTEM-LIQUID-DOCKING
WS9	MED - IMAGING-C-ARM WORKSTATION
WS16.1	MED - WORKSTATION-C.P. PREP & PACK TABLE-ADJUSTABLE
WT13	GEN - TABLE-WORK-SS W. CASTERS + UNDERSHELF (24X48)



REV	DATE	DESCRIPTION

VCBO NUMBER: 20200
CLIENT NUMBER:
DATE: 2020.10.30

MCKAY-DEE AMBULATORY SURGERY CENTER EXPANSION
INTERMOUNTAIN HEALTHCARE
3895 MEDICAL DRIVE, OGDEN, UTAH 84403
CONSTRUCTION DOCUMENTS



D3 OPERATING ROOM - WEST
SCALE: 1/2" = 1'-0"

C3 OPERATING ROOM - SOUTH
SCALE: 1/2" = 1'-0"

B3 OPERATING ROOM - NORTH
SCALE: 1/2" = 1'-0"

A3 OPERATING ROOM - EAST
SCALE: 1/2" = 1'-0"

KEYED NOTES

912.0 SCHEDULED BASE

EQUIPMENT LEGEND

EQUIPMENT CATEGORIES - ABBREVIATIONS:

MED = MEDICAL COM = COMMERCIAL OFF = OFFICE
GYM = GYMNASIUM GEN = GENERAL FUR = FURNITURE (NIC)

CODE	DESCRIPTION
AR1	MED - IMAGING-C-ARM EQUIPMENT
AR3	MED - IMAGING-MINI C-ARM
AS1	MED - CAST VACUUM + CUTTER
ASA.2	MED - SUCTION-PORTABLE W. STAND
AT1	MED - CART-ANESTHESIA MACHINE
AU12	MED - STERILIZER-FULL HEIGHT-RIGHT HAND (AMSCO 400 MEDIUM)
AU22.1	MED - WASHER PASS THRU-FULL HEIGHT (C.P. - STEAM)
AU23.2	MED - ULTRASONIC CLEANER-FREE-STANDING (15 GAL.)
AU24.1	MED - SINK-REPROCESSING-FREE-STANDING-2 BAYS
BO3	MED - BOOM-EQUIPMENT TOWER W. SUPPLY COLUMN
BO4	MED - BOARD-PATIENT SLIDER-STANDARD
BO5	MED - BOOM-ANESTHESIA W. ARTICULATED ARM
BO8	MED - TANDEM BOOM W. 2 ARMS - MONITOR + SURGICAL LIGHT
CA10	GEN - CART-STORAGE-FULL HEIGHT 24 X 48
CA10.2	GEN - CART-STORAGE-FULL HEIGHT 24 X 48
CA11	GEN - CART-STORAGE-FULL HEIGHT 24 X 60
CA14	GEN - CART-STORAGE-FULL HEIGHT 18 X 48
CA19.1	MED - CART - DECONTAMINATION - WASH
CA19.2	GEN - CART - SMALL
CA20.1	MED - CART-ANESTHESIA
CA21.2	GEN - HIGH DENSITY STORAGE (WIRE SHELVING) - TOP SLIDING TRACK
CA23.1	GEN - CART-UTILITY-SOLID SHELVES (S.S.) 24X36
CA23.3	GEN - TABLE-WORK-SS W. CASTERS + UNDERSHELF (24X48)
CB10.2	GEN - CABINET-FLOOR STANDING-STAINLESS-STEEL-DOUBLE DOOR
CH5.1	FUR - RECLINER-PATIENT
CH14	FUR - CHAIR-FOLDING W. WALL HOLDER
CK1	GEN - CLOCK-ANALOG (WALL)
CK3	GEN - CLOCK-DIGITAL (WALL)
CO2.1	OFF - COMPUTER-DESKTOP-KEYBOARD-SINGLE MONITOR
CO2.2	OFF - COMPUTER-DESKTOP-KEYBOARD-DUAL MONITOR
CO4	OFF - COMPUTER-WORKSTATION-WALL MOUNTED
DB1	MED - DIAGNOSTIC BOARD-WALL MOUNTED
D11	GEN - DISPENSER-PAPER TOWEL (C-FOLD PAPER)
D13	GEN - DISPENSER-SOAP
D14	GEN - HAND SANITIZER DISPENSER
D17	MED - DISPENSER-GLOVE-TRIPLE
D126	MED - DISPENSER-EMESIS BAGS-WALL MOUNTED
D127	GEN - ANTISEPTIC WIPES DISPENSER
DM1	COM - SODA DISPENSER-COUNTER (4 DISPENSER VALVES)
DS5	MED - DISPENSING SYSTEM-MEDICATION-ONE CELL CABINET-FLOOR
ES1	MED - GENERATOR - BIPOLAR ELECTROSURGICAL GENERATOR (BOVIE) w CART
ES6	MED - LASER - SURGICAL- w CART
FEC	Semi-Recessed
FS11.1	COM - FOOD-COFFEE BREWER-SINGLE
FS13	COM - FOOD SERVICE-DISPENSER-CUPS
GU7	MED - GURNEY-STRETCHER (STANDARD)
IM1	COM - ICE MACHINE-COUNTER
MW1	COM - MICROWAVE-COUNTER
O	MED - MED GAS-WALL-OXYGEN
PB1	MED - BED-PATIENT-TRANSPORT
PB5	MED - BASINET-INFANT
PR2	OFF - PRINTER-DESKTOP
PR4	OFF - PRINTER-LABEL
PT7	MED - STERILIZATION-RACK RETURN
PU2.2	MED - STAND - HIGH FLOW POLE (ICU) - WITH CARE FUSION AND MED FUSION PUMPS
RA11	GEN - RACK-MED GASES (12 E-TANKS)
RES.1	COM - REFRIGERATOR-TOP FREEZER (18 C.F.)
RE18	MED - REFRIGERATOR-UNDERCOUNTER-MED GRADE
SC11	MED - SCALE-WHEEL-CHAIR + STAND ON-PORTABLE
SL1	MED - STOOL-PHYSICIAN
SL3	MED - STOOL W. BACK & FOOT RING
SL8.2	MED - STOOL-STEP W. HANDLE
SN1	MED - BARCODE SCANNER
SS1	MED - TOURNEQUET PUMP- POLE MOUNTED
SS5	MED - TRACTION-SURGICAL-SHOULDER TENSION POSITIONER
ST1	MED - STAND-IV POLE
ST2	MED - STAND-MAYO
ST8	MED - STAND BASIN-SINGLE
ST12	MED - SUCTION- SUCTION TREE SURGICAL
TA12	MED - TABLE-OPERATING
TA14	MED - TABLE-OVERBED-PATIENT
TA36	MED - TABLE-OPERATING-FRACTURE TABLE
TA37	MED - TABLE-OPERATING-SPINE TABLE
TA38	TABLE- OPERATING- SHOULDER/EYE
TE1	GEN - TELEPHONE-WALL
TE2	GEN - TELEPHONE-DESK
TV1.3	GEN - 32" TV-WALL MOUNTED-MEDICAL GRADE
TV4.1	GEN - 55" TV-WALL MOUNTED (LANDSCAPE)
WA2	MED - WARMER-BLANKET-FULL HEIGHT-GLASS DOOR
WA5	MED - WARMER-IV/BLOOD-COUNTER
WA19	MED - PATIENT WARMER - BAIR PAW (FOR BAIR PAW GOWN)
WH1	MED - WASTE-BIO HAZARD
WH2	MED - HAMPER-LINEN (W. CLOSE LID)
WH4	MED - SHARP CONTAINER-WALL
WH9	MED - KICK BUCKET
WH10	MED - WASTE-SHARP CONTAINER TROLLEY-8 GAL
WH10.1	MED - WASTE-SHARP CONTAINER-FLOOR (8 GAL)
WH11	GEN - WASTE CAN (7 GAL.)
WH13	GEN - WASTE CAN (23 GAL.)
WH17.2	GEN - WASTE CAN W. DOLLY (44 GAL.)
WH29	GEN - LINEN TRUCK-BULK
WH30	GEN - CART - DIRTY LINEN TRUCK 28X48X67inch
WH31.2	GEN - HOUSEKEEPING CART
WM1	MED - WASTE MANAGEMENT SYSTEM-LIQUID-ROVER
WM2	MED - WASTE MANAGEMENT SYSTEM-DOCKING STATION
WM2.1	MED - WASTE MANAGEMENT SYSTEM-LIQUID-DOCKING
WS9	MED - IMAGING-C-ARM WORKSTATION
WS16.1	MED - WORKSTATION-C.P. PREP & PACK TABLE-ADJUSTABLE
WT13	GEN - TABLE-WORK-SS W. CASTERS + UNDERSHELF (24X48)

VCBO ARCHITECTURE
524 SOUTH 800 EAST
SALT LAKE CITY, UT 84102 801.576.8880
VCBO.COM

STATE OF UTAH
JEFFERY PINEGAR
#124371
LICENSED ARCHITECT

REV DATE DESCRIPTION

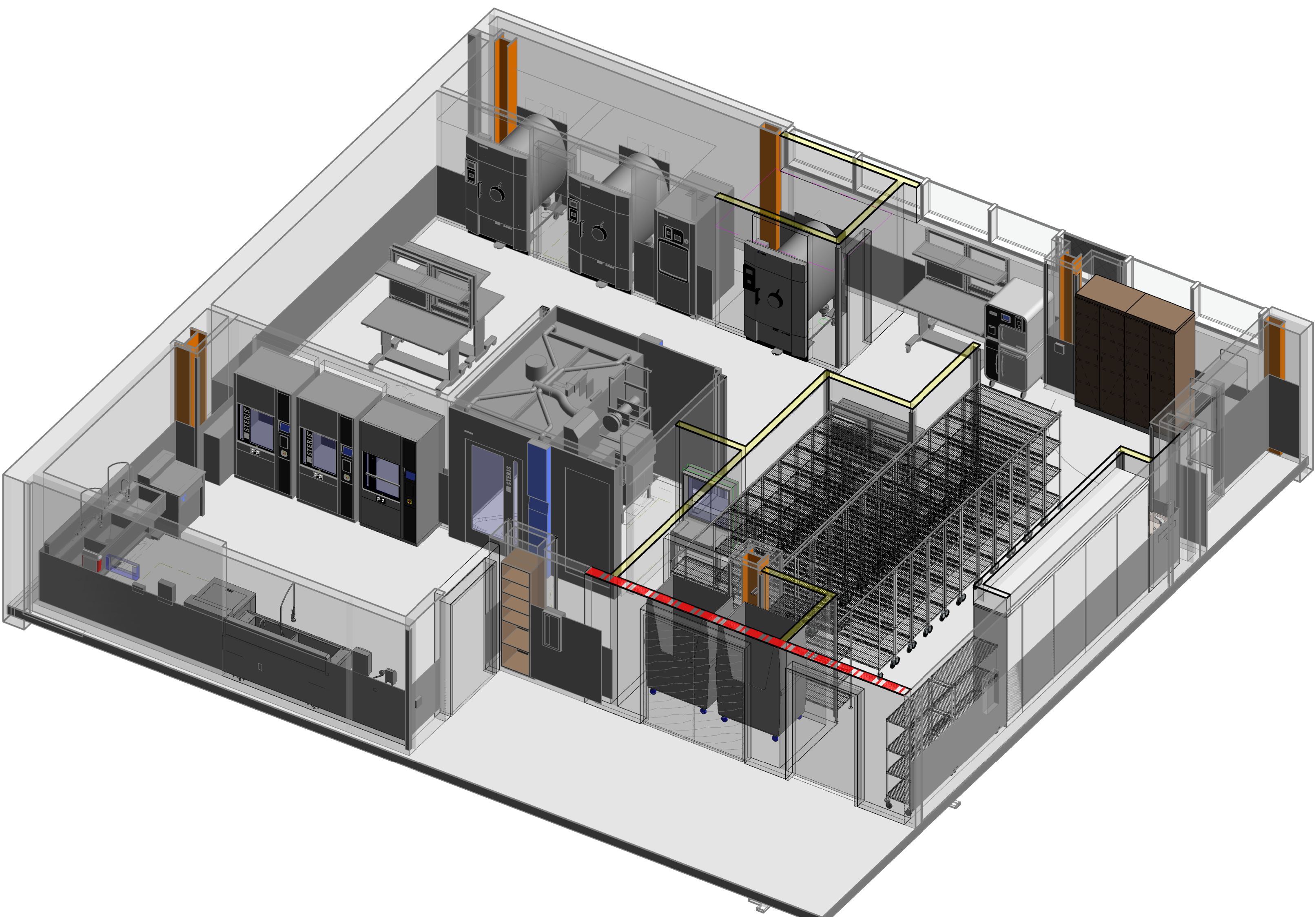
VCBO NUMBER: 20230
CLIENT NUMBER:
DATE: 2020.10.30

MCKAY-DEE AMBULATORY SURGERY CENTER EXPANSION
INTERMOUNTAIN HEALTHCARE
3895 MEDICAL DRIVE, OGDEN, UTAH 84403
CONSTRUCTION DOCUMENTS

ENLARGED PLAN + ELEVATIONS - OPERATING ROOM
A407



B1 CENTRAL PROCESSING - ENLARGED
SCALE: 3/8" = 1'-0"



A3 CENTRAL PROCESSING - 3D VIEW
SCALE:

KEYED NOTES

- 800.0 DOOR AND FRAME
- 1006.1 DISPENSER, SOAP, NIC
- 1006.2 DISPENSER, PAPER TOWELS
- 2200.0 SINK + FAUCET
- 2200.3 SINK + FAUCET, COMMERCIAL
- 2205.1 EMERGENCY EYE WASH, DECK MOUNT (HANDHELD SPRAY-ON)

EQUIPMENT LEGEND

EQUIPMENT CATEGORIES - ABBREVIATIONS:

- MED = MEDICAL
- COM = COMMERCIAL
- OFF = OFFICE
- GYM = GYMNASIUM
- GEN = GENERAL
- FUR = FURNITURE (NIC)

CODE	DESCRIPTION
AR1	MED - IMAGING-C-ARM EQUIPMENT
AR3	MED - IMAGING-MINI C-ARM
AS1	MED - CAST VACUUM + CUTTER
AS4.2	MED - SUCTION-PORTABLE W. STAND
AT1	MED - CART-ANESTHESIA MACHINE
AU12	MED - STERILIZER-FULL HEIGHT-RIGHT HAND (AMSCO 400 MEDIUM)
AU22.1	MED - WASHER PASS THRU-FULL HEIGHT (C.P. - STEAM)
AU23.2	MED - ULTRASONIC CLEANER-FREESTANDING (15 GAL.)
AU24.1	MED - SINK-PROCESSING-FREESTANDING-2 BAYS
B03	MED - BOOM-EQUIPMENT TOWER W. SUPPLY COLUMN
B04	MED - BOARD-PATIENT SLIDER-STANDARD
B05	MED - BOOM-ANESTHESIA W. ARTICULATED ARM
B08	MED - TANDEM BOOM W. 2 ARMS - MONITOR + SURGICAL LIGHT
CA10	GEN - CART-STORAGE-FULL HEIGHT 24 X 48
CA10.2	GEN - CART-STORAGE-FULL HEIGHT 24 X 48
CA11	GEN - CART-STORAGE-FULL HEIGHT 24 X 60
CA14	GEN - CART-STORAGE-FULL HEIGHT 18 X 48
CA19.1	MED - CART-DECONTAMINATION - WASH
CA19.2	GEN - CART - SMALL
CA20.1	MED - CART-ANESTHESIA
CA21.2	GEN - HIGH DENSITY STORAGE (WIRE SHELVING) - TOP SLIDING TRACK
CA23.1	GEN - CART-UTILITY-SOLID SHELVES (S.S.) 24X36
CA23.3	GEN - TABLE-WORK-SS W. CASTERS + UNDERSHELF (24X60)
CS10.2	GEN - CABINET-FLOOR STANDING-STAINLESS-STEEL-DOUBLE DOOR
CH5.1	FUR - RECLINER-PATIENT
CH14	FUR - CHAIR-FOLDING W. WALL HOLDER
CK1	GEN - CLOCK-ANALOG (WALL)
CK3	GEN - CLOCK-DIGITAL (WALL)
CO2.1	OFF - COMPUTER-DESKTOP-KEYBOARD-SINGLE MONITOR
CO2.2	OFF - COMPUTER-DESKTOP-KEYBOARD-DUAL MONITOR
CO4	OFF - COMPUTER-WORKSTATION-WALL MOUNTED
DB1	MED - DIAGNOSTIC BOARD-WALL MOUNTED
D11	GEN - DISPENSER-PAPER TOWEL (C-FOLD PAPER)
D3	GEN - DISPENSER-SOAP
D4	GEN - HAND SANITIZER DISPENSER
D7	MED - DISPENSER-GLOVE-TRIPLE
D126	MED - DISPENSER-EMESIS BAGS-WALL MOUNTED
D127	GEN - ANTISEPTIC WIPES DISPENSER
DM1	COM - SODA DISPENSER-COUNTER (4 DISPENSER VALVES)
DS5	MED - DISPENSING SYSTEM-MEDICATION-ONE CELL CABINET-FLOOR
ES1	MED - GENERATOR - BIPORAL ELECTROSURGICAL GENERATOR (BOVIE) w. CART
ES6	MED - LASER - SURGICAL - w. CART
FEC	Semi-Recessed
FS11.1	COM - FOOD-COFFEE BREWER-SINGLE
FS13	COM - FOOD SERVICE-DISPENSER-CUPS
GU7	MED - GURNEY-STRETCHER (STANDARD)
IM1	COM - ICE MACHINE-COUNTER
MW1	COM - MICROWAVE-COUNTER
O	MED - MED GAS-WALL-OXYGEN
P81	MED - BED-PATIENT-TRANSPORT
P85	MED - BASSINET-INFANT
PR2	OFF - PRINTER-DESKTOP
PR4	OFF - PRINTER-LABEL
PT7	MED - STERILIZATION-RACK RETURN
PU2.2	MED - STAND - HIGH FLOW POLE (ICU) - WITH CARE FUSION AND MED FUSION PUMPS
RA11	GEN - RACK-MED GASES (12 E-TANKS)
RE5.1	COM - REFRIGERATOR-TOP FREEZER (18 C.F.)
RE18	COM - REFRIGERATOR-UNDERCOUNTER-MED GRADE
SC11	MED - SCALE-WHEELCHAIR + STAND ON-PORTABLE
SL1	MED - STOOL-PHYSICIAN
SL3	MED - STOOL W. BACK & FOOT RING
SL8.2	MED - STOOL-STEP W. HANDLE
SM1	MED - BARCODE SCANNER
SS1	MED - TOURNEQUET PUMP- POLE MOUNTED
SS5	MED - TRACTION-SURGICAL-SHOULDER TENSION POSITIONER
ST1	MED - STAND-IV POLE
ST2	MED - STAND-MAYO
ST8	MED - STAND BASIN-SINGLE
ST12	MED - SUCTION- SUCTION TREE SURGICAL
TA12	MED - TABLE-OPERATING
TA14	MED - TABLE-OVERBED-PATIENT
TA36	MED - TABLE-OPERATING-FRACTURE TABLE
TA37	MED - TABLE-OPERATING-SPINE TABLE
TA38	TABLE-OPERATING- SHOULDEREYE
TE1	GEN - TELEPHONE-WALL
TE2	GEN - TELEPHONE-DESK
TV1.3	GEN - 32" TV-WALL MOUNTED-MEDICAL GRADE
TV1.1	GEN - 55" TV-WALL MOUNTED (LANDSCAPE)
WA2	MED - WARMER-BLANKET-FULL HEIGHT-GLASS DOOR
WA5	MED - WARMER-IV/BLOOD-COUNTER
WA19	MED - PATIENT WARMER - BAIR PAW (FOR BAIR PAW GOWN)
WH1	MED - WASTE-BIO HAZARD
WH2	MED - HAMPER-LINEN (W. CLOSE LID)
WH4	MED - SHARP CONTAINER-WALL
WH9	MED - KICK BUCKET
WH10	MED - WASTE-SHARP CONTAINER TROLLEY-6 GAL
WH10.1	MED - WASTE-SHARP CONTAINER-FLOOR (6 GAL)
WH11	GEN - WASTE CAN (7 GAL.)
WH13	GEN - WASTE CAN (23 GAL.)
WH17.2	GEN - WASTE CAN W. DOLLY (44 GAL.)
WH29	GEN - LINEN TRUCK-BULK
WH30	GEN - CART - DIRTY LINEN TRUCK 28X48X67inch
WH31.2	GEN - HOUSEKEEPING CART
WM1	MED - WASTE MANAGEMENT SYSTEM-LIQUID-ROVER
WM2	MED - WASTE MANAGEMENT SYSTEM-DOCKING STATION
WM2.1	MED - WASTE MANAGEMENT SYSTEM-LIQUID-DOCKING
WS9	MED - IMAGING-C-ARM WORKSTATION
WS16.1	MED - WORKSTATION-C.P. PREP & PACK TABLE-ADJUSTABLE
WT13	GEN - TABLE-WORK-SS W. CASTERS + UNDERSHELF (24X48)

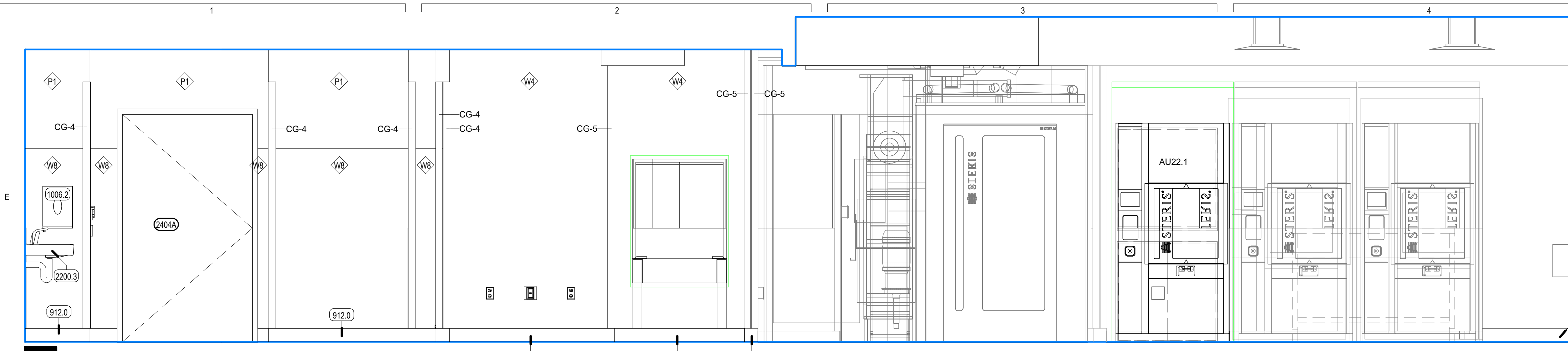


REV	DATE	DESCRIPTION

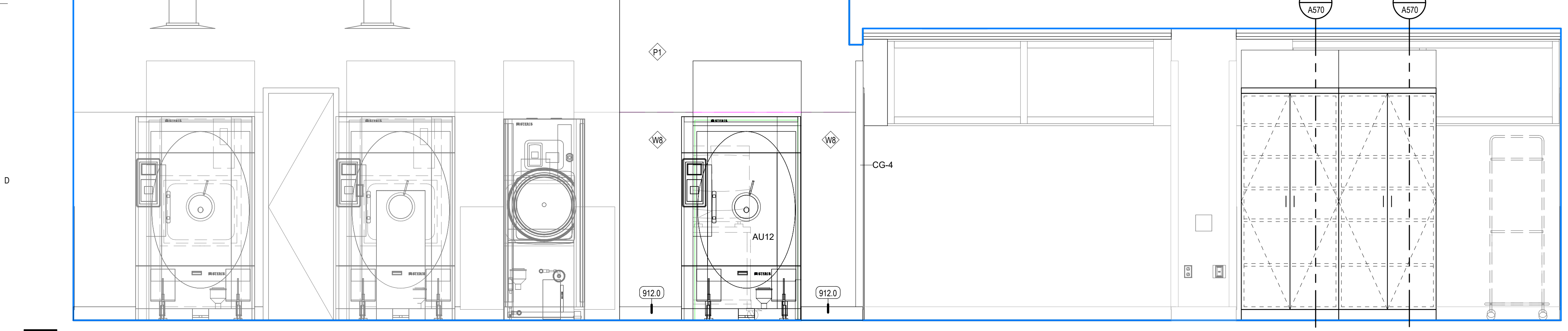
VCBO NUMBER: 20200
CLIENT NUMBER:
DATE: 2020.10.30

MCKAY-DEE AMBULATORY SURGERY CENTER EXPANSION
 INTERMOUNTAIN HEALTHCARE
 3895 MEDICAL DRIVE, OGDEN, UTAH 84403
 CONSTRUCTION DOCUMENTS

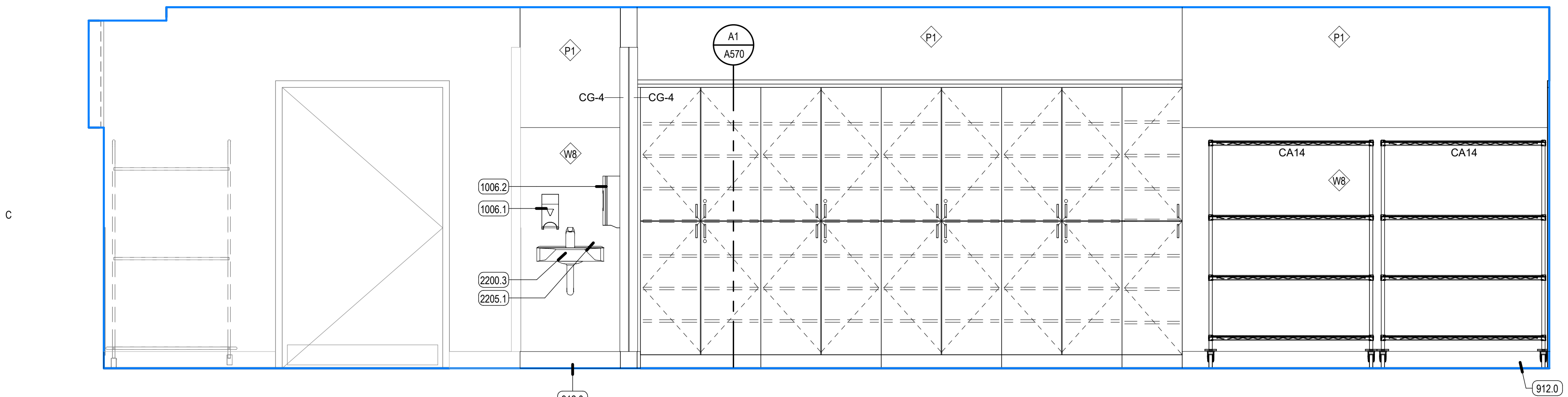
ENLARGED PLANS + ELEVATIONS - CENTRAL PROCESSING
A408



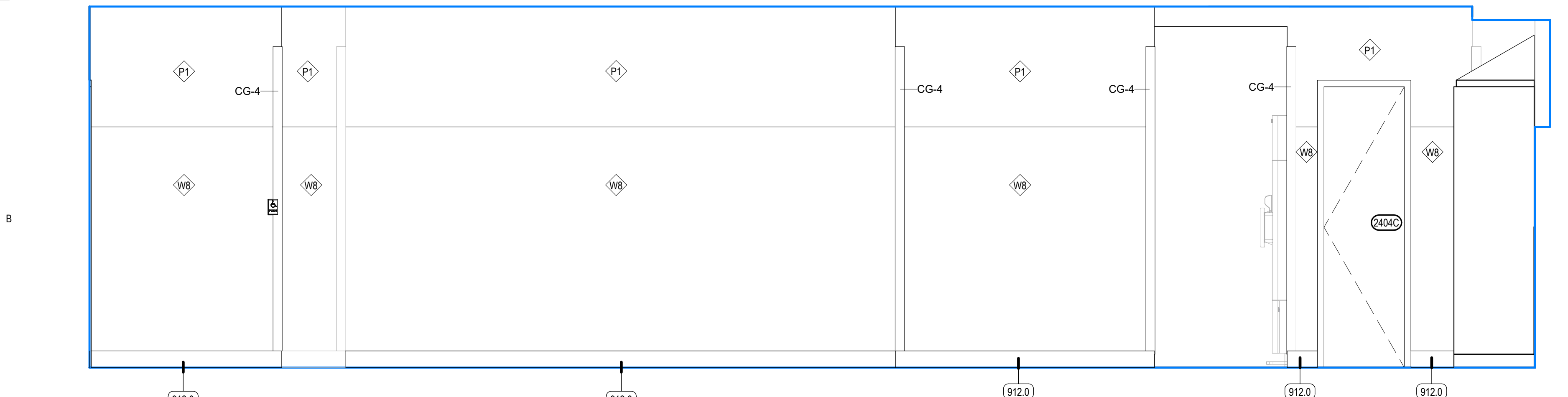
E1 CENTRAL PROCESSING - SOUTH
SCALE: 1/2" = 1'-0"



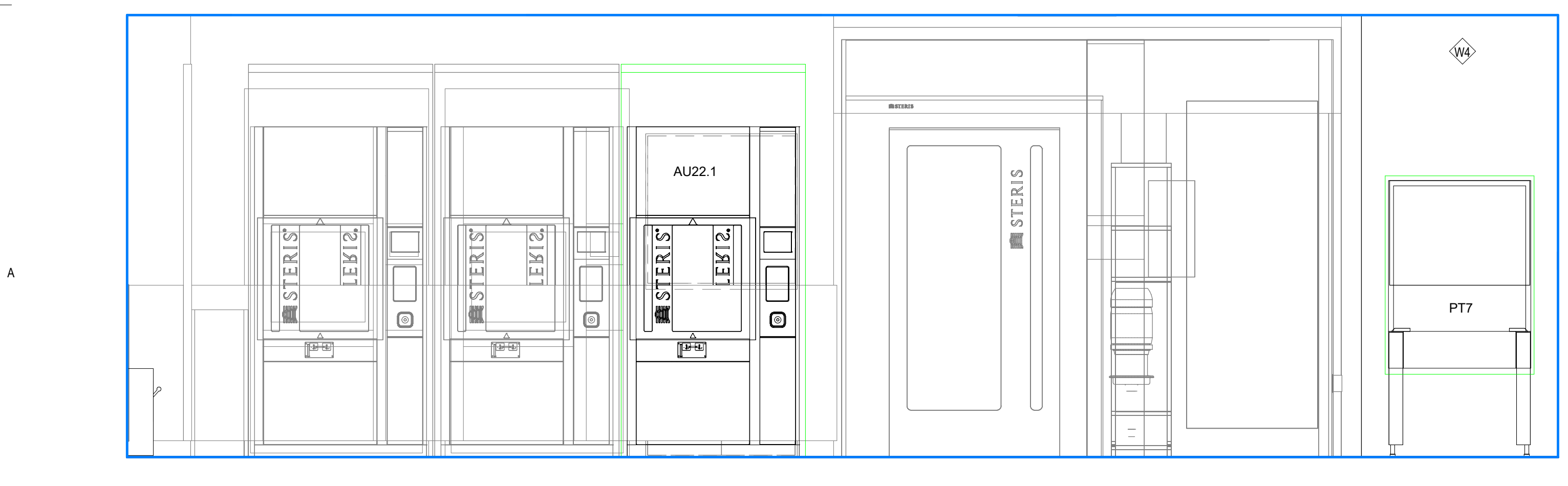
D1 CENTRAL PROCESSING - NORTH
SCALE: 1/2" = 1'-0"



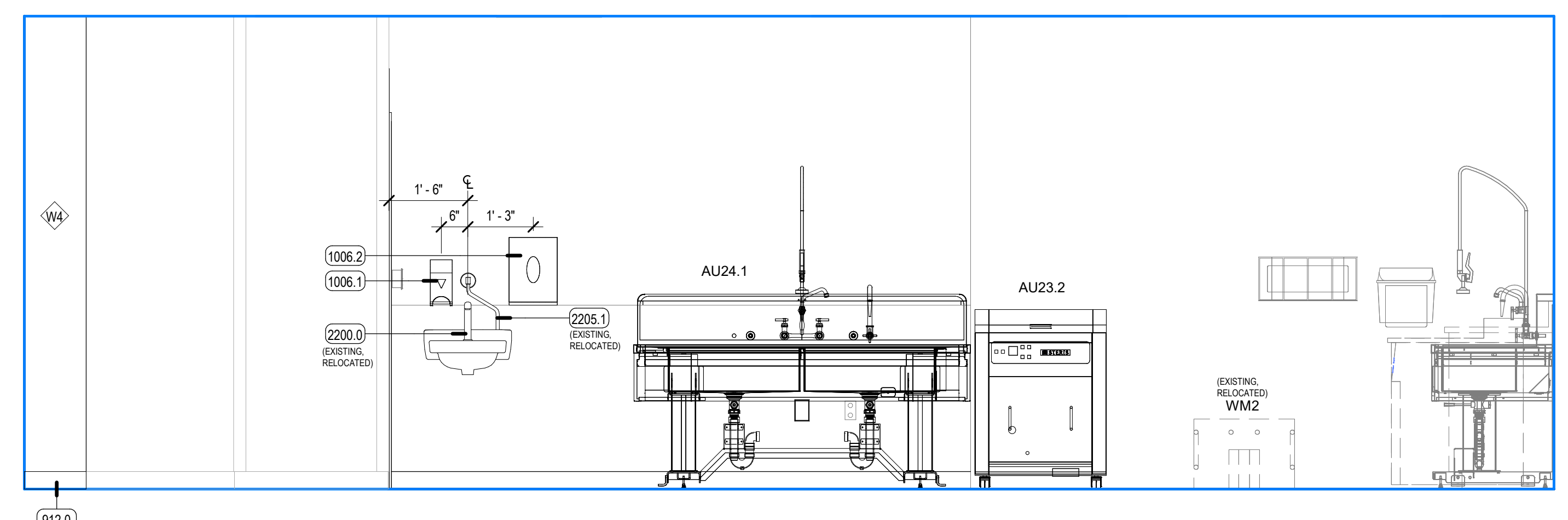
C1 CENTRAL PROCESSING - EAST
SCALE: 1/2" = 1'-0"



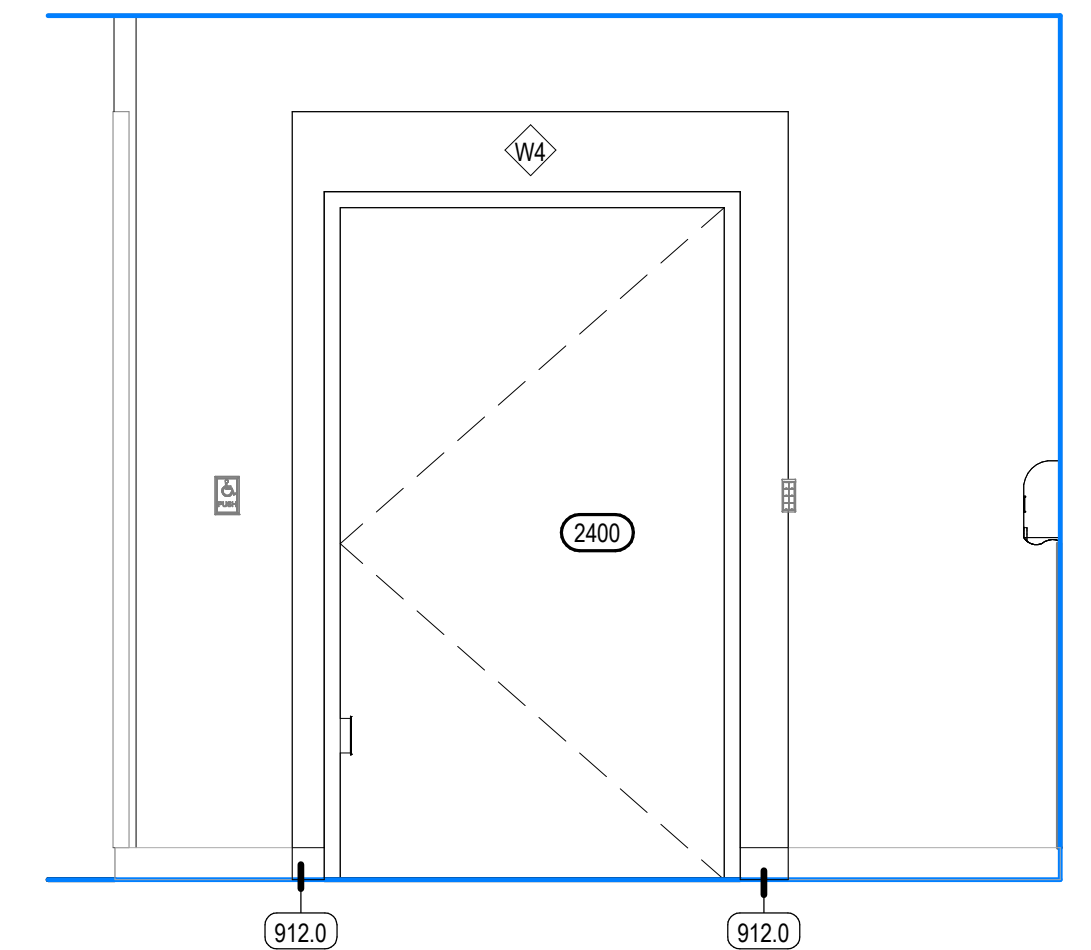
B1 CENTRAL PROCESSING - WEST
SCALE: 1/2" = 1'-0"



A1 DECONTAMINATION - NORTH
SCALE: 1/2" = 1'-0"



A3 DECONTAMINATION - SOUTH
SCALE: 1/2" = 1'-0"



B5 DECONTAMINATION - EAST
SCALE: 1/2" = 1'-0"

KEYED NOTES

- 912.0 SCHEDULED BASE
- 1006.2 DISPENSER, SOAP, NIC
- 1006.2 DISPENSER, PAPER TOWELS
- 2200.0 SINK + FAUCET
- 2200.3 SINK + FAUCET, COMMERCIAL
- 2205.1 EMERGENCY EYE WASH, DECK MOUNT (HANDHELD SPRAY-ON)

EQUIPMENT LEGEND

EQUIPMENT CATEGORIES - ABBREVIATIONS:

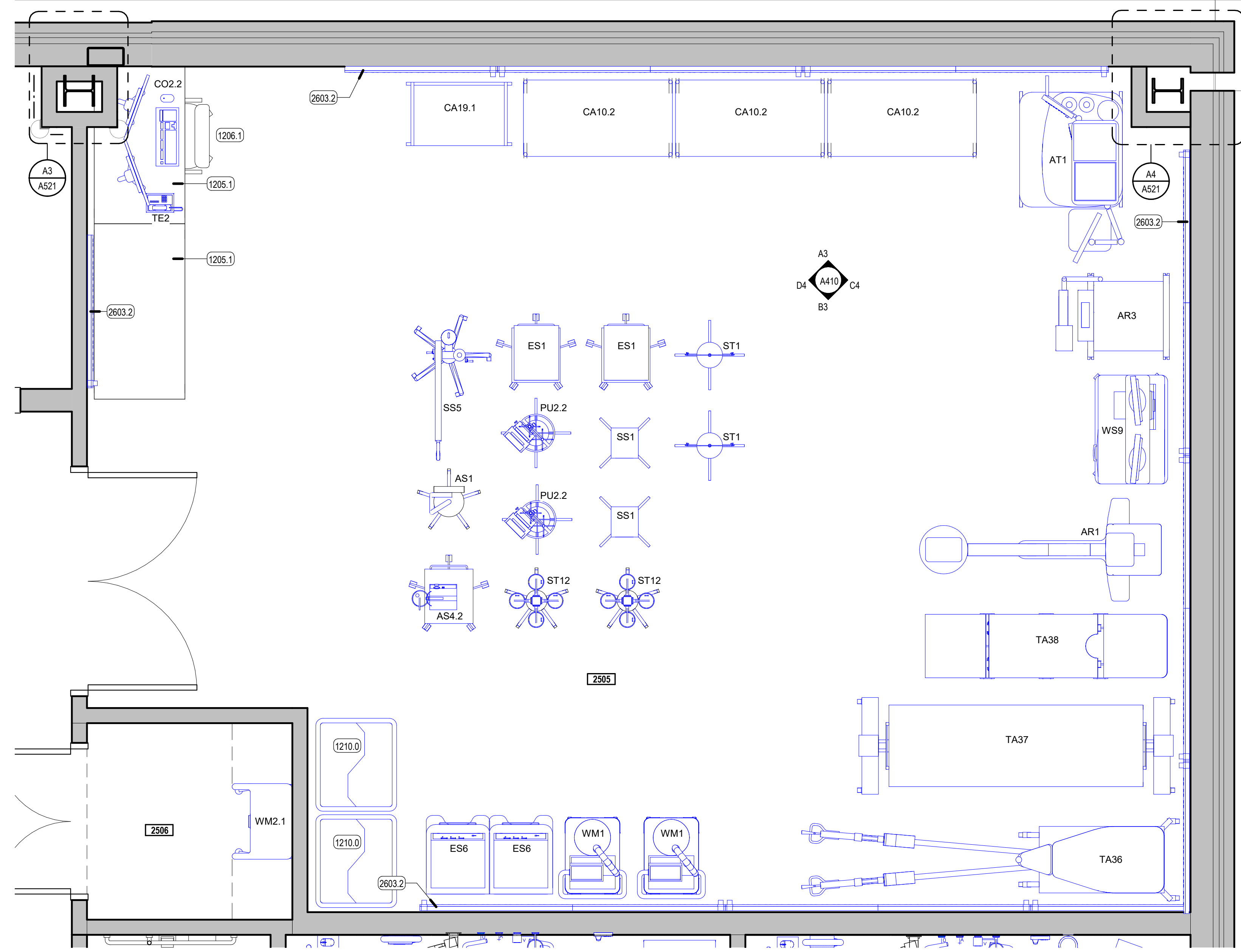
- MED = MEDICAL COM = COMMERCIAL OFF = OFFICE
- GYM = GYMNASIUM GEN = GENERAL FUR = FURNITURE (NIC)

CODE	DESCRIPTION
AR1	MED - IMAGING-C-ARM EQUIPMENT
AR3	MED - IMAGING-MINI C-ARM
AS1	MED - CAST VACUUM + CUTTER
AS4.2	MED - SUCTION-PORTABLE W. STAND
AT1	MED - CART-ANESTHESIA MACHINE
AU12	MED - STERILIZER-FULL HEIGHT-RIGHT HAND (AMISCO 400 MEDIUM)
AU22.1	MED - WASHER PASS THRU-FULL HEIGHT (C.P. - STEAM)
AU23.2	MED - ULTRASONIC CLEANER-FREE-STANDING (15 GAL.)
AU24.1	MED - SINK-PROCESSING-FREE-STANDING-2 BAYS
BO3	MED - BOOM-EQUIPMENT TOWER W. SUPPLY COLUMN
BO4	MED - BOARD-PATIENT SLIDER-STANDARD
BO5	MED - BOOM-ANESTHESIA W. ARTICULATED ARM
BO8	MED - TANDEM BOOM W. 2 ARMS - MONITOR + SURGICAL LIGHT
CA10	GEN - CART-STORAGE-FULL HEIGHT 24 X 48
CA10.2	GEN - CART-STORAGE-FULL HEIGHT 24 X 48
CA11	GEN - CART-STORAGE-FULL HEIGHT 24 X 60
CA14	GEN - CART-STORAGE-FULL HEIGHT 18 X 48
CA19.1	MED - CART - DECONTAMINATION - WASH
CA19.2	GEN - CART - SMALL
CA20.1	MED - CART-ANESTHESIA
CA21.2	GEN - HIGH DENSITY STORAGE (WIRE SHELVING) - TOP SLIDING TRACK
CA23.1	GEN - CART-UTILITY-SOLID SHELVES (S.S.) 24X36
CA23.3	GEN - TABLE-WORK-SS W. CASTERS + UNDER-SHELF (24X60)
CB10.2	GEN - CABINET-FLOOR STANDING-STAINLESS-STEEL-DOUBLE DOOR
CH.1	FUR - RECLINER-PATIENT
CH14	FUR - CHAIR-FOLDING W. WALL HOLDER
CK1	GEN - CLOCK-ANALOG (WALL)
CK3	GEN - CLOCK-DIGITAL (WALL)
CO2.1	OFF - COMPUTER-DESKTOP-KEYBOARD-SINGLE MONITOR
CO2.2	OFF - COMPUTER-DESKTOP-KEYBOARD-DUAL MONITOR
CO4	OFF - COMPUTER-WORKSTATION-WALL MOUNTED
DB1	MED - DIAGNOSTIC BOARD-WALL MOUNTED
D11	GEN - DISPENSER-PAPER TOWEL (C-FOLD PAPER)
D3	GEN - DISPENSER-SOAP
D4	GEN - HAND SANITIZER DISPENSER
D7	MED - DISPENSER-GLOVE-TRIPLE
D126	MED - DISPENSER-EMESIS BAGS-WALL MOUNTED
D127	GEN - ANTISEPTIC WIPES DISPENSER
DM1	COM - SODA DISPENSER-COUNTER (4 DISPENSER VESSELS)
DS5	MED - DISPENSING SYSTEM-MEDICATION-ONE CELL CABINET-FLOOR
ES1	MED - GENERATOR - BIPOLAR ELECTROSURGICAL GENERATOR (BOVIE) w. CART
ES6	MED - LASER- SURGICAL- w. CART
FEC	Semi-Recessed
FS11.1	COM - FOOD-COFFEE BREWER-SINGLE
FS13	COM - FOOD SERVICE-DISPENSER-CUPS
GU7	MED - GURNEY-STRETCHER (STANDARD)
IM1	COM - ICE MACHINE-COUNTER
MW1	COM - MICROWAVE-COUNTER
O	MED - MED GAS-WALL-OXYGEN
PB1	MED - BED-PATIENT-TRANSPORT
PB5	MED - BASSINET-INFANT
PR2	OFF - PRINTER-DESKTOP
PR4	OFF - PRINTER-LABEL
PT7	MED - STERILIZATION-RACK RETURN
PU2.2	MED - STAND - HIGH FLOW POLE (ICU) - WITH CARE FUSION AND MED FUSION PUMPS
RA11	GEN - RACK-MED GASES (12 E-TANKS)
RE.1	COM - REFRIGERATOR-TOP FREEZER (18 C.F.)
RE18	MED - REFRIGERATOR-UNDERCOUNTER-MED GRADE
SC11	MED - SCALE-WHEEL CHAIR + STAND ON-PORTABLE
SL1	MED - STOOL-PHYSICIAN
SL3	MED - STOOL W. BACK & FOOT RING
SL8.2	MED - STOOL-STEP W. HANDLE
SN1	MED - BARCODE SCANNER
SS1	MED - TOURNEQUET PUMP-POLE MOUNTED
SS5	MED - TRACTION-SURGICAL-SHOULDER TENSION POSITIONER
ST1	MED - STAND-IV POLE
ST2	MED - STAND-MAYO
ST8	MED - STAND BASIN-SINGLE
ST12	MED - SUCTION- SUCTION TREE SURGICAL
TA12	MED - TABLE-OPERATING
TA14	MED - TABLE-OVERBED-PATIENT
TA36	MED - TABLE-OPERATING-FRACTURE TABLE
TA37	MED - TABLE-OPERATING-SPINE TABLE
TA38	TABLE- OPERATING- SHOULDER/EYE
TE1	GEN - TELEPHONE-WALL
TE2	GEN - TELEPHONE-DESK
TV.3	GEN - 32" TV-WALL MOUNTED-MEDICAL GRADE
TV.4	GEN - 55" TV-WALL MOUNTED (LANDSCAPE)
WA2	MED - WARMER-BLANKET-FULL HEIGHT-GLASS DOOR
WA5	MED - WARMER-IV/BLOOD-COUNTER
WA19	MED - PATIENT WARMER - BAIR PAW (FOR BAIR PAW GOWN)
WH1	MED - WASTE-BIO HAZARD
WH2	MED - HAMPER-LINEN (W. CLOSE LID)
WH4	MED - SHARP CONTAINER-WALL
WH9	MED - KICK BUCKET
WH10	MED - WASTE-SHARP CONTAINER TROLLEY-8 GAL
WH10.1	MED - WASTE-SHARP CONTAINER-FLOOR (8 GAL)
WH11	GEN - WASTE CAN (7 GAL.)
WH13	GEN - WASTE CAN (23 GAL.)
WH17.2	GEN - WASTE CAN W. DOLLY (44 GAL.)
WH29	GEN - LINEN TRUCK-BULK
WH30	GEN - CART - DIRTY LINEN TRUCK 28X48X67inch
WH31.2	GEN - HOUSEKEEPING CART
WM1	MED - WASTE MANAGEMENT SYSTEM-LIQUID-ROVER
WM2	MED - WASTE MANAGEMENT SYSTEM-DOCKING STATION
WM2.1	MED - WASTE MANAGEMENT SYSTEM-LIQUID-DOCKING
WS9	MED - IMAGING-C-ARM WORKSTATION
WS16.1	MED - WORKSTATION-C.P. PREP & PACK TABLE-ADJUSTABLE
WT13	GEN - TABLE-WORK-SS W. CASTERS + UNDER-SHELF (24X48)

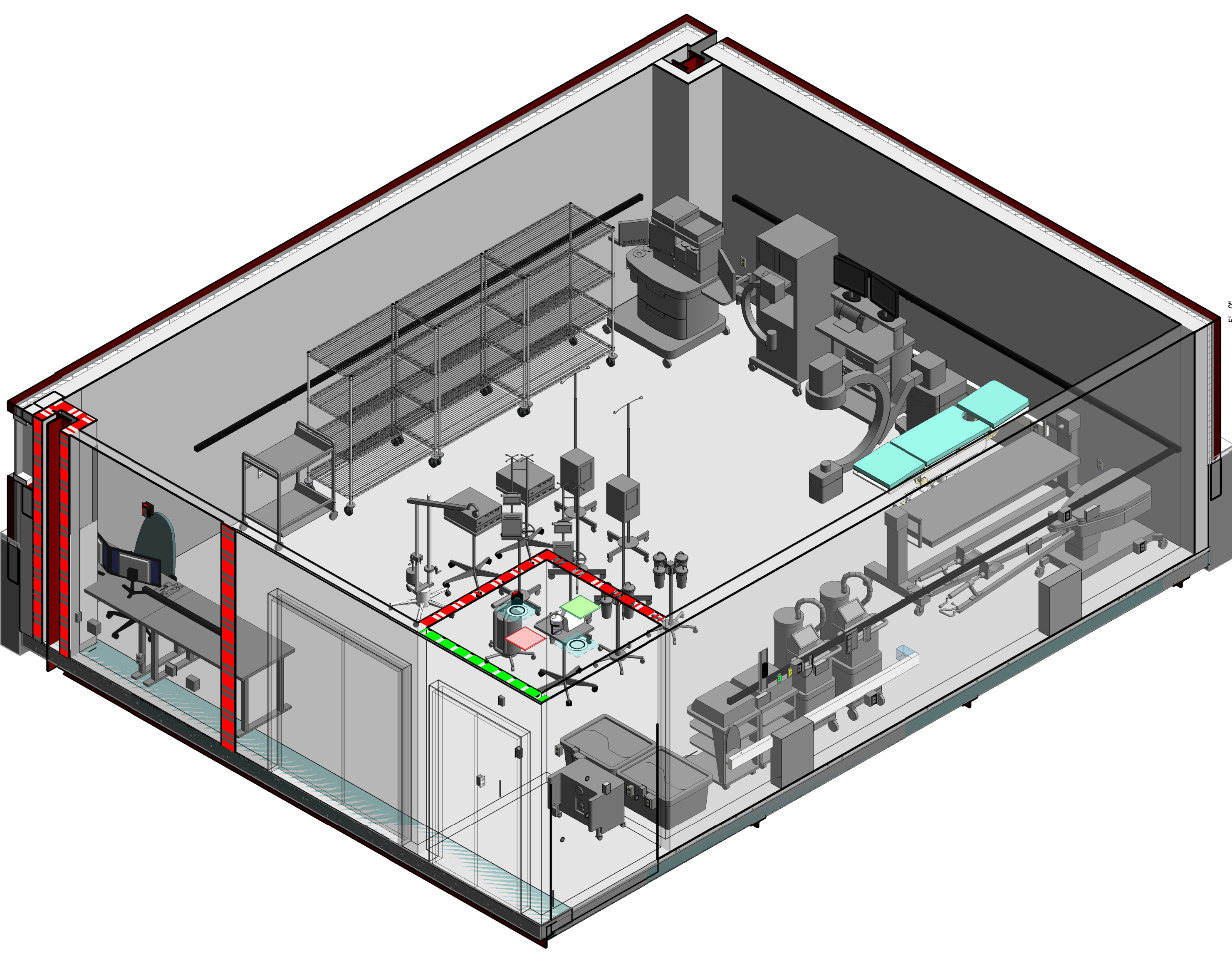


REV	DATE	DESCRIPTION

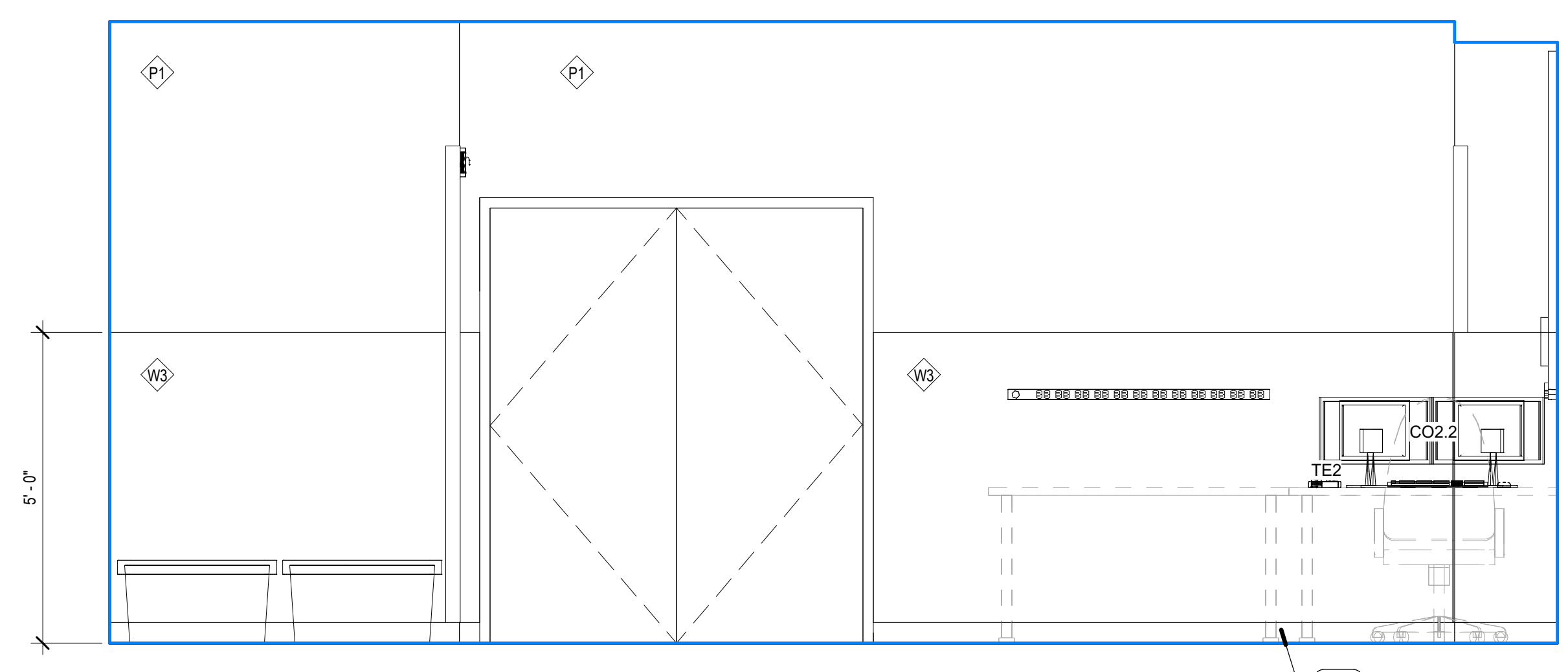
VCBO NUMBER: 20230
CLIENT NUMBER:
DATE: 2020.10.30



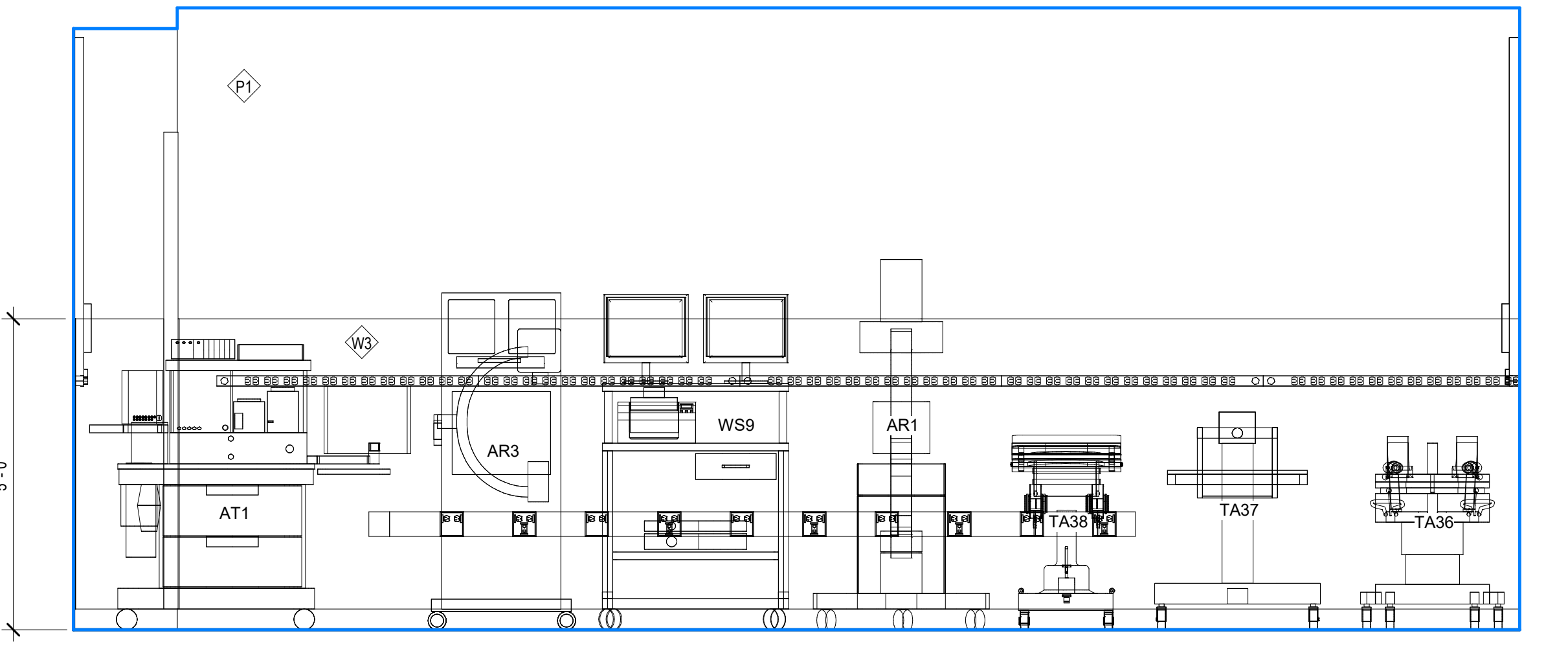
C1 EQUIPMENT STORAGE - ENLARGED
SCALE: 1/2" = 1'-0"



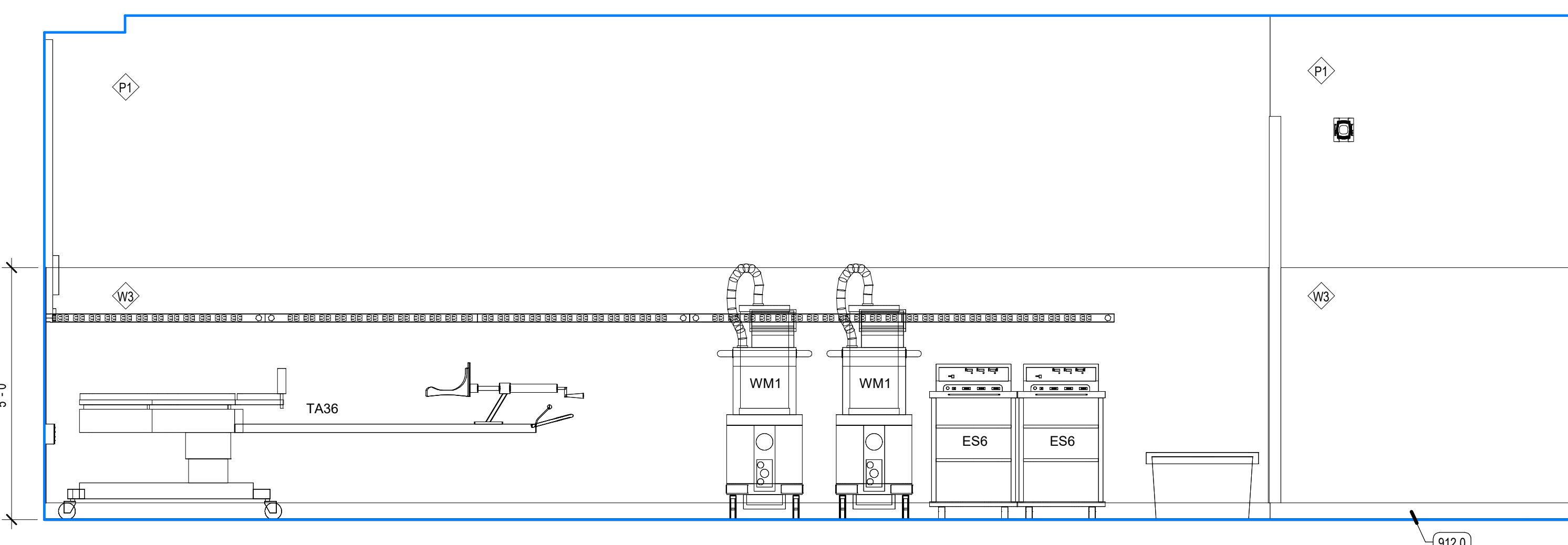
A1 EQUIPMENT STORAGE - 3D VIEW
SCALE:



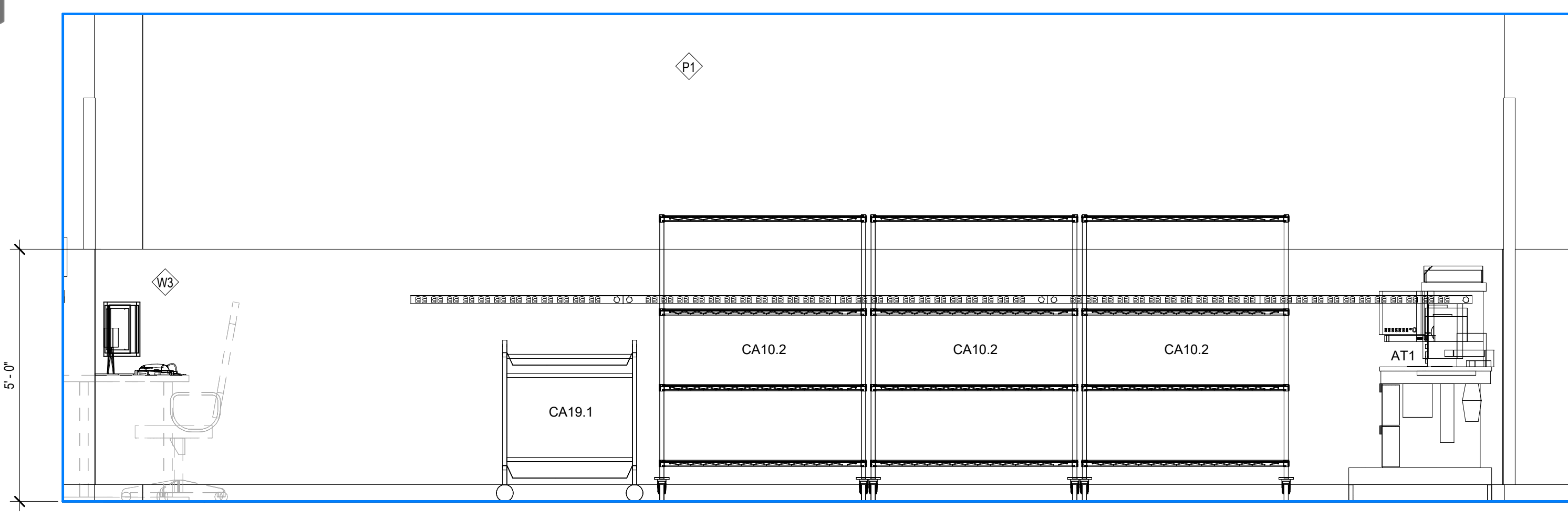
D4 INTERIOR ELEVATION - EQUIPMENT STORAGE - WEST
SCALE: 1/2" = 1'-0"



C4 INTERIOR ELEVATION - EQUIPMENT STORAGE - EAST
SCALE: 1/2" = 1'-0"



B3 INTERIOR ELEVATION - EQUIPMENT STORAGE - SOUTH
SCALE: 1/2" = 1'-0"



A3 INTERIOR ELEVATION - EQUIPMENT STORAGE - NORTH
SCALE: 1/2" = 1'-0"

KEYED NOTES

- 912.0 SCHEDULED BASE
- 1205.1 WORKSTATION, ADJUSTABLE (H/L/W)
- 1206.1 CHAIR, OFFICE
- 1210.0 STORAGE CONTAINER
- 2603.2 POWER OUTLET WALL STRIP

EQUIPMENT LEGEND

EQUIPMENT CATEGORIES - ABBREVIATIONS:

- MED = MEDICAL
- COM = COMMERCIAL
- OFF = OFFICE
- GYM = GYMNASIUM
- GEN = GENERAL
- FUR = FURNITURE (NIC)

CODE	DESCRIPTION
AR1	MED - IMAGING-C-ARM EQUIPMENT
AR3	MED - IMAGING-MINI C-ARM
AS1	MED - CAST VACUUM + CUTTER
AS4.2	MED - SUCTION-PORTABLE W. STAND
AT1	MED - CART-ANESTHESIA MACHINE
AU12	MED - STERILIZER-FULL HEIGHT-RIGHT HAND (AMSCO 400 MEDIUM)
AU22.1	MED - WASHER PASS THRU-FULL HEIGHT (C.P. - STEAM)
AU23.2	MED - ULTRASONIC CLEANER-FREESTANDING (15 GAL.)
AU24.1	MED - SINK-PROCESSING-FREESTANDING-2 BAYS
B03	MED - BOOM-EQUIPMENT TOWER W. SUPPLY COLUMN
B04	MED - BOARD-PATIENT SLIDER-STANDARD
B05	MED - BOOM-ANESTHESIA W. ARTICULATED ARM
B08	MED - TANDEM BOOM W. 2 ARMS - MONITOR + SURGICAL LIGHT
CA10	GEN - CART-STORAGE-FULL HEIGHT 24 X 48
CA10.2	GEN - CART-STORAGE-FULL HEIGHT 18 X 48
CA11	GEN - CART-STORAGE-FULL HEIGHT 24 X 60
CA14	GEN - CART-STORAGE-FULL HEIGHT 18 X 48
CA19.1	MED - CART - DECONTAMINATION - WASH
CA19.2	GEN - CART - SMALL
CA20.1	MED - CART-ANESTHESIA
CA21.2	GEN - HIGH DENSITY STORAGE (WIRE SHELVING) - TOP SLIDING TRACK
CA23.1	GEN - CART-UTILITY-SOLID SHELVES (S.S.) 24X36
CA23.3	GEN - TABLE-WORK-SS W. CASTERS + UNDERSHELF (24X60)
CB10.2	GEN - CABINET-FLOOR STANDING-STAINLESS-STEEL-DOUBLE DOOR
CH5.1	FUR - RECLINER-PATIENT
CH14	FUR - CHAIR-FOLDING W. WALL HOLDER
CK1	GEN - CLOCK-ANALOG (WALL)
CK3	GEN - CLOCK-DIGITAL (WALL)
CO2.1	OFF - COMPUTER-DESKTOP-KEYBOARD-SINGLE MONITOR
CO2.2	OFF - COMPUTER-DESKTOP-KEYBOARD-DUAL MONITOR
CO4	OFF - COMPUTER-WORKSTATION-WALL MOUNTED
DB1	MED - DIAGNOSTIC BOARD-WALL MOUNTED
D11	GEN - DISPENSER-PAPER TOWEL (C-FOLD PAPER)
D3	GEN - DISPENSER-SOAP
D4	GEN - HAND SANITIZER DISPENSER
D7	MED - DISPENSER-GLOVE-TRIPLE
D126	MED - DISPENSER-EMESIS BAGS-WALL MOUNTED
D127	GEN - ANTISEPTIC WIPES DISPENSER
DM1	COM - SODA DISPENSER-COUNTER (4 DISPENSER VALVES)
DS5	MED - DISPENSING SYSTEM-MEDICATION-ONE CELL CABINET-FLOOR
ES1	MED - GENERATOR - BIPOLAR ELECTROSURGICAL GENERATOR (BOVIE) w CART
ES6	MED - LASER - SURGICAL-w CART
FEC	Semi-Recessed
FS11.1	COM - FOOD-COFFEE BREWER-SINGLE
FS13	COM - FOOD SERVICE-DISPENSER-CUPS
GU7	MED - GURNEY-STRETCHER (STANDARD)
IM1	COM - ICE MACHINE-COUNTER
MW1	COM - MICROWAVE-COUNTER
O	MED - MED GAS-WALL-OXYGEN
P81	MED - BED-PATIENT-TRANSPORT
P85	MED - BASINET-INFANT
PR2	OFF - PRINTER-DESKTOP
PR4	OFF - PRINTER-LABEL
PT7	MED - STERILIZATION RACK RETURN
PU2.2	MED - STAND - HIGH FLOW POLE (ICU) - WITH CARE FUSION AND MED FUSION PUMPS
RA11	GEN - RACK-MED GASES (12 E-TANKS)
RES.1	COM - REFRIGERATOR-TOP FREEZER (18 C.F.)
RE18	MED - REFRIGERATOR-UNDERCOUNTER-MED GRADE
SC11	MED - SCALE-WHEELCHAIR + STAND ON-PORTABLE
SL1	MED - STOOL-PHYSICIAN
SL3	MED - STOOL W. BACK + FOOT RING
SL8.2	MED - STOOL-STEP W. HANDLE
SN1	MED - BARCODE SCANNER
SS1	MED - TOURNEQUET PUMP- POLE MOUNTED
SS5	MED - TRACTION-SURGICAL-SHOULDER TENSION POSITIONER
ST1	MED - STAND-IV POLE
ST2	MED - STAND-MAYO
ST8	MED - STAND BASIN-SINGLE
ST12	MED - SUCTION- SUCTION TREE SURGICAL
TA12	MED - TABLE-OPERATING
TA14	MED - TABLE-OVERBED-PATIENT
TA36	MED - TABLE-OPERATING-FRACTURE TABLE
TA37	MED - TABLE-OPERATING-SPINE TABLE
TA38	TABLE- OPERATING- SHOULDER/EYE
TE1	GEN - TELEPHONE-WALL
TE2	GEN - TELEPHONE-DESK
TV1.3	GEN - 32" TV-WALL MOUNTED-MEDICAL GRADE
TV1.1	GEN - 55" TV-WALL MOUNTED (LANDSCAPE)
WA2	MED - WARMER-BLANKET-FULL HEIGHT-GLASS DOOR
WA5	MED - WARMER-IV/BLOOD-COUNTER
WA19	MED - PATIENT WARMER - BAIR PAW (FOR BAIR PAW GOWN)
WH1	MED - WASTE-BIO HAZARD
WH2	MED - HAMPER-LINEN (W. CLOSE LID)
WH4	MED - SHARP CONTAINER-WALL
WH9	MED - KICK BUCKET
WH10	MED - WASTE-SHARP CONTAINER TROLLEY-6 GAL
WH10.1	MED - WASTE-SHARP CONTAINER-FLOOR (6 GAL)
WH11	GEN - WASTE CAN (7 GAL.)
WH13	GEN - WASTE CAN (23 GAL.)
WH17.2	GEN - WASTE CAN W. DOLLY (44 GAL.)
WH29	GEN - LINEN TRUCK-BULK
WH30	GEN - CART - DIRTY LINEN TRUCK 28X48X67inch
WH31.2	GEN - HOUSEKEEPING CART
WM1	MED - WASTE MANAGEMENT SYSTEM-LIQUID-ROVER
WM2	MED - WASTE MANAGEMENT SYSTEM-DOCKING STATION
WM2.1	MED - WASTE MANAGEMENT SYSTEM-LIQUID-DOCKING
WS9	MED - IMAGING-C-ARM WORKSTATION
WS16.1	MED - WORKSTATION-C.P. PREP + PACK TABLE-ADJUSTABLE
WT13	GEN - TABLE-WORK-SS W. CASTERS + UNDERSHELF (24X48)

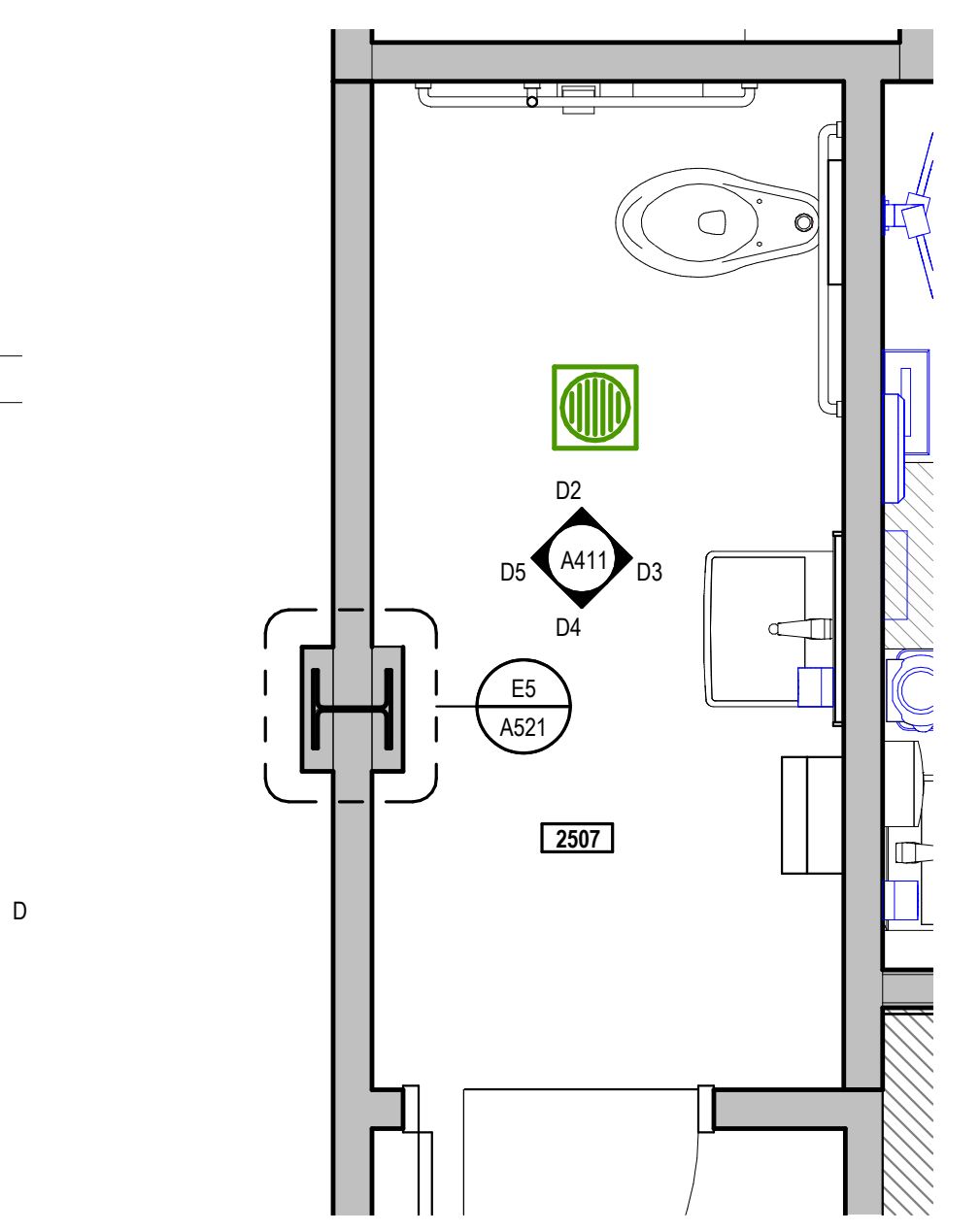


REV	DATE	DESCRIPTION

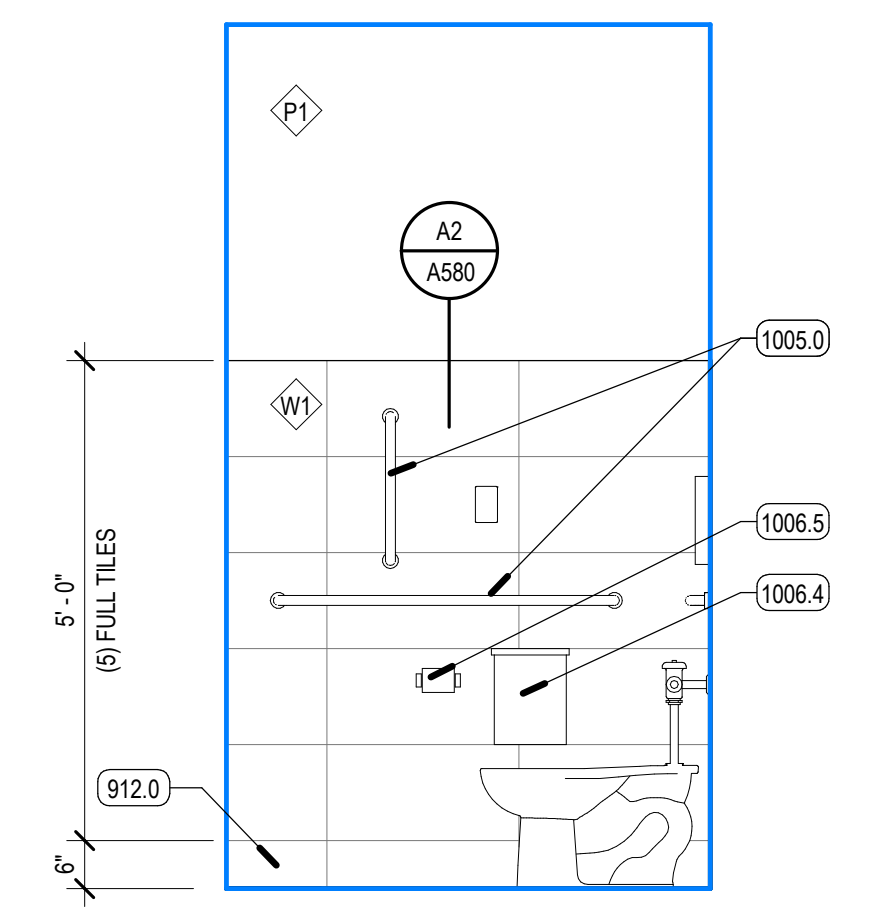
VCBO NUMBER: 20230
CLIENT NUMBER:
DATE: 2020.10.30

KEYED NOTES

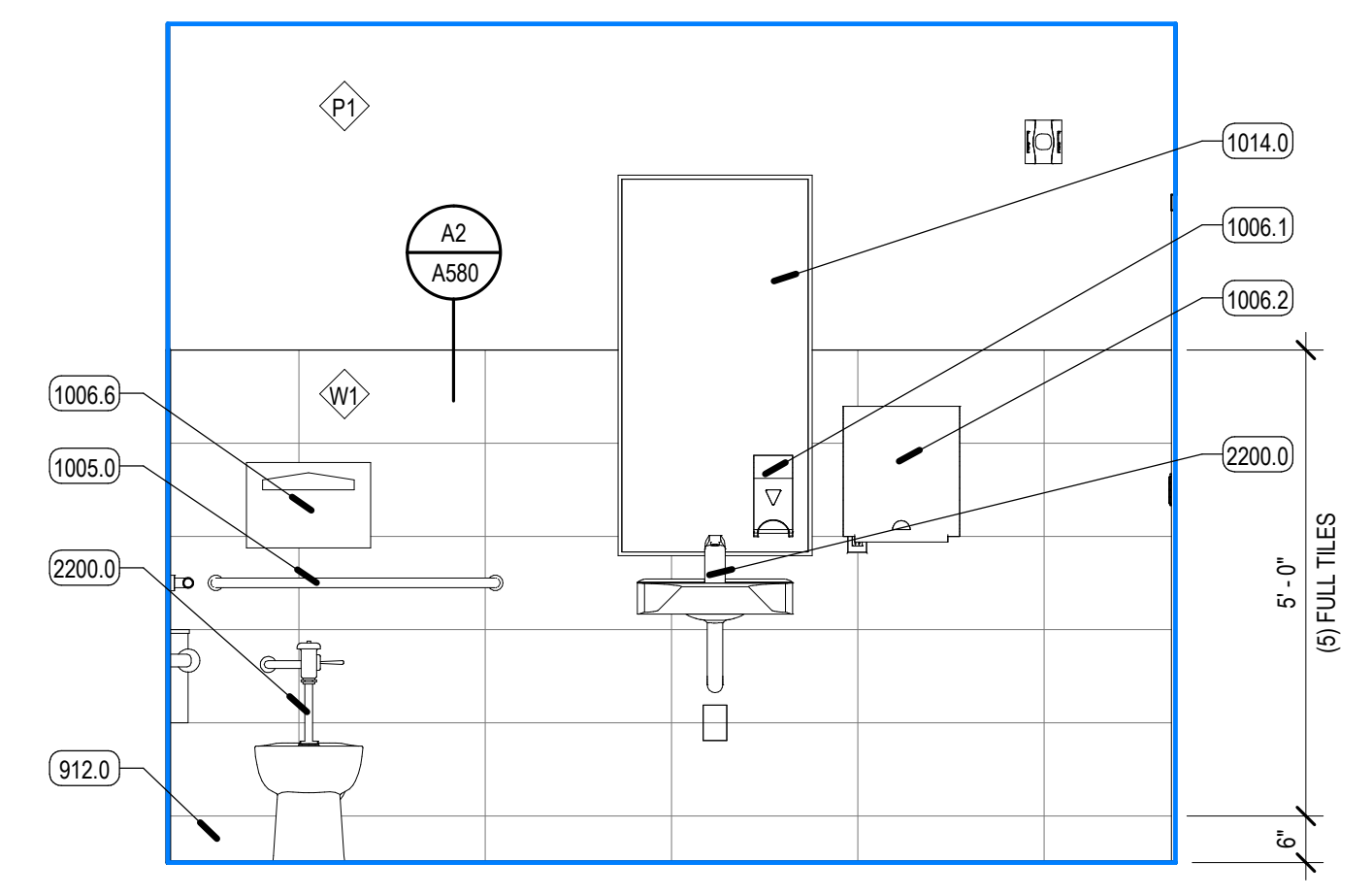
- 800.0 DOOR AND FRAME
- 912.0 SCHEDULED BASE
- 1005.0 GRAB BAR
- 1006.1 DISPENSER, SOAP, NIC
- 1006.2 DISPENSER, PAPER TOWELS
- 1006.4 DISPOSAL, SANITARY NAPKINS
- 1006.5 DISPENSER, TOILET PAPER
- 1006.6 DISPENSER, TOILET SEAT COVERS
- 1006.7 SHOWER CURTAIN, ROD AND HOOKS
- 1006.8 HANDICAP SHOWER SEAT
- 1014.0 MIRROR, 24 X 48 FRAMED
- 2200.0 SINK + FAUCET
- 2206.1 TOILET, FLOOR MOUNT
- 2211.0 SHOWER HEAD & CONTROLS



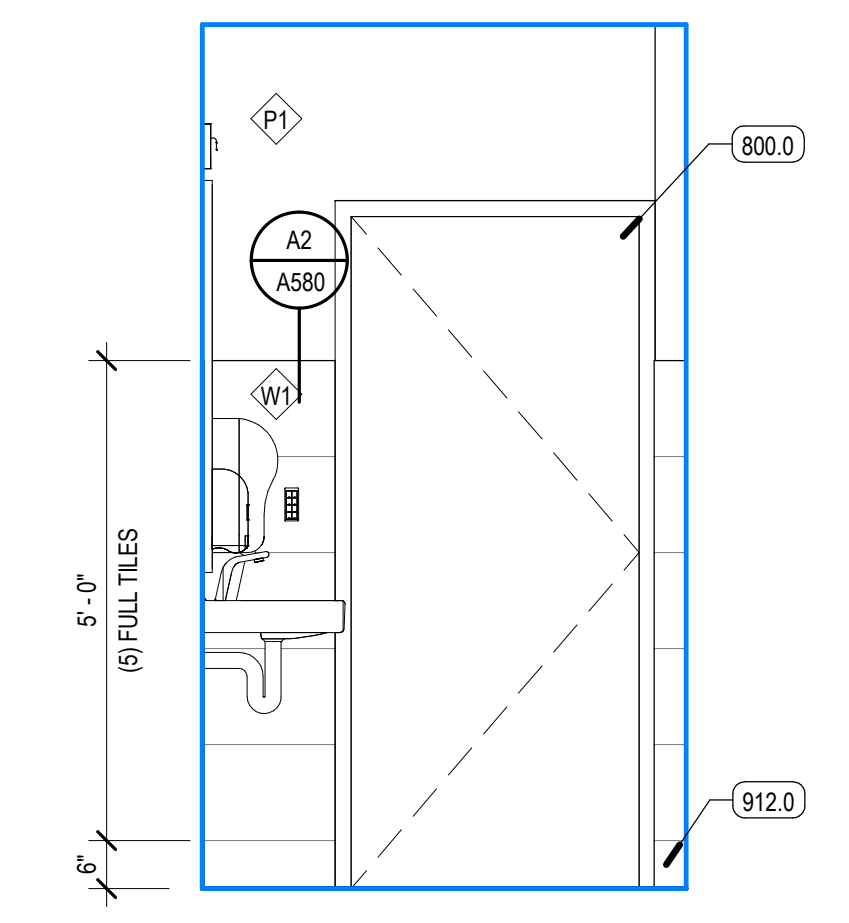
D1 ENLARGED PLAN - STAFF TOILET
SCALE: 1/2" = 1'-0"



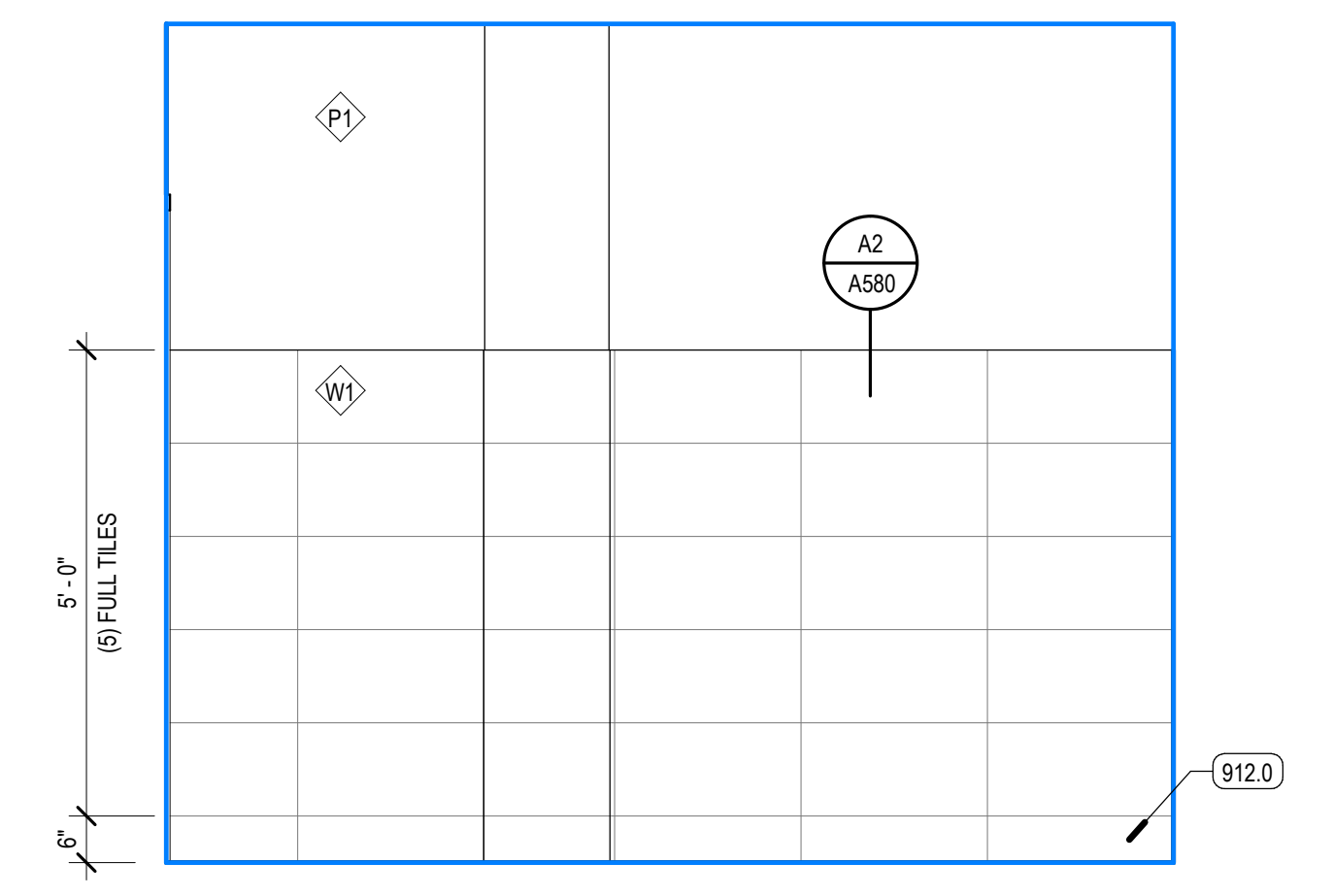
D2 INTERIOR ELEVATION - STAFF TOILET - NORTH
SCALE: 1/2" = 1'-0"



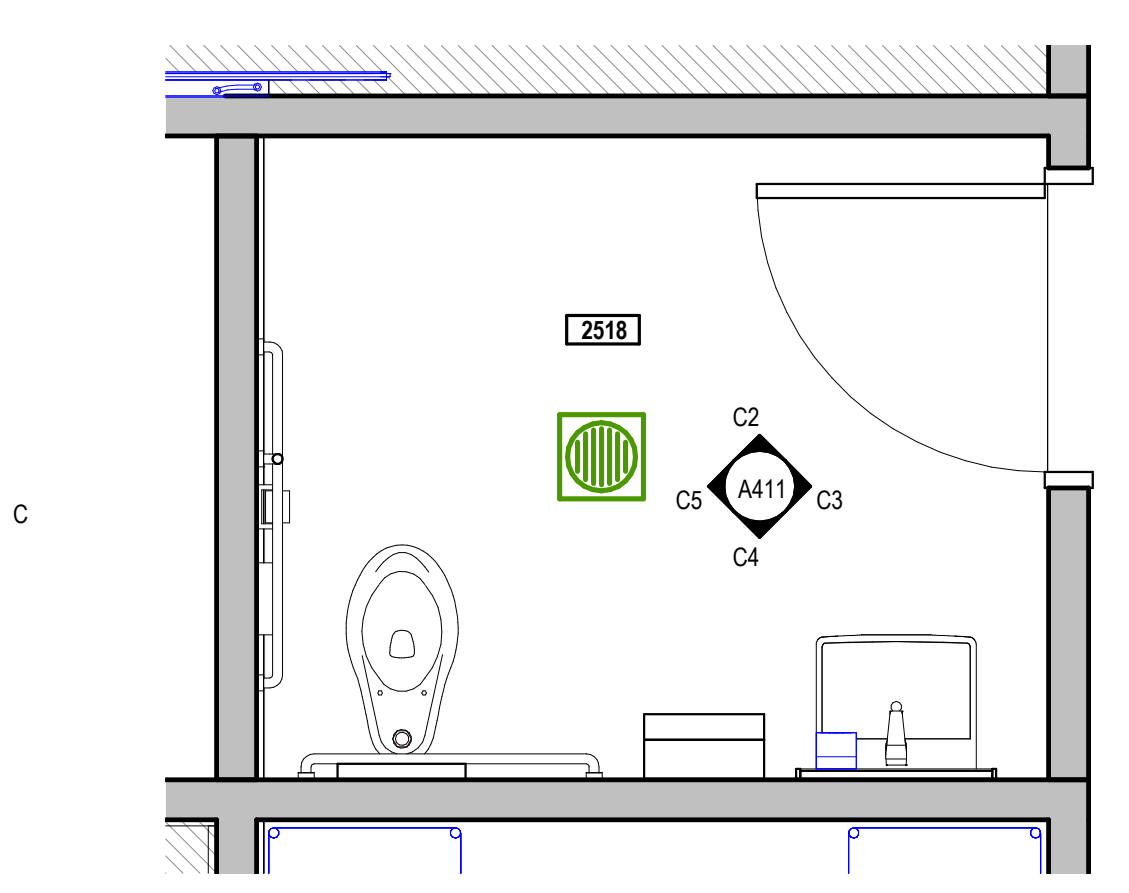
D3 INTERIOR ELEVATION - STAFF TOILET - EAST
SCALE: 1/2" = 1'-0"



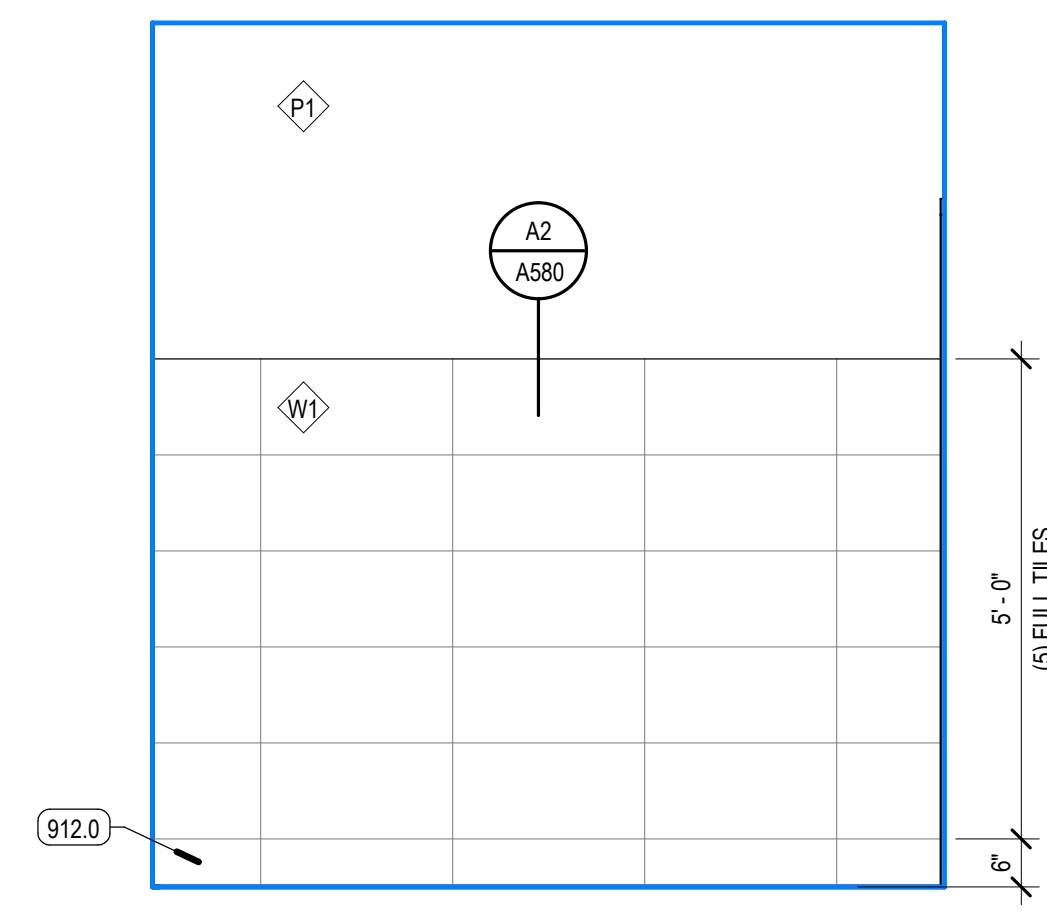
D4 INTERIOR ELEVATION - STAFF TOILET - SOUTH
SCALE: 1/2" = 1'-0"



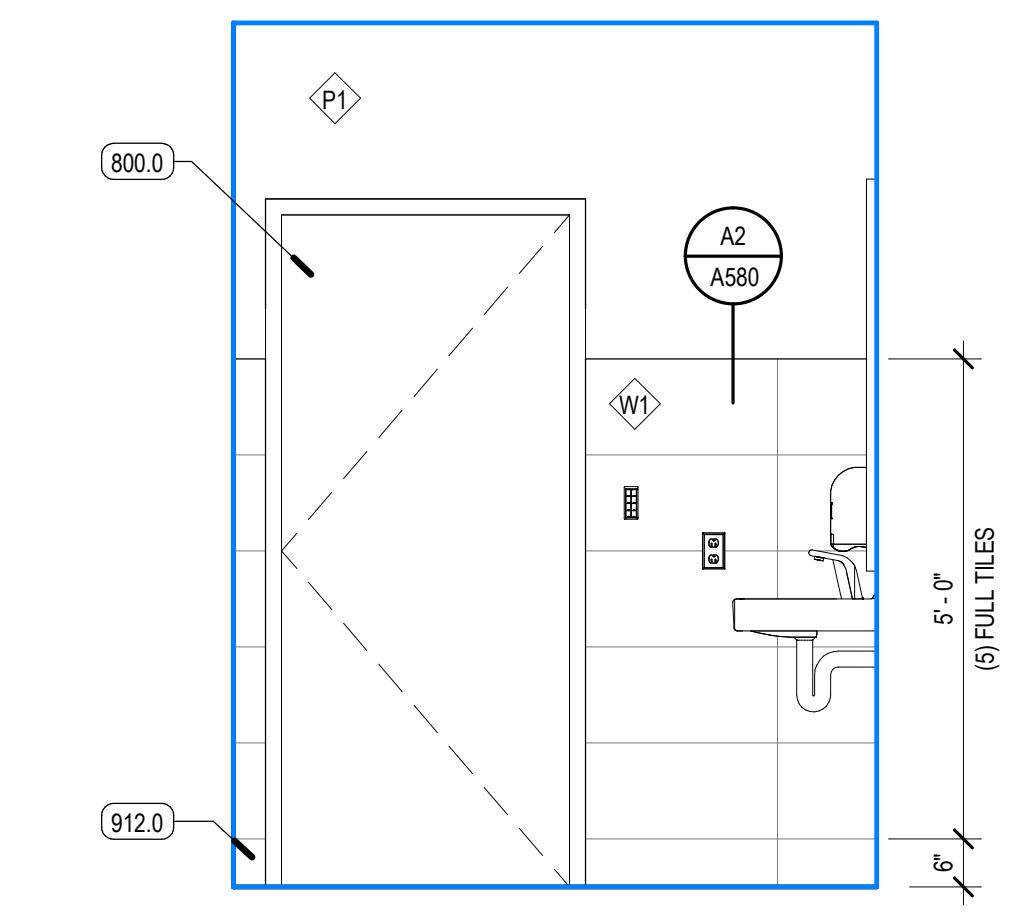
D5 INTERIOR ELEVATION - STAFF TOILET - WEST
SCALE: 1/2" = 1'-0"



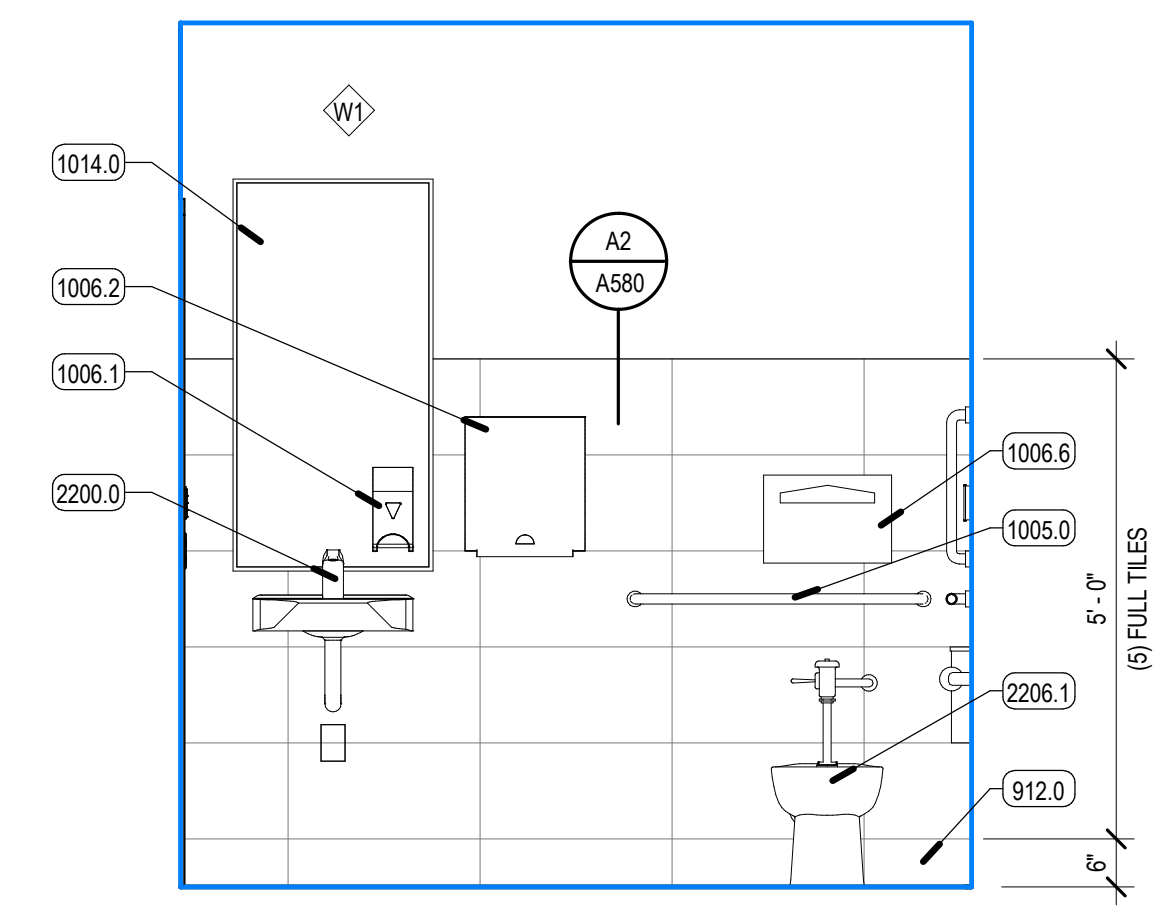
C1 PATIENT TOILET - ENLARGED PLAN
SCALE: 1/2" = 1'-0"



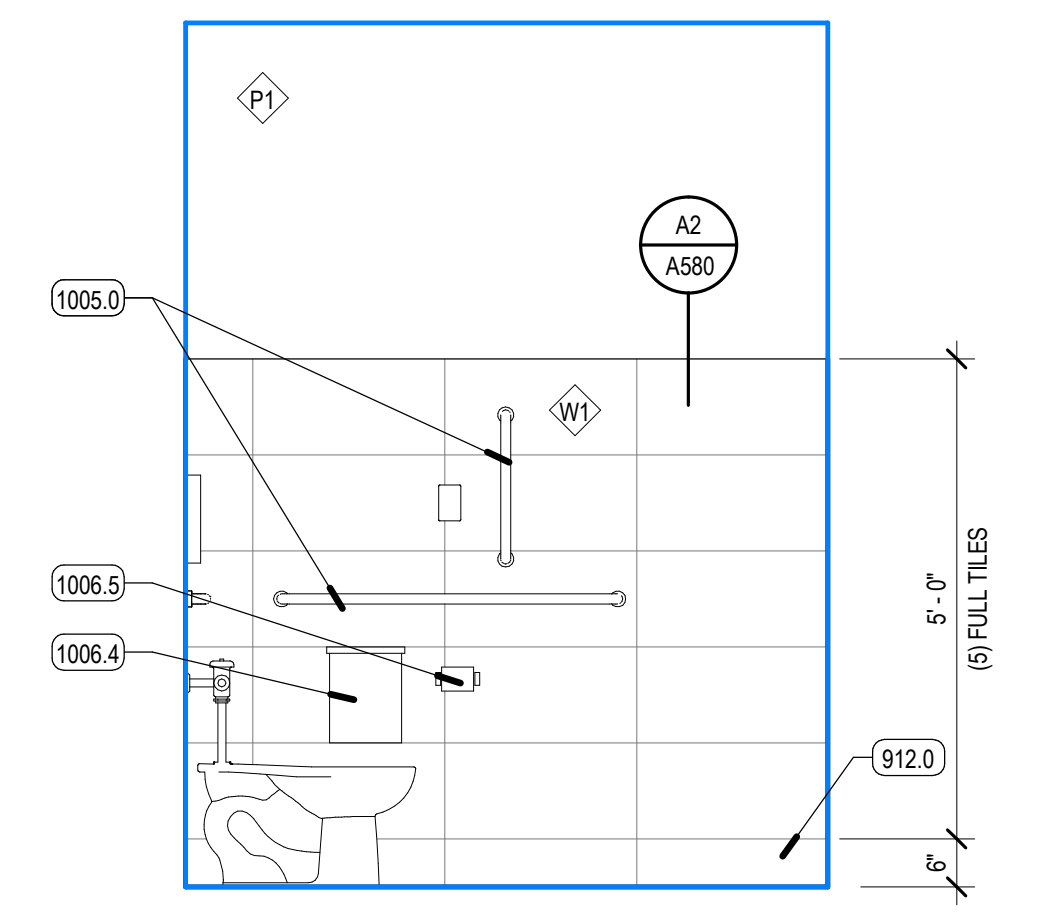
C2 INTERIOR ELEVATION - PATIENT TOILET - NORTH
SCALE: 1/2" = 1'-0"



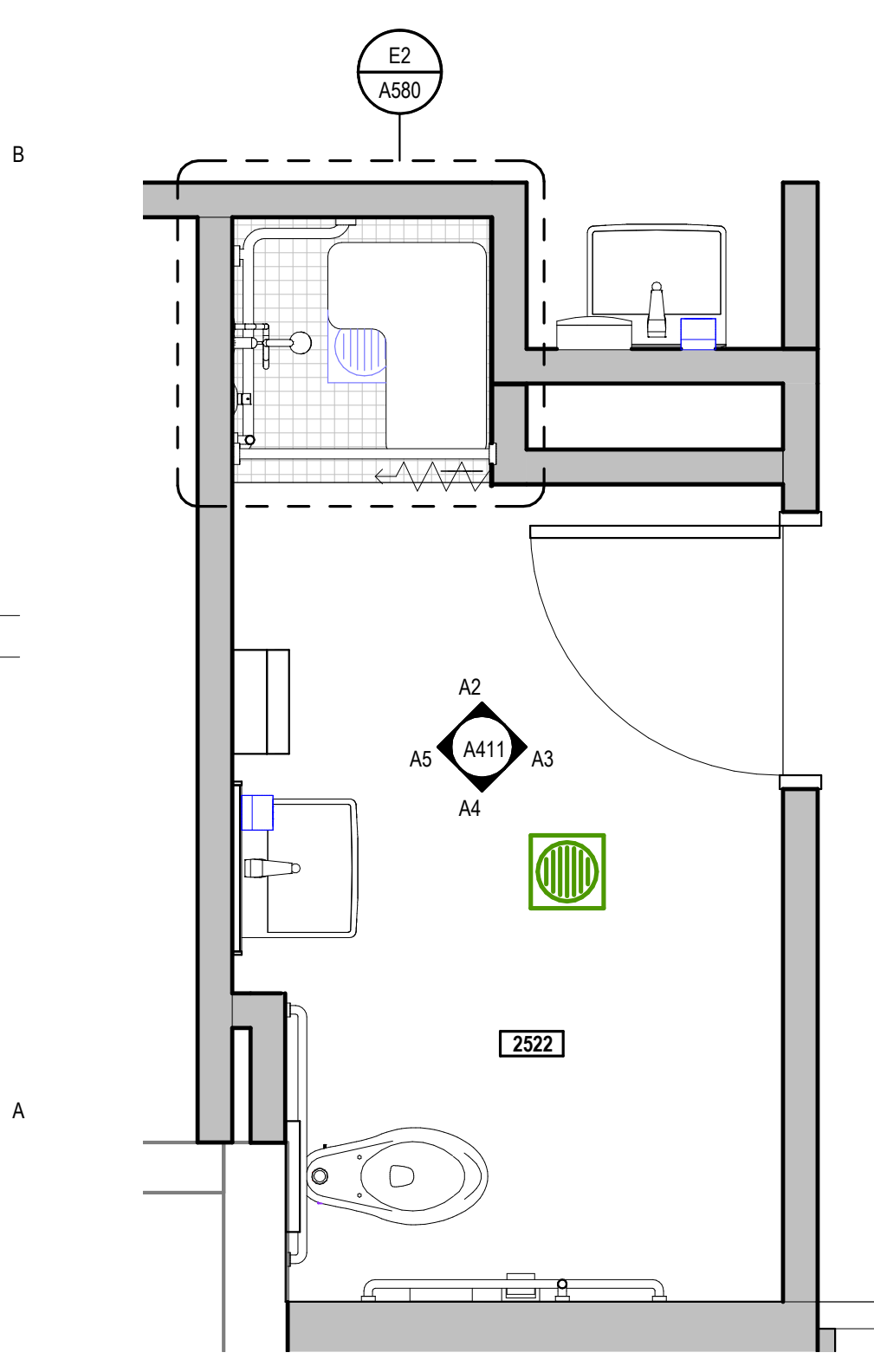
C3 INTERIOR ELEVATION - PATIENT TOILET - EAST
SCALE: 1/2" = 1'-0"



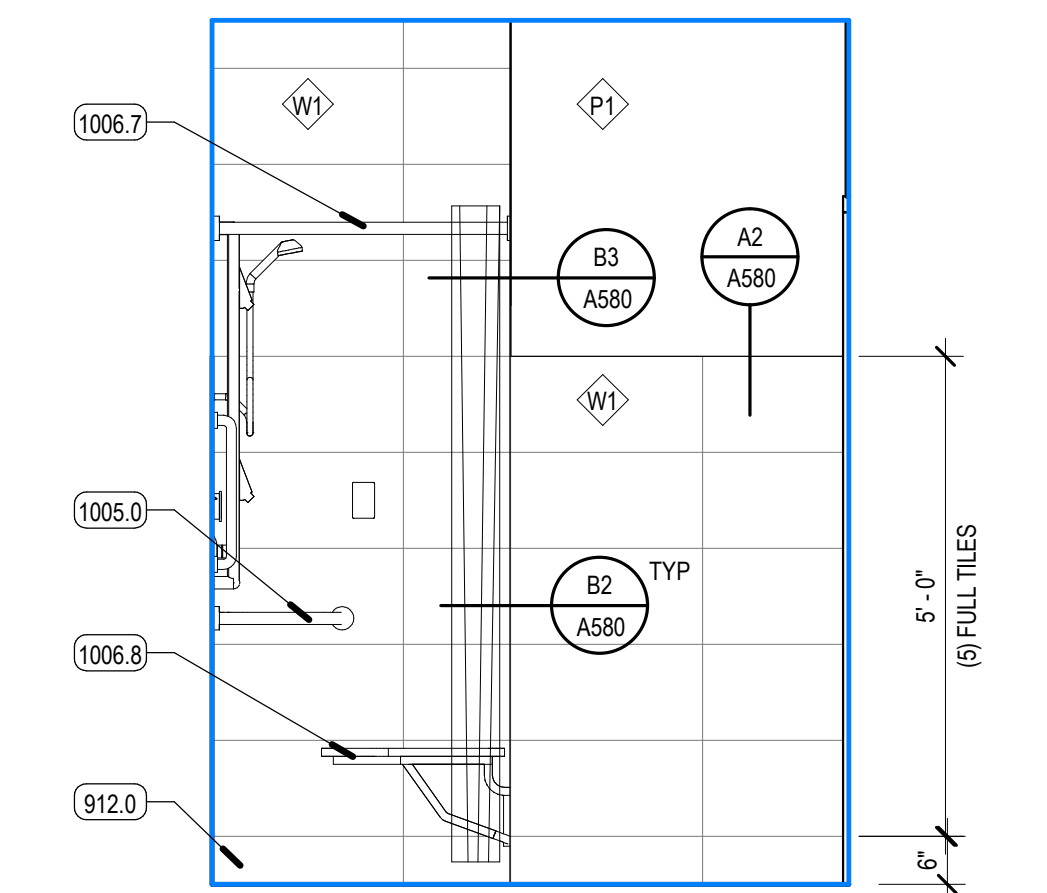
C4 INTERIOR ELEVATION - PATIENT TOILET - SOUTH
SCALE: 1/2" = 1'-0"



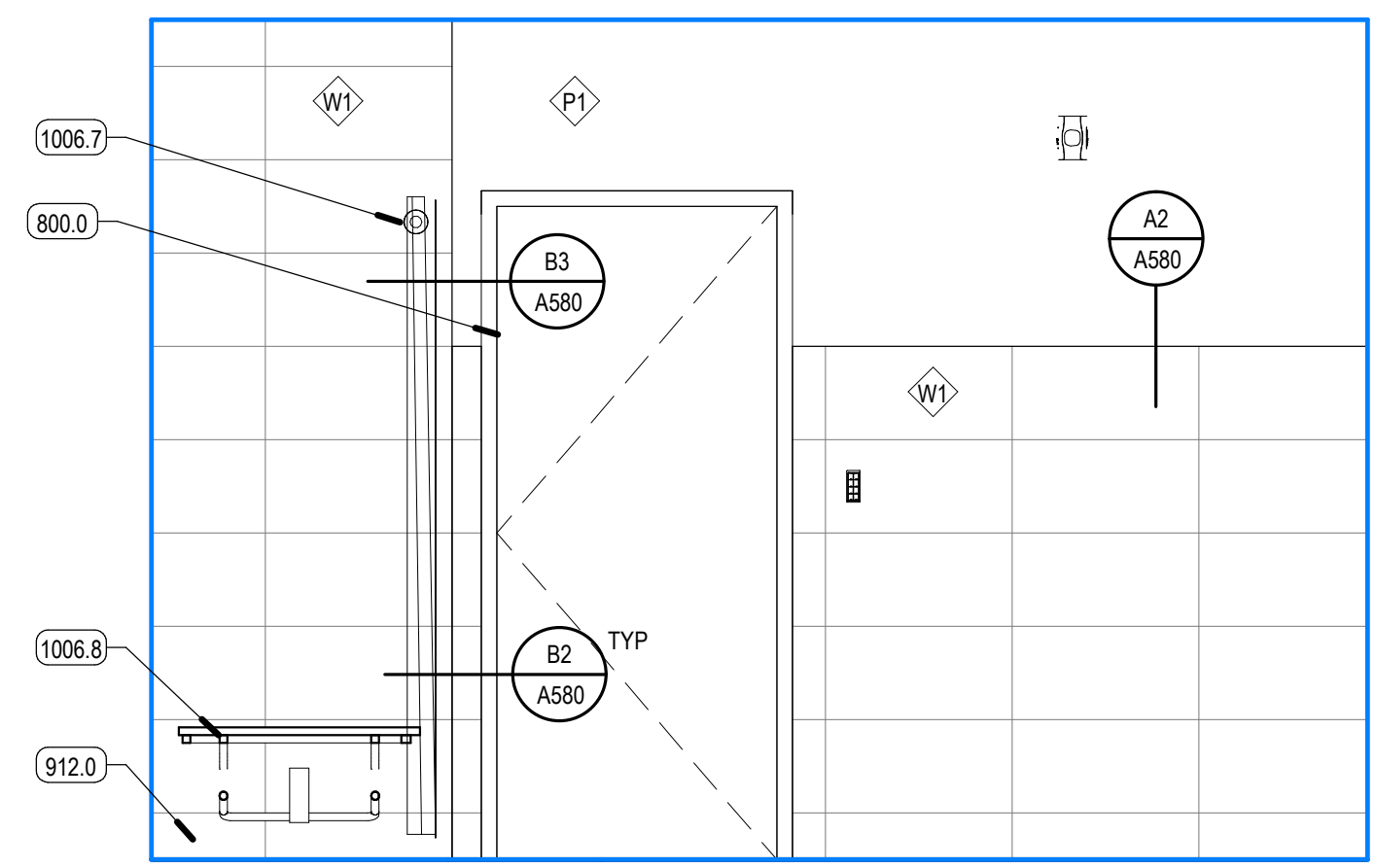
C5 INTERIOR ELEVATION - PATIENT TOILET - WEST
SCALE: 1/2" = 1'-0"



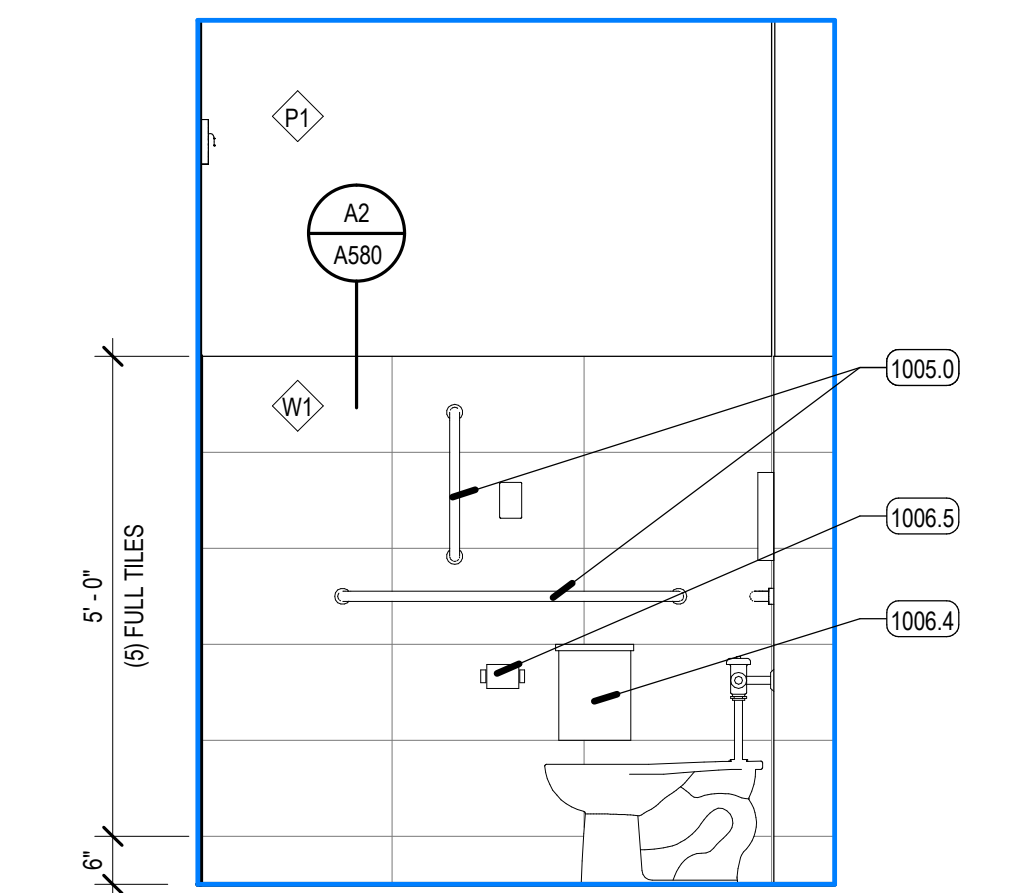
A1 PATIENT TLT/SHOWER - ENLARGED PLAN
SCALE: 1/2" = 1'-0"



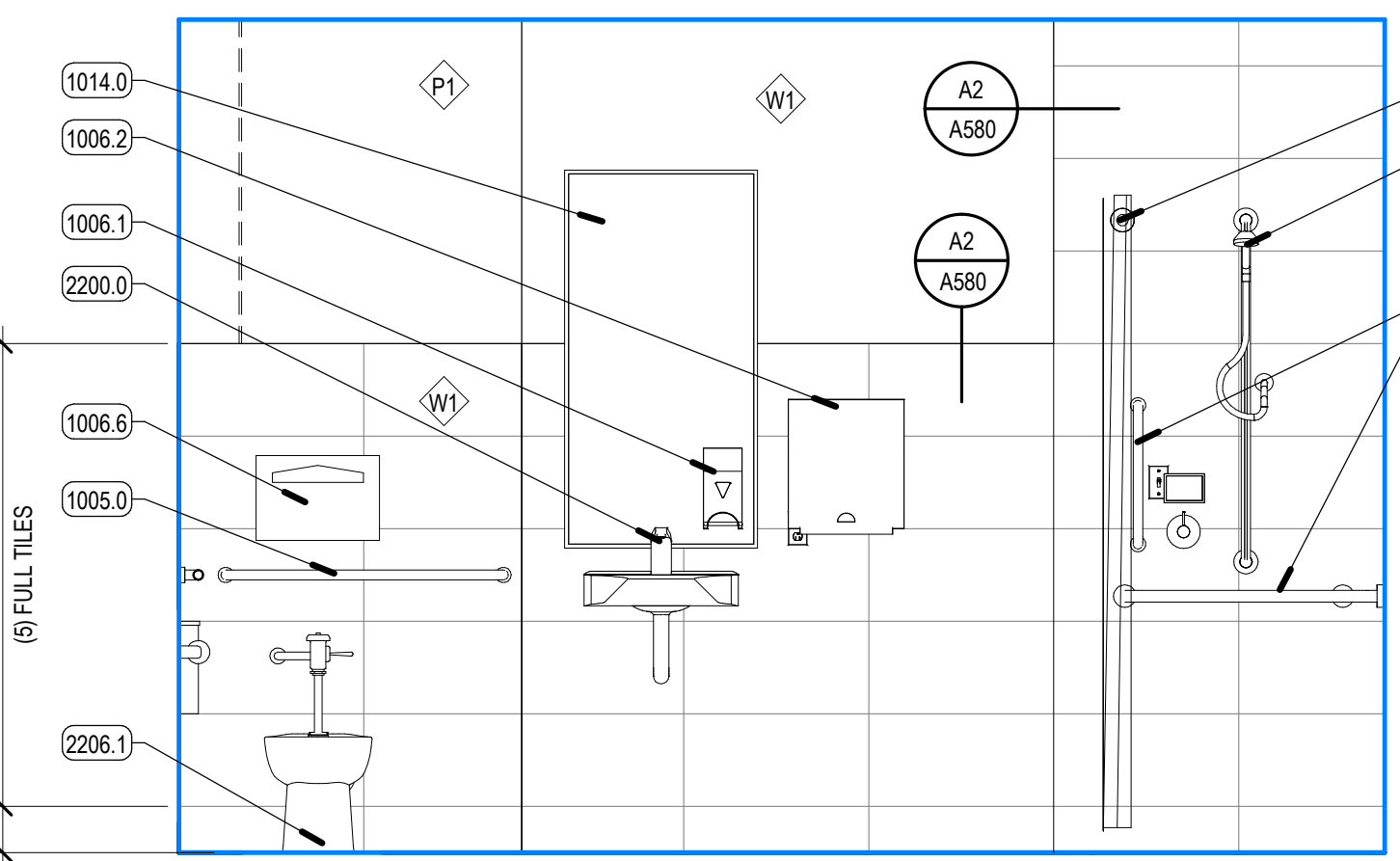
A2 INTERIOR ELEVATION - PATIENT TLT/SHOWER - NORTH
SCALE: 1/2" = 1'-0"



A3 INTERIOR ELEVATION - PATIENT TLT/SHOWER - EAST
SCALE: 1/2" = 1'-0"



A4 INTERIOR ELEVATION - PATIENT TLT/SHOWER - SOUTH
SCALE: 1/2" = 1'-0"



A5 INTERIOR ELEVATION - PATIENT TLT/SHOWER - WEST
SCALE: 1/2" = 1'-0"

REV	DATE	DESCRIPTION

VCBO NUMBER: 20320
CLIENT NUMBER:
DATE: 2020.10.30

MCKAY-DEE AMBULATORY SURGERY CENTER EXPANSION
INTERMOUNTAIN HEALTHCARE
3895 MEDICAL DRIVE, OGDEN, UTAH 84403
CONSTRUCTION DOCUMENTS

ENLARGED PLANS + ELEVATIONS - PATIENT/STAFF TOILETS
A411

KEYED NOTES

- 218.0 EXISTING DOOR/WINDOW, PROTECT AS NECESSARY, REPAIR AS REQUIRED
- 912.0 SCHEDULED BASE
- 1006.1 DISPENSER, SOAP, NIC
- 1006.2 DISPENSER, PAPER TOWELS

EQUIPMENT LEGEND

EQUIPMENT CATEGORIES - ABBREVIATIONS:

- MED = MEDICAL COM = COMMERCIAL OFF = OFFICE
- GYM = GYMNASIUM GEN = GENERAL FUR = FURNITURE (NIC)

CODE	DESCRIPTION
AR1	MED - IMAGING-C-ARM EQUIPMENT
AR3	MED - IMAGING-MINI C-ARM
AS1	MED - CAST VACUUM CUTTER
AS4.2	MED - SUCTION-PORTABLE W. STAND
AT1	MED - CART-ANESTHESIA MACHINE
AU12	MED - STERILIZER-FULL HEIGHT-RIGHT HAND (AMSCO 400 MEDIUM)
AU22.1	MED - WASHER PASS THRU-FULL HEIGHT (C.P. - STEAM)
AU23.2	MED - ULTRASONIC CLEANER-FREESTANDING (15 GAL.)
AU24.1	MED - SINK-REPROCESSING-FREESTANDING-2 BAYS
B03	MED - BOOM-EQUIPMENT TOWER W. SUPPLY COLUMN
B04	MED - BOARD-PATIENT SLIDER-STANDARD
B05	MED - BOOM-ANESTHESIA W. ARTICULATED ARM
B06	MED - TANDEM BOOM W. 2 ARMS - MONITOR + SURGICAL LIGHT
CA10	GEN - CART-STORAGE-FULL HEIGHT 24 X 48
CA10.2	GEN - CART-STORAGE-FULL HEIGHT 24 X 48
CA11	GEN - CART-STORAGE-FULL HEIGHT 24 X 60
CA14	GEN - CART-STORAGE-FULL HEIGHT 18 X 48
CA19.1	MED - CART-DECONTAMINATION - WASH
CA19.2	GEN - CART - SMALL
CA20.1	MED - CART-ANESTHESIA
CA21.2	GEN - HIGH DENSITY STORAGE (WIRE SHELVING) - TOP SLIDING TRACK
CA23.1	GEN - CART-UTILITY-SOLID SHELVES (S.S.) 24X36
CA23.3	GEN - TABLE-WORK-SS W. CASTERS + UNDERSHELF (24X60)
CB10.2	GEN - CABINET-FLOOR STANDING-STAINLESS-STEEL-DOUBLE DOOR
CH5.1	FUR - RECLINER-PATIENT
CH14	FUR - CHAIR-FOLDING W. WALL HOLDER
CK1	GEN - CLOCK-ANALOG (WALL)
CK3	GEN - CLOCK-DIGITAL (WALL)
CO2.1	OFF - COMPUTER-DESKTOP-KEYBOARD-SINGLE MONITOR
CO2.2	OFF - COMPUTER-DESKTOP-KEYBOARD-DUAL MONITOR
CO4	OFF - COMPUTER-WORKSTATION-WALL MOUNTED
DB1	MED - DIAGNOSTIC BOARD-WALL MOUNTED
D11	GEN - DISPENSER-PAPER TOWEL (C-FOLD PAPER)
D3	GEN - DISPENSER-SOAP
D4	GEN - HAND SANITIZER DISPENSER
D7	MED - DISPENSER-GLOVE-TRIPLE
D8	MED - DISPENSER-EMESIS BAGS-WALL MOUNTED
D17	GEN - ANTISEPTIC WIPES DISPENSER
DM1	COM - SODA DISPENSER-COUNTER (4 DISPENSER VALVES)
DS5	MED - DISPENSING SYSTEM-MEDICATION-ONE CELL CABINET-FLOOR w. CART
ES1	MED - GENERATOR - BIPOLAR ELECTROSURGICAL GENERATOR (BOVIE) w. CART
ES6	MED - LASER - SURGICAL - w. CART
FEC	Semi-Recessed
FS11.1	COM - FOOD-COFFEE BREWER-SINGLE
FS13	COM - FOOD SERVICE-DISPENSER-CUPS
GU7	MED - GURNEY-STRETCHER (STANDARD)
IM1	COM - ICE MACHINE-COUNTER
MW1	COM - MICROWAVE-COUNTER
O	MED - MED GAS-WALL-OXYGEN
P81	MED - BED-PATIENT-TRANSPORT
P85	MED - BASSINET-INFANT
PR2	OFF - PRINTER-DESKTOP
PR4	OFF - PRINTER-LABEL
PF7	MED - STERILIZATION-RACK RETURN
PL2.2	MED - STAND - HIGH FLOW POLE (ICU) - WITH CARE FUSION AND MED FUSION PUMPS
RA11	GEN - RACK-MED GASES (12 E-TANKS)
RE5.1	COM - REFRIGERATOR-TOP FREEZER (18 C.F.)
RE18	MED - REFRIGERATOR-UNDERCOUNTER-MED GRADE
SC11	MED - SCALE-WHEELCHAIR + STAND ON-PORTABLE
SL1	MED - STOOL-PHYSICIAN
SL3	MED - STOOL W. BACK & FOOT RING
SL8.2	MED - STOOL-STEP W. HANDLE
SN1	MED - BARCODE SCANNER
SS1	MED - TOURNEQUET PUMP-POLE MOUNTED
SS5	MED - TRACTION-SURGICAL-SHOULDER TENSION POSITIONER
ST1	MED - STAND-IV POLE
ST2	MED - STAND-MAYO
ST8	MED - STAND BASIN-SINGLE
ST12	MED - SUCTION- SUCTION TREE SURGICAL
TA12	MED - TABLE-OPERATING
TA14	MED - TABLE-OVERBED-PATIENT
TA36	MED - TABLE-OPERATING-FRACTURE TABLE
TA37	MED - TABLE-OPERATING-SPINE TABLE
TA38	TABLE- OPERATING- SHOULDER/EYE
TE1	GEN - TELEPHONE-WALL
TE2	GEN - TELEPHONE-DESK
TV1.3	GEN - 32" TV-WALL MOUNTED-MEDICAL GRADE
TV4.1	GEN - 55" TV-WALL MOUNTED (LANDSCAPE)
WA2	MED - WARMER-BLANKET-FULL HEIGHT-GLASS DOOR
WA5	MED - WARMER-IV/BLOOD-COUNTER
WA19	MED - PATIENT WARMER - BAIR PAW (FOR BAIR PAW GOWN)
WH1	MED - WASTE-BIOHAZARD
WH2	MED - HAMPER-LINEN (W. CLOSE LID)
WH4	MED - SHARP CONTAINER-WALL
WH9	MED - KICK BUCKET
WH10	MED - WASTE-SHARP CONTAINER TROLLEY-8 GAL
WH10.1	MED - WASTE-SHARP CONTAINER-FLOOR (8 GAL)
WH11	GEN - WASTE CAN (7 GAL.)
WH13	GEN - WASTE CAN (23 GAL.)
WH17.2	GEN - WASTE CAN W. DOLLY (44 GAL.)
WH29	GEN - LINEN TRUCK-SKID
WH30	GEN - CART - DIRTY LINEN TRUCK 28X48X67h
WH31.2	GEN - HOUSEKEEPING CART
WM1	MED - WASTE MANAGEMENT SYSTEM-LIQUID-ROVER
WM2	MED - WASTE MANAGEMENT SYSTEM-DOCKING STATION
WM2.1	MED - WASTE MANAGEMENT SYSTEM-LIQUID-DOCKING
WS9	MED - IMAGING-C-ARM WORKSTATION
WS16.1	MED - WORKSTATION-C.P. PREP & PACK TABLE-ADJUSTABLE
WT13	GEN - TABLE-WORK-SS W. CASTERS + UNDERSHELF (24X48)

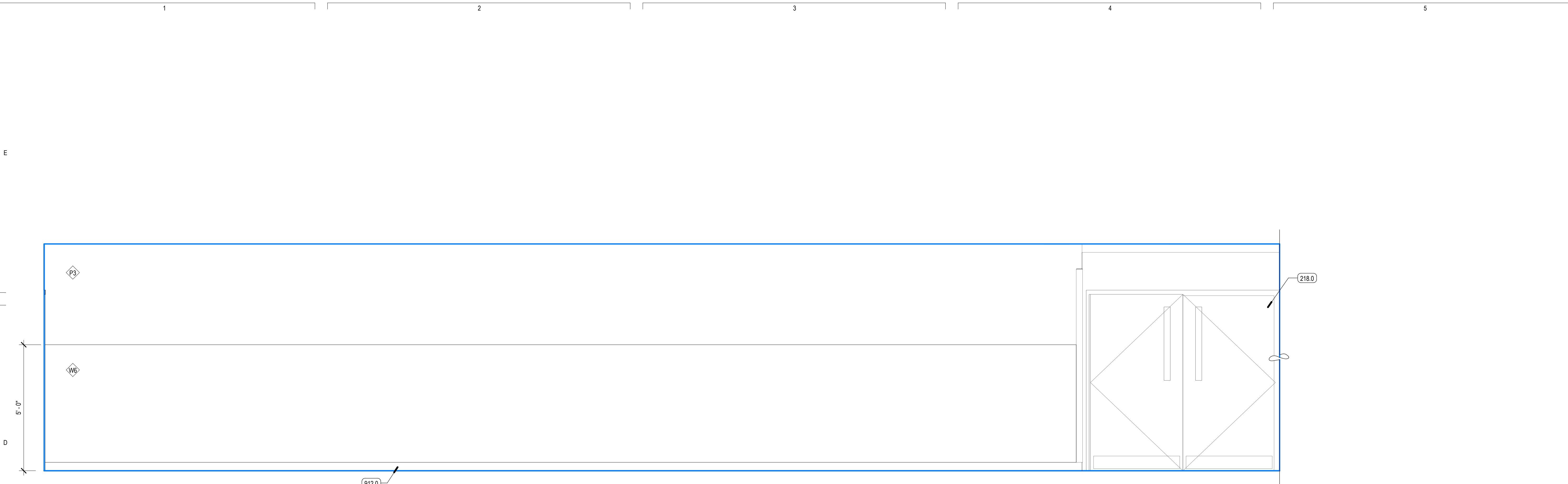


REV	DATE	DESCRIPTION

VCBO NUMBER: 20230
 CLIENT NUMBER:
 DATE: 2020.10.30

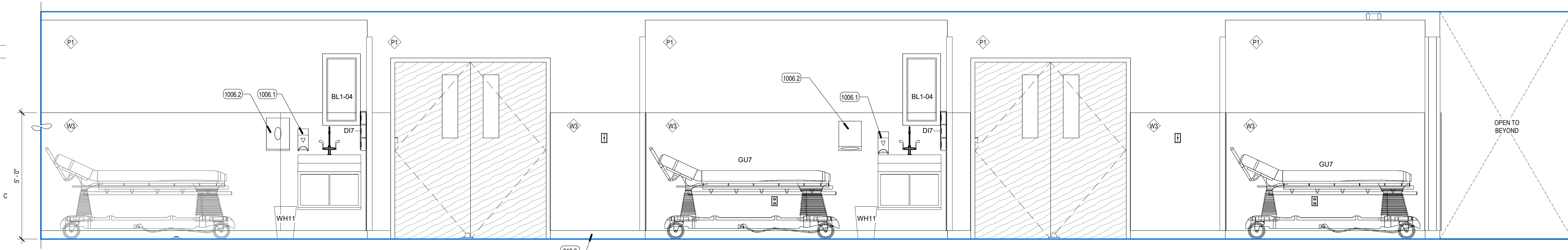
MCKAY-DEE AMBULATORY SURGERY CENTER EXPANSION
 INTERMOUNTAIN HEALTHCARE
 3895 MEDICAL DRIVE, OGDEN, UTAH 84403
 CONSTRUCTION DOCUMENTS

ENLARGED PLANS - ELEVATIONS - BOH, CORRIDORS
A412



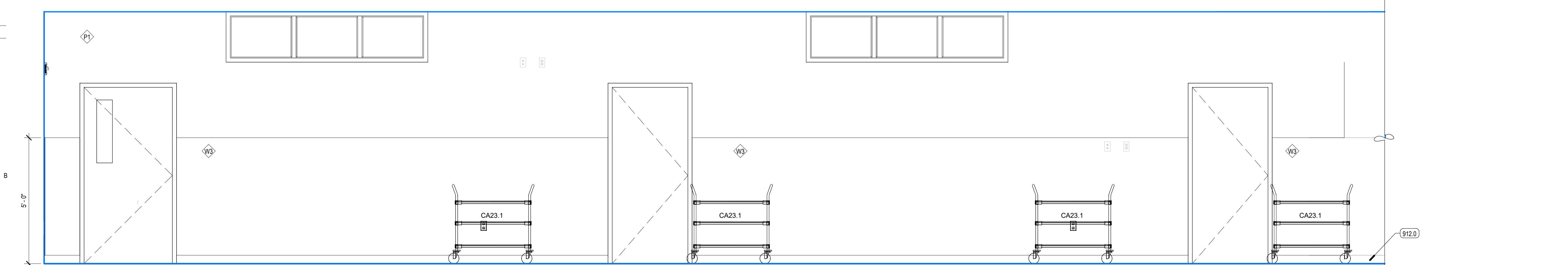
D1 INTERIOR ELEVATION - CORRIDOR 2503 - SOUTH

SCALE: 1/2" = 1'-0"



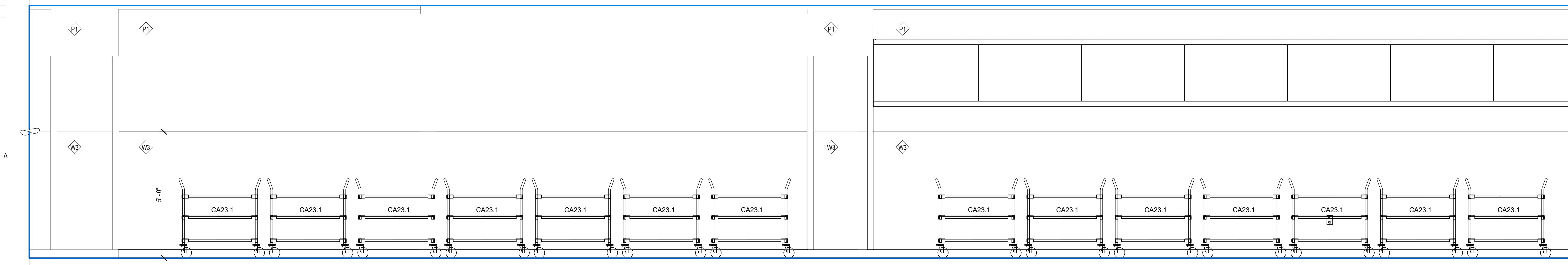
C1 INTERIOR ELEVATION - CORRIDOR 2503 - NORTH

SCALE: 1/2" = 1'-0"



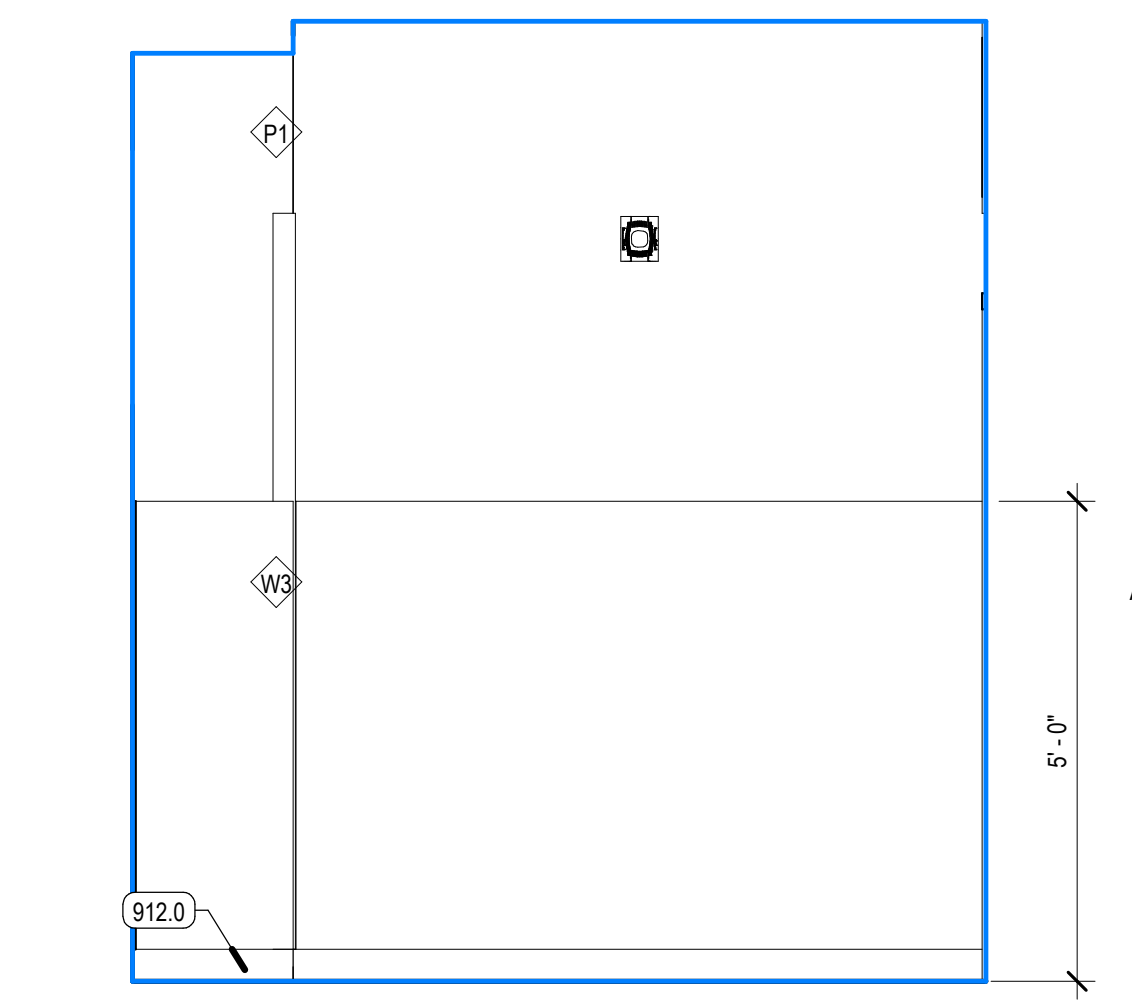
B1 INTERIOR ELEVATION - CORRIDOR 2500 - SOUTH

SCALE: 1/2" = 1'-0"



A1 INTERIOR ELEVATION - CORRIDOR 2500 - NORTH

SCALE: 1/2" = 1'-0"



A6 INTERIOR ELEVATION - CORRIDOR 2500 - EAST

SCALE: 1/2" = 1'-0"

KEYED NOTES

- 912.0 SCHEDULED BASE
- 1006.1 DISPENSER, SOAP, NIC
- 1006.2 DISPENSER, PAPER TOWELS
- 2200.3 SINK + FACUET, COMMERCIAL

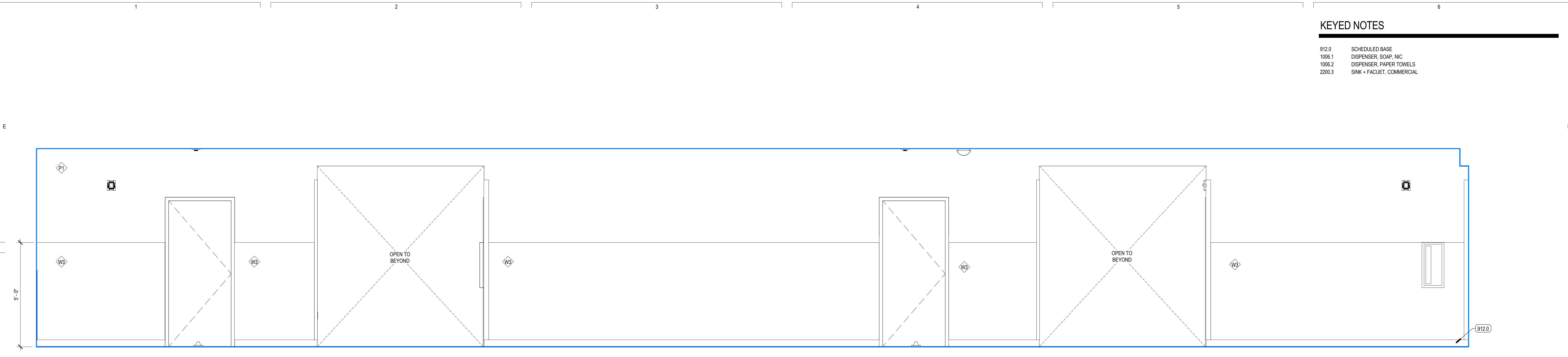


REV	DATE	DESCRIPTION

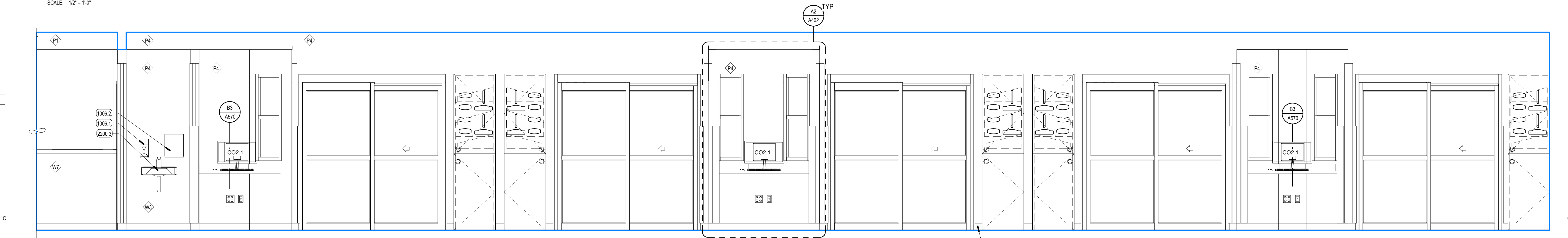
VCBO NUMBER: 20320
CLIENT NUMBER:
DATE: 2020.10.30

MCKAY-DEE AMBULATORY SURGERY CENTER EXPANSION
INTERMOUNTAIN HEALTHCARE
3895 MEDICAL DRIVE, OGDEN, UTAH 84403
CONSTRUCTION DOCUMENTS

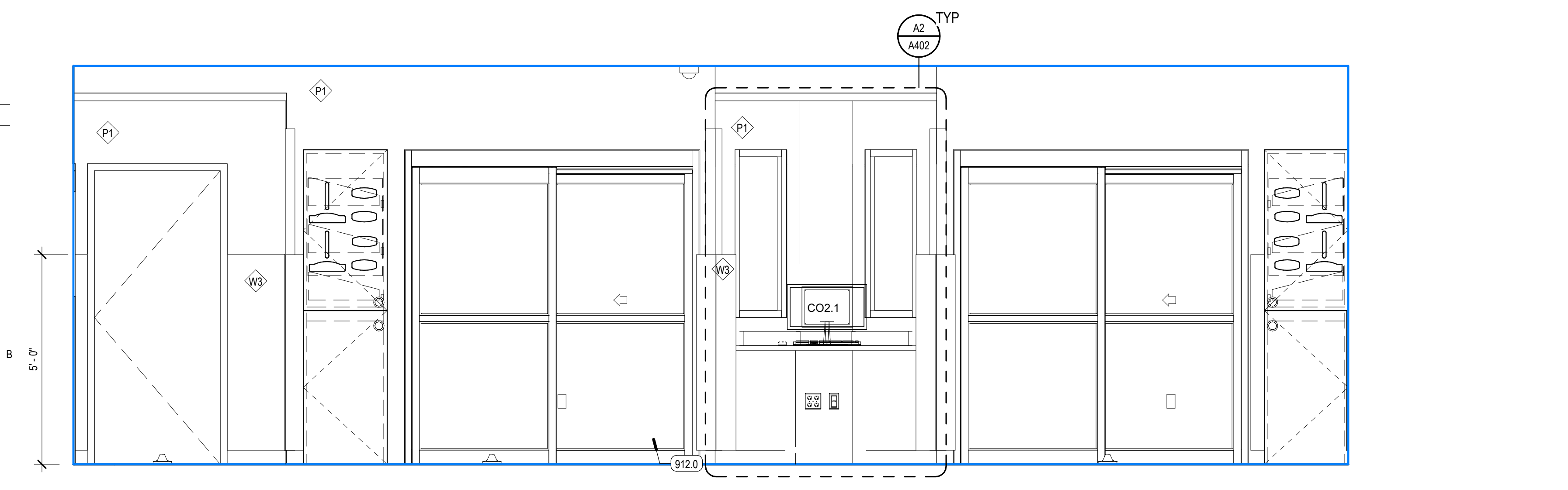
ENLARGED PLANS + ELEVATIONS - BOH, CORRIDORS
A413



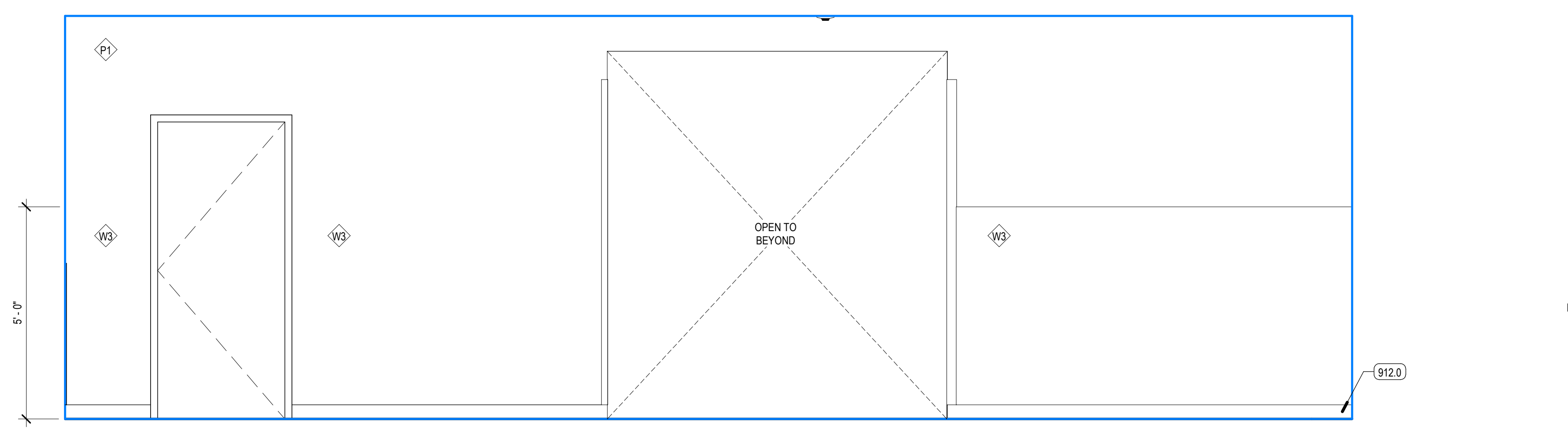
D1 INTERIOR ELEVATION - CORRIDOR 2512 - WEST
SCALE: 1/2" = 1'-0"



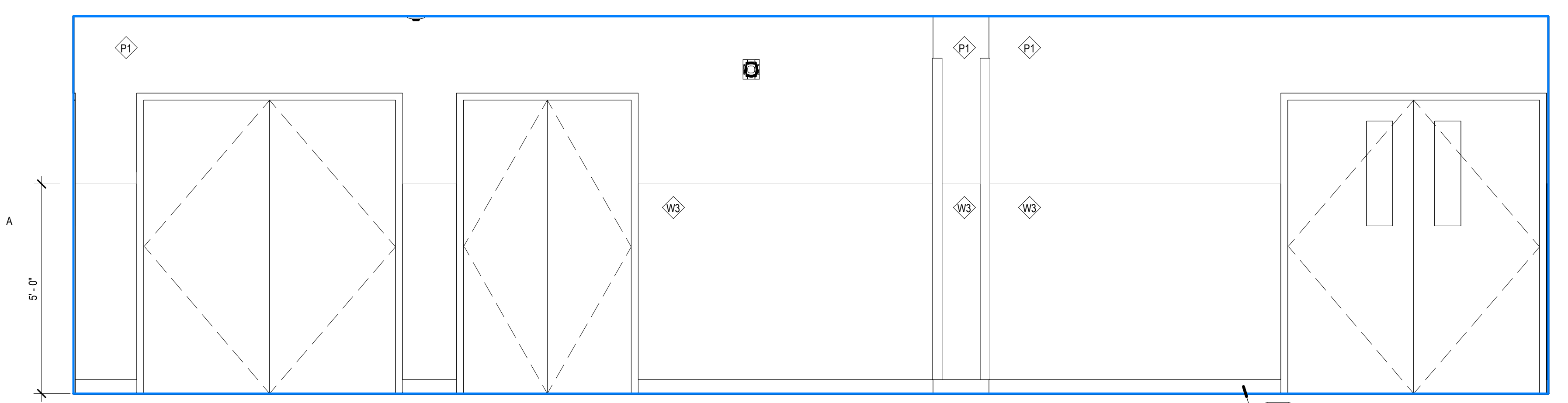
C1 INTERIOR ELEVATION - CORRIDOR 2512 - EAST
SCALE: 1/2" = 1'-0"



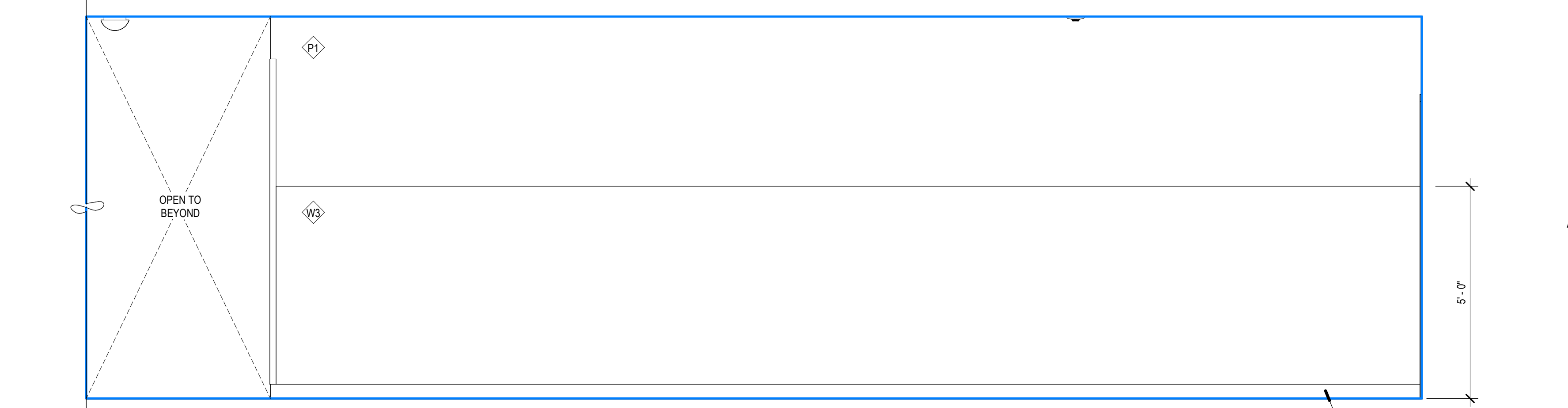
B1 INTERIOR ELEVATION - CORRIDOR 2510 - NORTH
SCALE: 1/2" = 1'-0"



B4 INTERIOR ELEVATION - CORRIDOR 2510 - SOUTH
SCALE: 1/2" = 1'-0"



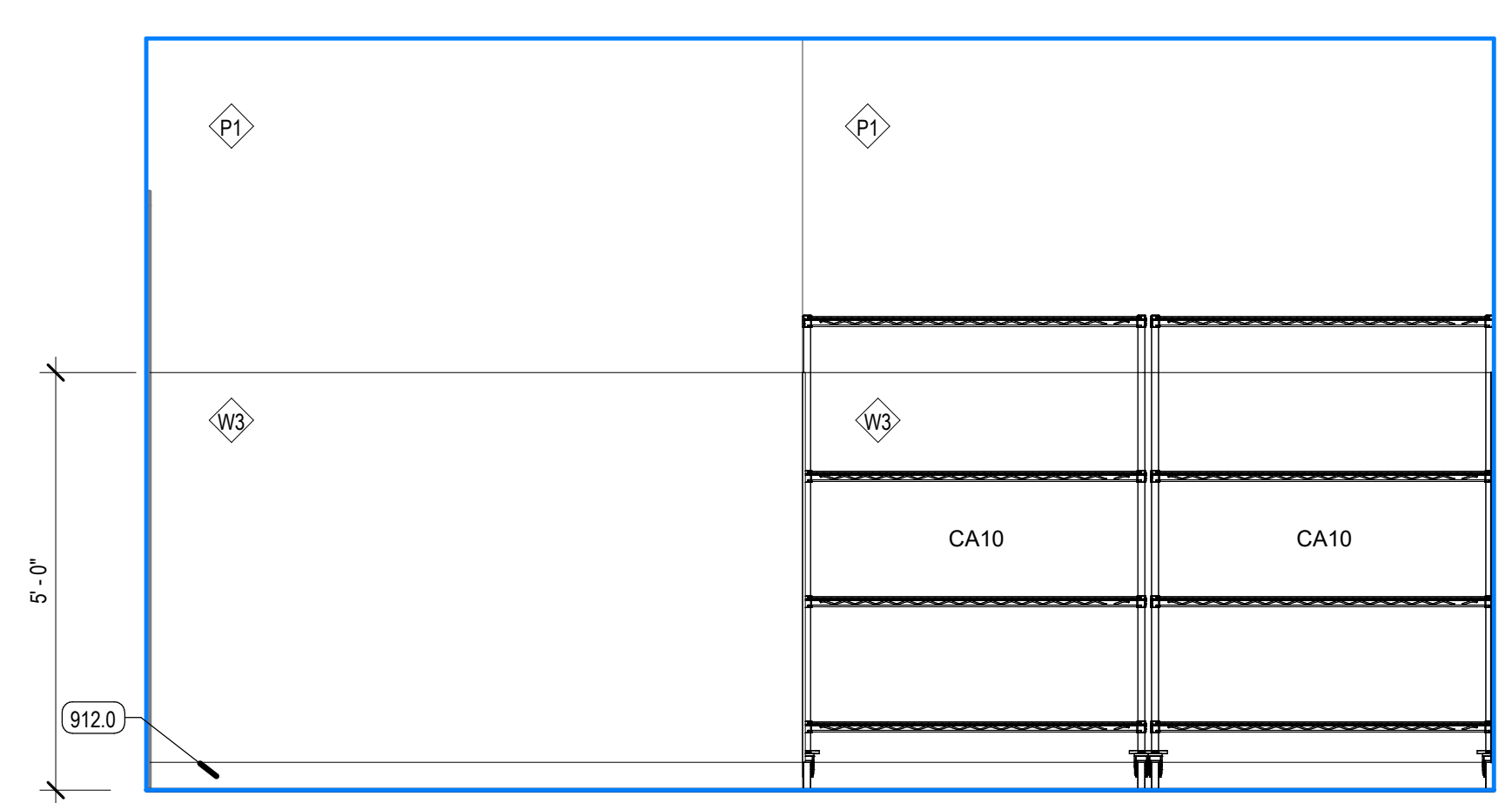
A1 INTERIOR ELEVATION - CORRIDOR 2504 - EAST
SCALE: 1/2" = 1'-0"



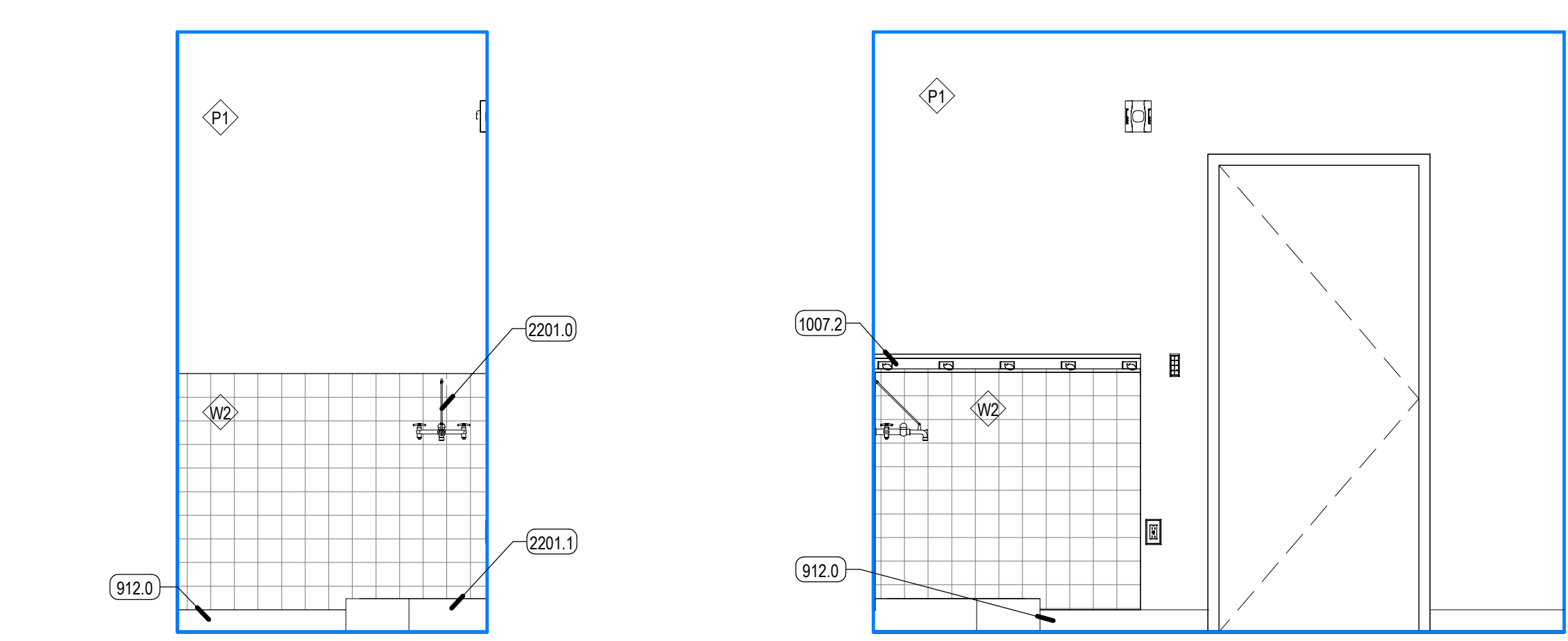
A4 INTERIOR ELEVATION - CORRIDOR 2504 - WEST
SCALE: 1/2" = 1'-0"

KEYED NOTES

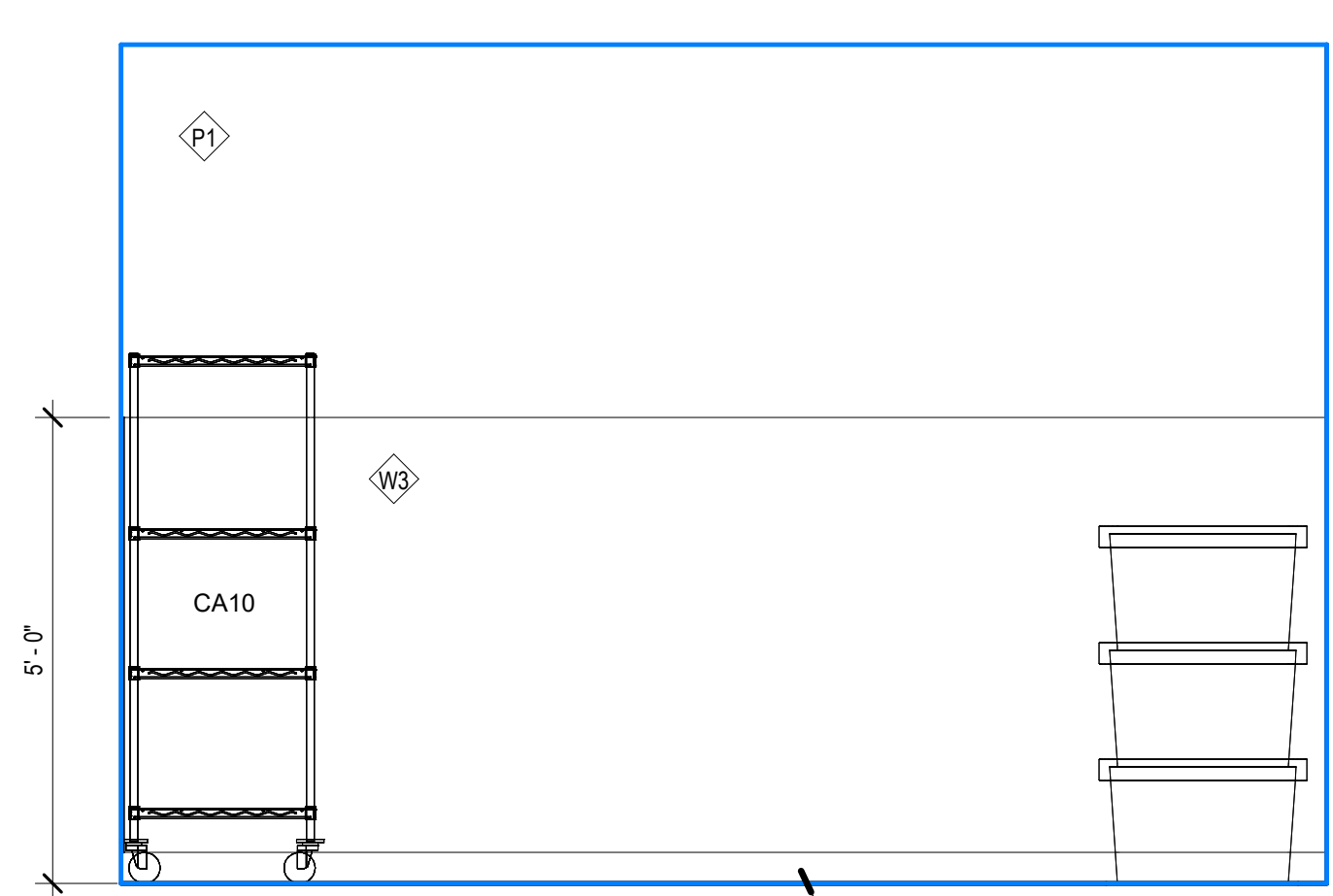
- 912.0 SCHEDULED BASE
- 1006.1 DISPENSER, SOAP, INC
- 1006.2 DISPENSER, PAPER TOWELS
- 1007.2 RACK, MOP
- 2200.3 SINK + FACUET, COMMERCIAL
- 2201.0 MOP SINK FAUCET
- 2201.1 MOP SINK CONT. CURB W/ INTEGRAL DRAIN



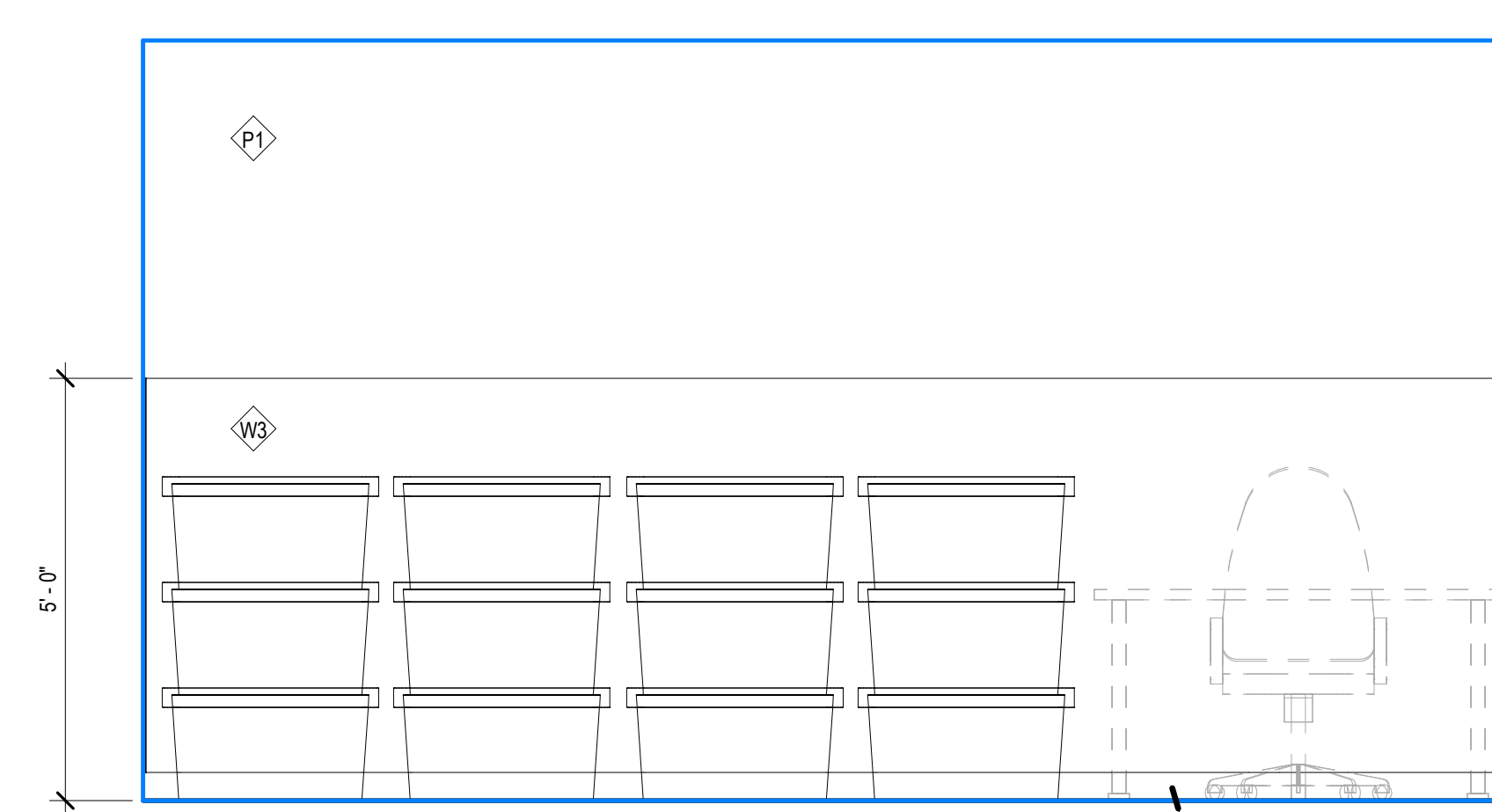
D1 INTERIOR ELEVATION - VENDORS WORKROOM - WEST
SCALE: 1/2" = 1'-0"



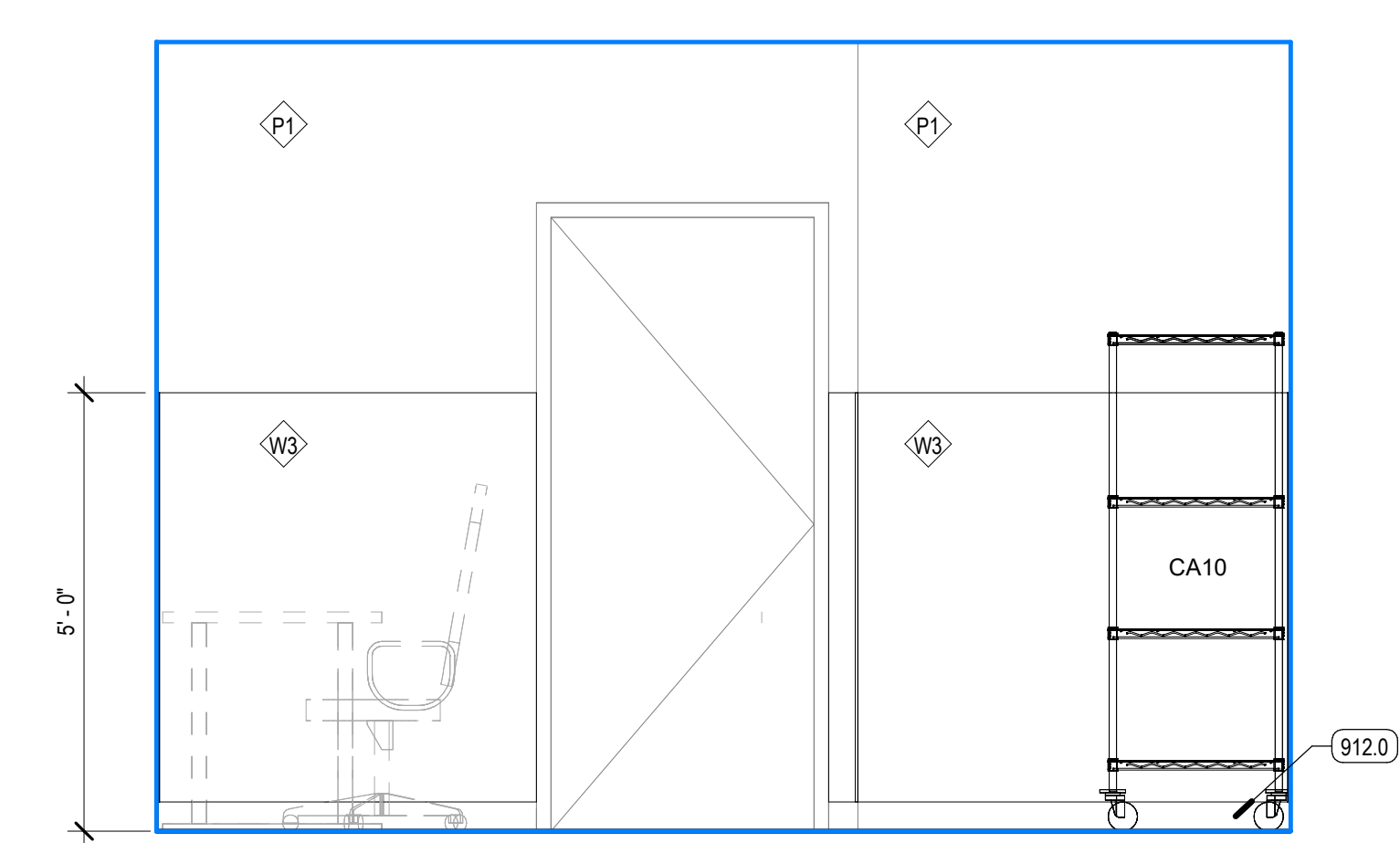
C1 INTERIOR ELEVATION - EVS 2511 - WEST **C2 INTERIOR ELEVATION - EVS 2511 - NORTH**
SCALE: 1/2" = 1'-0" SCALE: 1/2" = 1'-0"



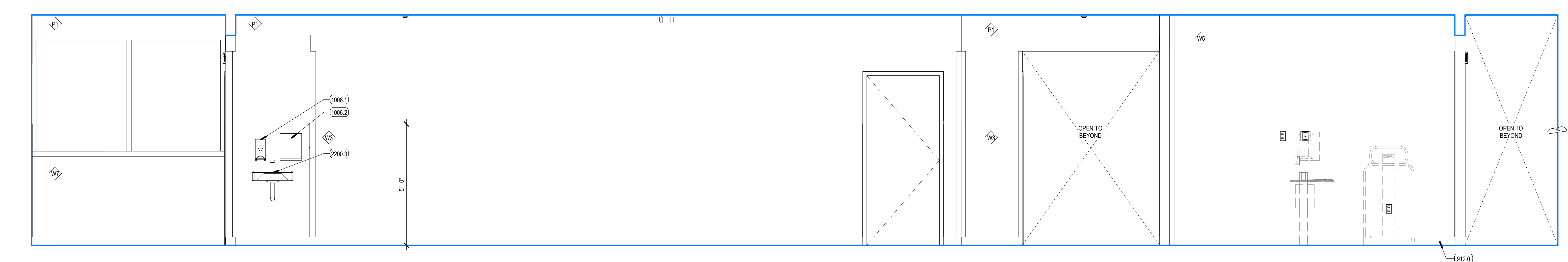
C3 INTERIOR ELEVATION - VENDORS WORKROOM - NORTH
SCALE: 1/2" = 1'-0"



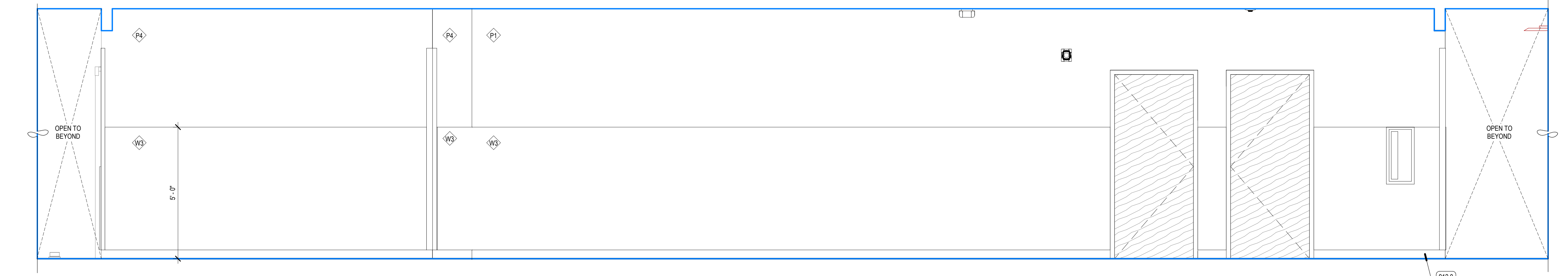
C4 INTERIOR ELEVATION - VENDORS WORKROOM - EAST
SCALE: 1/2" = 1'-0"



C6 INTERIOR ELEVATION - VENDORS WORKROOM - SOUTH
SCALE: 1/2" = 1'-0"



B1 INTERIOR ELEVATION - CORRIDOR 2523 - SOUTH
SCALE: 1/2" = 1'-0"



A1 INTERIOR ELEVATION - CORRIDOR 2523 - NORTH
SCALE: 1/2" = 1'-0"

REV	DATE	DESCRIPTION

VCBO NUMBER: 20320
CLIENT NUMBER:
DATE: 2020.10.30

MCKAY-DEE AMBULATORY SURGERY CENTER EXPANSION
INTERMOUNTAIN HEALTHCARE
3895 MEDICAL DRIVE, OGDEN, UTAH 84403
CONSTRUCTION DOCUMENTS

ENLARGED PLANS + ELEVATIONS - BOH, CORRIDORS
A414

KEYED NOTES

912.0 SCHEDULED BASE



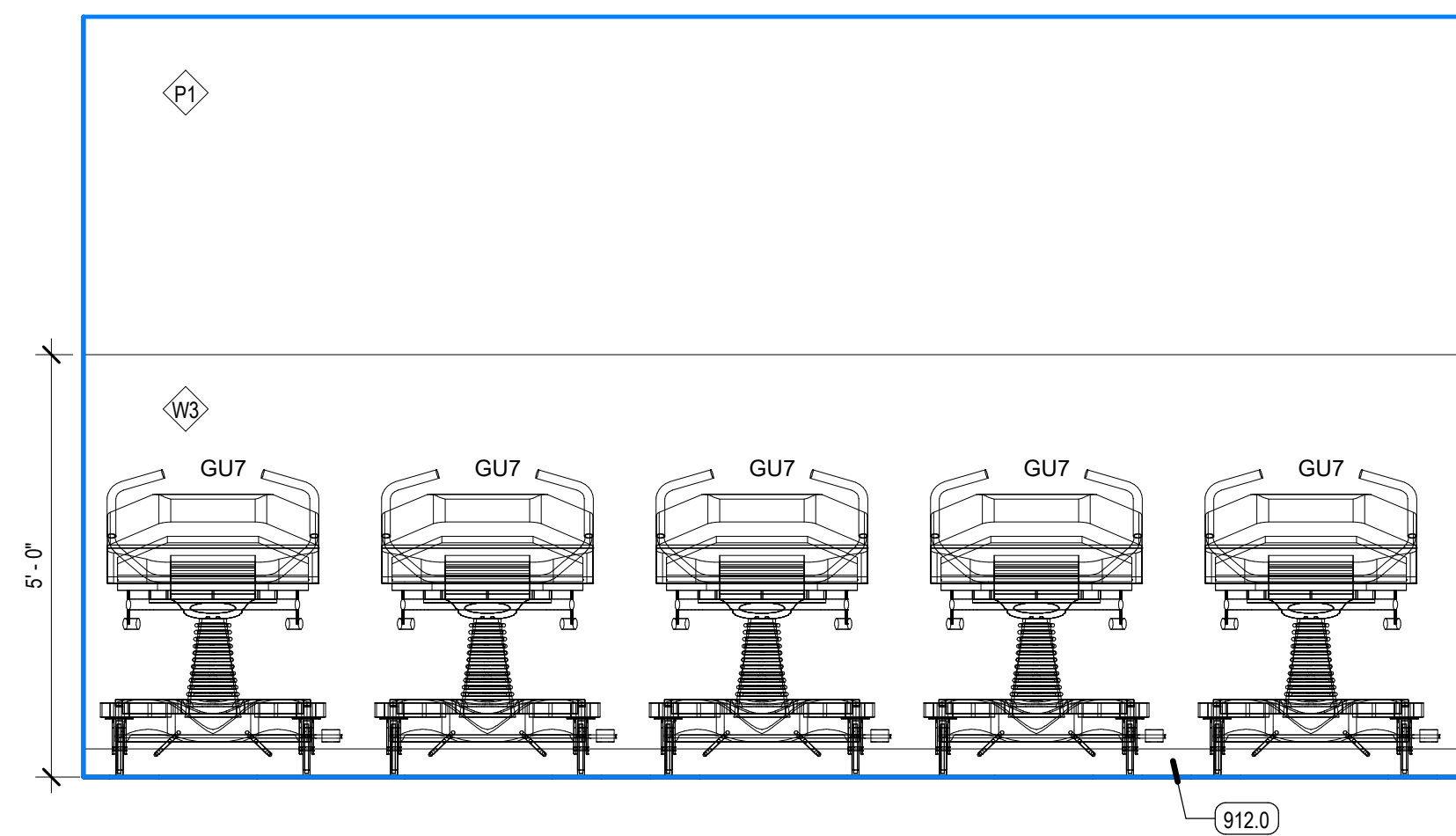
REV	DATE	DESCRIPTION
-----	------	-------------

VCBO NUMBER: 20320
 CLIENT NUMBER:
 DATE: 2020.10.30

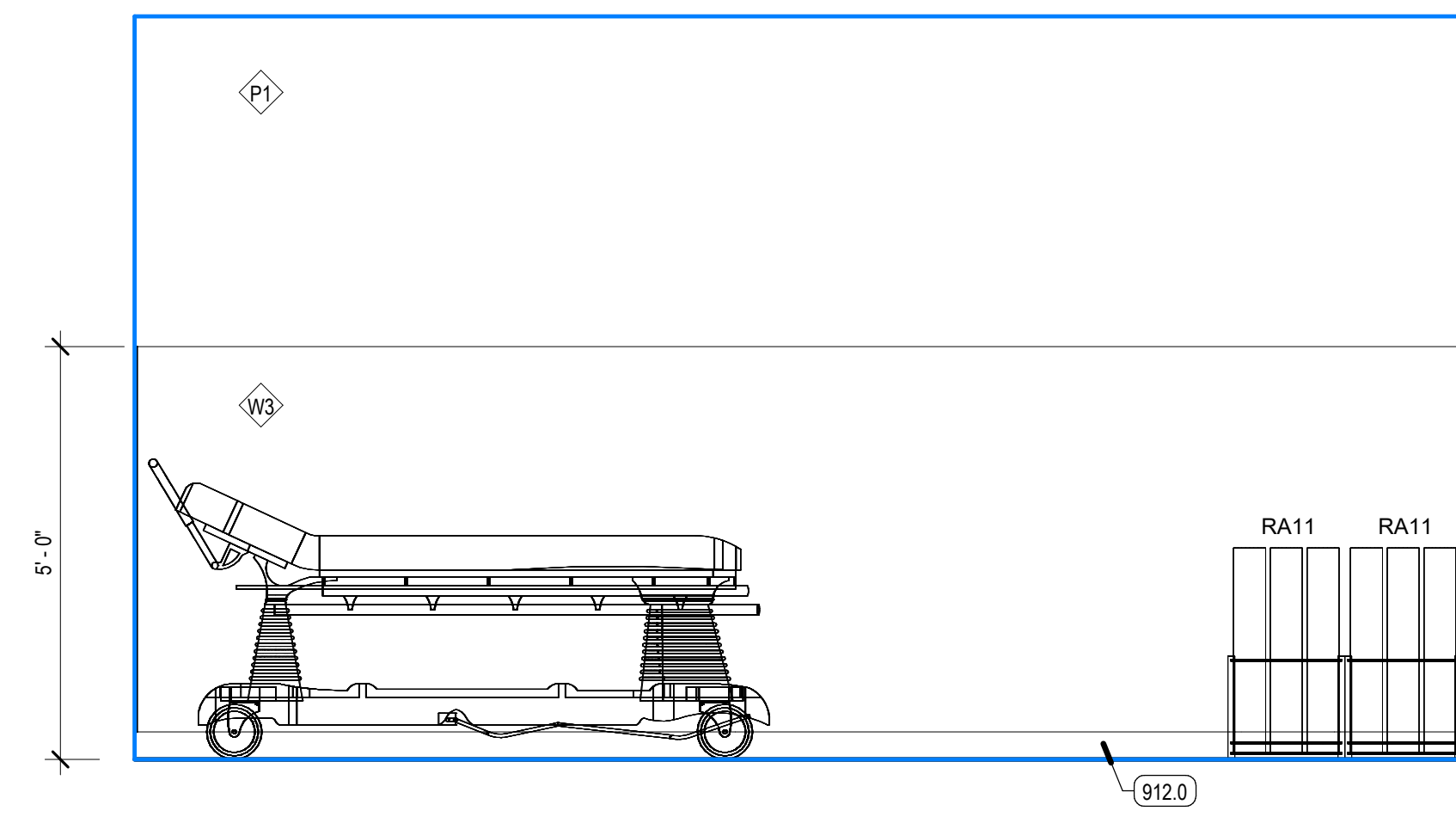
MCKAY-DEE AMBULATORY SURGERY CENTER EXPANSION

INTERMOUNTAIN HEALTHCARE
 3895 MEDICAL DRIVE, OGDEN, UTAH 84403

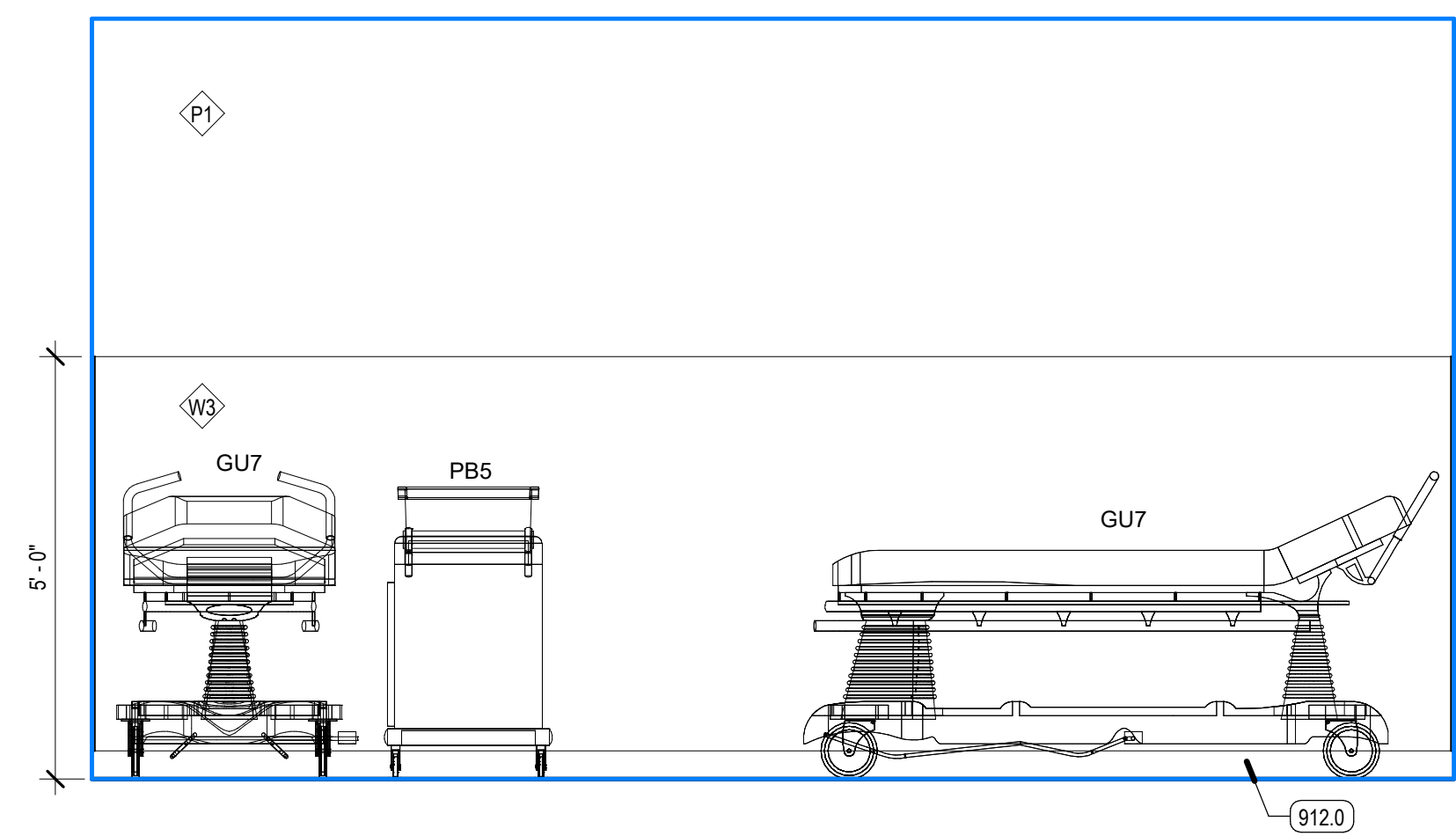
CONSTRUCTION DOCUMENTS



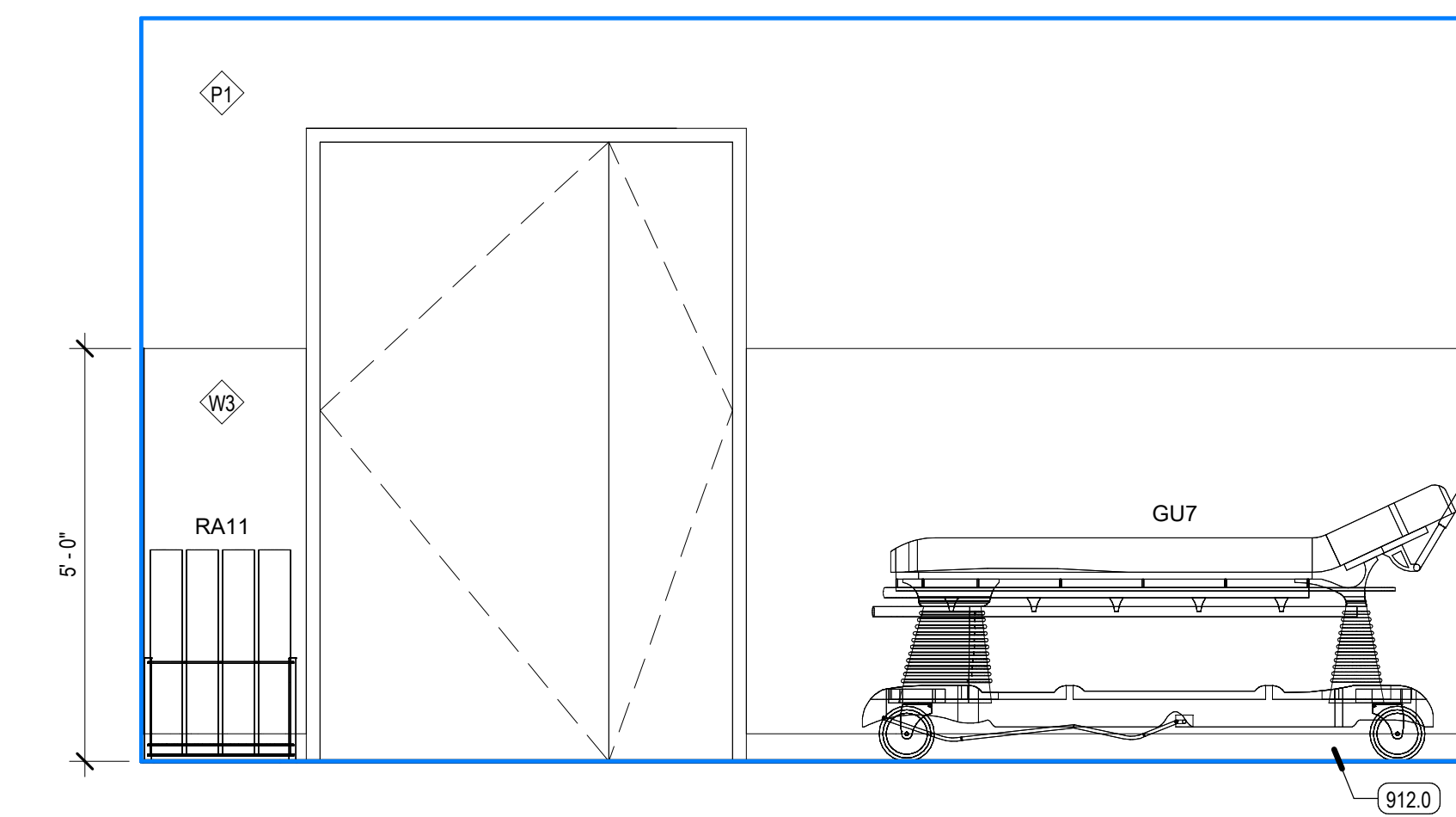
B4 INTERIOR ELEVATION - BED STORAGE - NORTH
 SCALE: 1/2" = 1'-0"



B5 INTERIOR ELEVATION - BED STORAGE - EAST
 SCALE: 1/2" = 1'-0"



A4 INTERIOR ELEVATION - BED STORAGE - WEST
 SCALE: 1/2" = 1'-0"



A5 INTERIOR ELEVATION - BED STORAGE - SOUTH
 SCALE: 1/2" = 1'-0"

NON-BEARING METAL HEADER SCHEDULE

MAXIMUM SPAN	HEADER	FY
4'-0"	(2) 400S137-43	33 ksi
6'-0"	(2) 600S162-43	33 ksi
8'-0"	(2) 800S162-43	33 ksi

METAL STUD HEADER NOTES:

- SCHEDULE TO BE USED FOR NON-BEARING WALLS.
- HEADERS TO BE CONSTRUCTED AS BOX HEADERS PER SSMA STANDARDS.
- SEE TYPICAL DETAIL FOR MORE INFORMATION.

NON-BEARING METAL STUD GAUGE SIZING

MEMBER DEPTH	MAX STUD HEIGHT	MIN. GA. & SPACING
2 1/2" (250S125-33)	10'-0"	20@16" O.C.
3 5/8" (362S125-33)	14'-0"	20@16" O.C.
3 5/8" (362S162-33)	16'-0"	20@16" O.C.
3 5/8" (362S162-43)	18'-0"	18@16" O.C.
6" (600S162-33)	24'-0"	20@16" O.C.
6" (600S162-43)	26'-0"	18@16" O.C.
6" (600S162-54-50KS)	28'-0"	16@16" O.C.

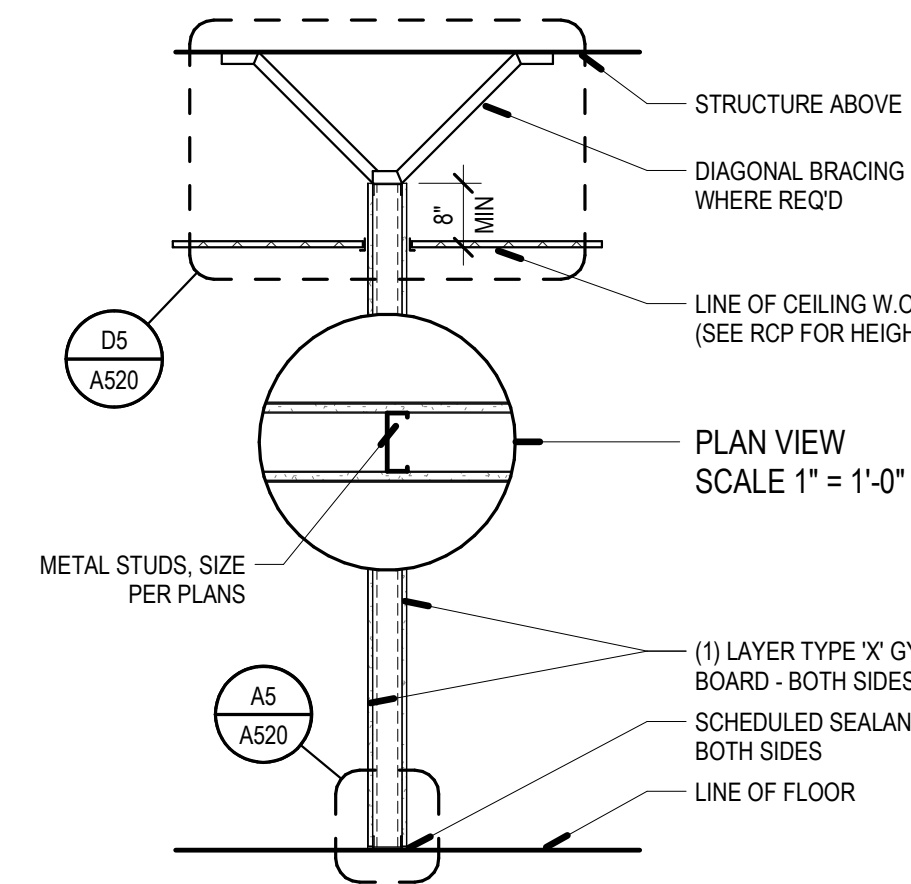
METAL STUD NOTES:

- STEEL STUDS SHALL MEET ICC REPORT ER-4943P AND THE SSMA STANDARDS. HEIGHT BASED ON SSMA 2001 CATALOG AND PROJECT REQUIREMENTS.
- SEE SCHEDULE FOR STUD SPACING AND GAUGE. ALL STUDS AND BRACES SHALL BE 33 KSI UNLESS NOTED OTHERWISE IN THESE DRAWINGS.
- AT ALL DOORS PROVIDE TWO TABBED 18 GAUGE STUDS AT BOTH SIDES OF JAMB.

PARTITION + FRAMING GENERAL NOTES

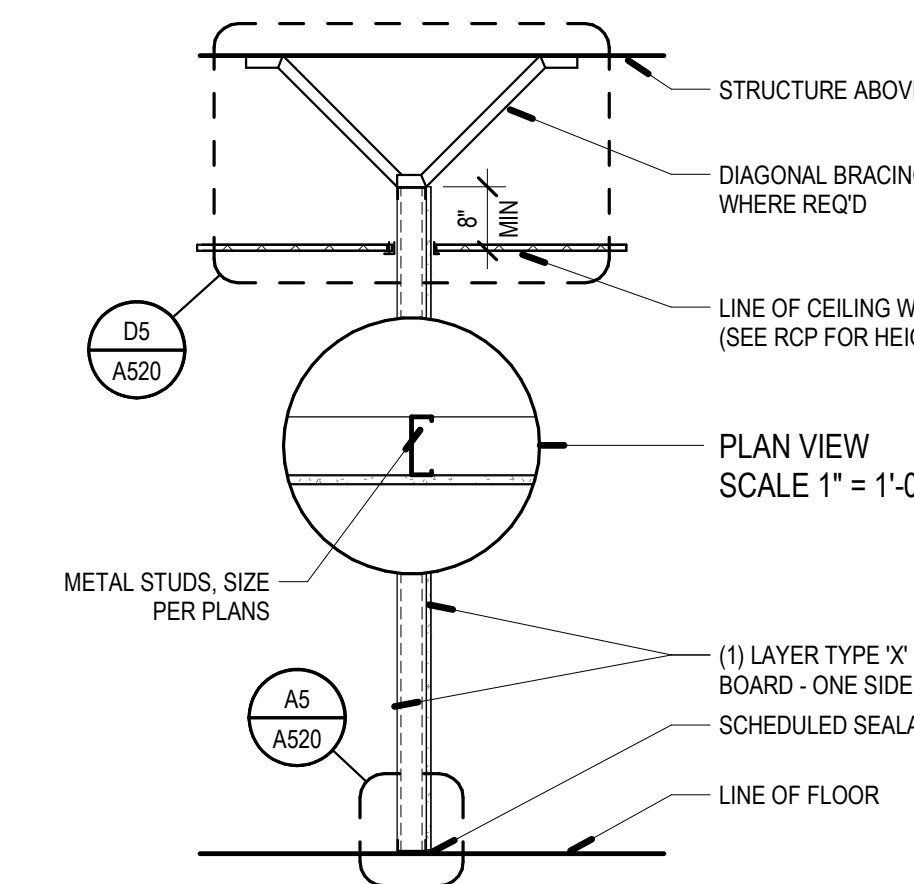
FRAMED WALL PARTITIONS

- PARTITION TYPE INDICATIONS ARE INDEPENDENT OF APPLIED FINISHES. SEE FINISH SHEETS AND INTERIOR ELEVATIONS FOR WALL FINISHES INCLUDING TILE COURSING AND LAYOUT AND/OR THE DESIGNATIONS ON THE PLANS FOR ADDITIONAL INFORMATION REGARDING APPLIED FINISHES.
- WHERE PARTITION TYPE DESIGNATION ON FLOOR PLANS IS INTERRUPTED BY DOOR OPENING, GLAZED PARTITION, ETC., CONSTRUCTION ABOVE INTERRUPTION (AND WHERE APPLICABLE BELOW) IS TO BE THE SAME AS THAT DESIGNATED FOR THE PARTITION IN WHICH THE INTERRUPTION OCCURRED.
- THE MINIMUM REQUIREMENTS FOR CONSTRUCTION OF EACH PARTITION TYPE AS EXPRESSED BY THE INDICATED REFERENCE ARE INCORPORATED BY REFERENCE AND ARE APPLICABLE TO THE WORK OF THIS PROJECT. HOWEVER, ADDITIONAL AND/OR MORE RESTRICTIVE REQUIREMENTS MAY BE INDICATED BY THE SPECIFICATIONS AND DRAWINGS. SUCH REQUIREMENTS ALSO APPLY AND SHALL GOVERN. SUCH REQUIREMENTS INCLUDE BUT ARE NOT LIMITED TO:
 - USE 5/8" THICK GYPSUM BOARD THROUGHOUT UNLESS NOTED OTHERWISE.
 - USE 16" OC MAX STUD SPACING UNLESS NOTED OTHERWISE IN THESE DOCUMENTS. THE SPACING STATED BY THE REFERENCED APPROVAL OR TEST REPORT IS THE MAX SPACING IF ALLOWED IN THESE DOCUMENTS.
 - USE STUDS OF GAUGE INDICATED ON THE DRAWINGS OR IN THE SPECIFICATIONS. THE GAUGE STATED BY THE REFERENCED APPROVAL OR TEST REPORT IS THE MINIMUM GAUGE TESTED, 20 GA (30 MLS) IS THE MINIMUM ALLOWED IN THESE DOCUMENTS.
- USE STUDS OF DEPTH INDICATED BY THIS SET OF DOCUMENTS. THE DEPTH STATED BY THE REFERENCED APPROVAL OR TEST REPORT IS THE MINIMUM DEPTH TESTED DEPTH ALLOWED IN THESE DOCUMENTS. SEE STRUCTURAL DOCUMENTS FOR ADDITIONAL INFORMATION PERTAINING TO THE CONSTRUCTION OF CONCRETE, MASONRY AND STUD WALLS.
- PROVIDE FIRE RATED CONSTRUCTION ASSEMBLIES WHERE INDICATED ON SHEETS G100 AND FLOOR PLAN DRAWINGS.
- ALL DIMENSIONS ARE CENTER OF STUD OR FACE OF CONCRETE, MASONRY OR ROUGH OPENING UNLESS NOTED OTHERWISE. FACE OF FINISHED WALL WILL BE NOTED AS FOLLOWS.
- AT ALL INTERIOR WALLS, STUDS, INSULATION AND GYPSUM BOARD ARE TO EXTEND TO THE DECK ABOVE, UNLESS NOTED OTHERWISE.
- WALL TYPES NOT NOTED ARE ASSUMED TO MATCH ADJACENT ROOMS. SEE SHEETS FOR FINISHES, NOTIFY ARCHITECT OF ANY DISCREPANCIES.
- ALL METAL STUD PARTITIONS ARE CONSIDERED ACOUSTIC PARTITIONS AND ARE TO RECEIVE A TYPE 1 SOUND ATTENUATION BLANKET, THICKNESS TO MATCH STUD DEPTH, UNLESS NOTED OTHERWISE.
- REFER TO SHEET A520 FOR TYPICAL INTERIOR WALL CONDITIONS ASSOCIATED WITH ALL METAL STUD PARTITIONS.
- PROVIDE CONTROL JOINTS IN METAL FRAMED WALLS AT APPROXIMATELY 30 FEET ON CENTER. LOCATE AT CORNER ABOVE DOORS OR INSIDE CORNER OF PILASTERS OR OTHER INCONSPICUOUS LOCATION WHERE POSSIBLE. CONSULT WITH ARCHITECT PRIOR TO COMMENCING FRAMING. INSTALL PER DETAILS ON SHEET A520 FOR CONTROL JOINTS.
- AT WALL OPENINGS FOR PENETRATION OF PIPES, DUCTS, DEVICES, ETC., GYPSUM BOARD IS TO BE CUT TO MATCH THE SHAPE AND DIMENSION OF THE PENETRATING OBJECT AND THE GAP BETWEEN THE OBJECT AND THE WALL IS TO BE SEALED W/ ACOUSTICAL OR FIRE SEALANT ON ALL SIDES WITH A 3/4" JOINT AT ALL SIDES, MAXIMUM. THE OPENING FOR DUCTS OR LARGE PENETRATIONS SHALL BE FRAMED WITH A HEADER, ADD AN ANGLED CORNER BRACE IF THE GAP EXCEEDS 3" FROM FRAMING TO THE OPENING.
- PROVIDE BLOCKING / BACKING FOR ALL WALL MOUNTED EQUIPMENT. SEE FLOOR PLANS AND INTERIOR ELEVATIONS FOR CABINETS, GRAB BARS ETC. INSTALL BLOCKING AS DETAILED OR AS REQUIRED TO MOUNT SUCH DEVICES. ALL BLOCKING IS TO BE FIRE RETARDANT TREATED.
- WHERE THERE IS LIMITED WATER EXPOSURE, INSTALL ONE LAYER OF 5/8" TYPE X WATER RESISTANT GYPSUM BOARD PER ASTM C1396 (WHERE GYPSUM BOARD OCCURS) OF BASIC PARTITION AT THE FOLLOWING LOCATIONS:
 - WITHIN 2 FEET HORIZONTALLY AND 4 FEET VERTICALLY OF JANITORS SINKS
 - AT OTHER LOCATIONS, I.E. TOILET ROOMS AND KITCHENS, AND AS INDICATED ON THE ARCHITECTURAL FINISH PLANS AND ELEVATIONS.
- INSTALL ONE LAYER OF 5/8" GLASS MAT TILE BACKER BOARD IN LIEU OF GYPSUM BOARD (WHERE GYPSUM BOARD OCCURS) OF BASIC PARTITION WHERE THERE IS NO FIRE RATING AND OVER GYPSUM BOARD FACE LAYER AT FIRE RATED PARTITIONS AT THE FOLLOWING LOCATIONS:
 - WHERE CERAMIC TILE FINISHES ARE INDICATED PER THE FINISH PLANS AND/OR INTERIOR ELEVATIONS.
 - AT OTHER LOCATIONS AS INDICATED BY THE ARCHITECTURAL FINISH PLANS AND ELEVATIONS.
- AT WET LOCATIONS, SUCH AS SHOWER STALLS AND TUB SURROUNDS.
 - WHERE CERAMIC TILE FINISHES ARE INDICATED PER THE FINISH PLANS AND/OR INTERIOR ELEVATIONS.
 - AT OTHER LOCATIONS AS INDICATED BY THE ARCHITECTURAL FINISH PLANS AND ELEVATIONS.
- WHERE NEW WALLS OR FURRING ARE INDICATED TO BE DIMENSIONED OFF OF AN EXISTING WALL, THE NEW WALL SHALL BE STRAIGHT AND PLUMB REGARDLESS OF THE CONDITION OF THE EXISTING WALL.
- ALL EXTERIOR STUD WALLS TO HAVE CONTINUOUS INSULATION, VAPOR BARRIER AND AIR INFILTRATION BARRIER FOR THE FULL HEIGHT AND LENGTH OF THE WALL SEAL ALL PENETRATIONS.
- THE AIR INFILTRATION BARRIER IS TO WRAP INTO ALL WINDOW AND DOOR OPENINGS.



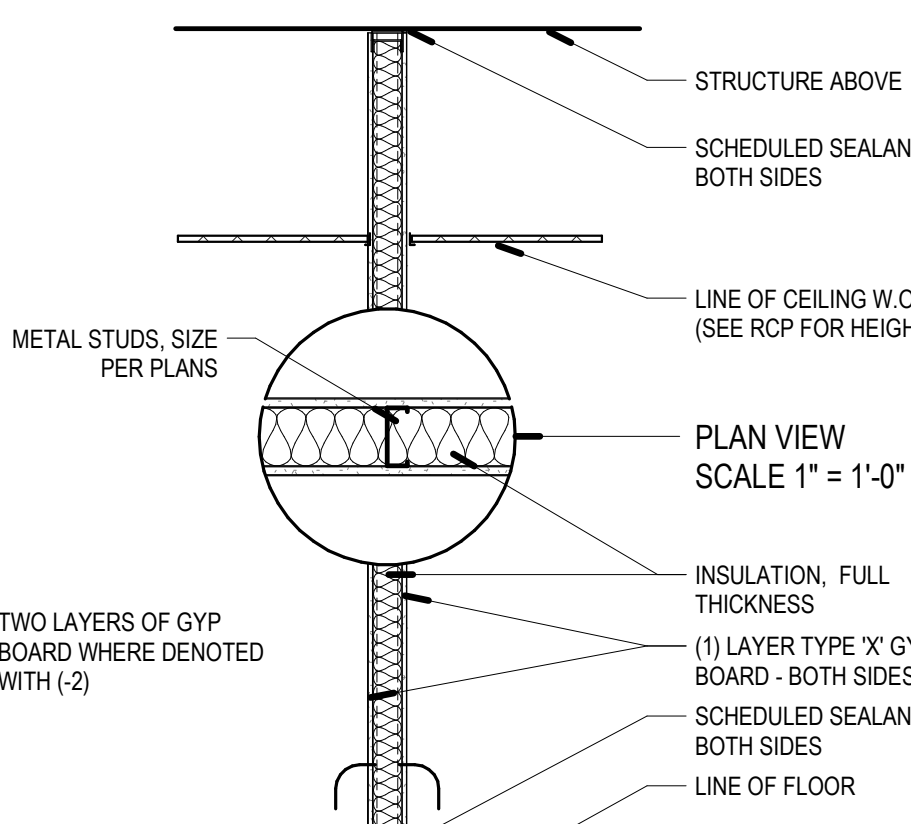
B5 PARTITION - 9Gx - PARTIAL HEIGHT

SCALE: 1/2" = 1'-0"



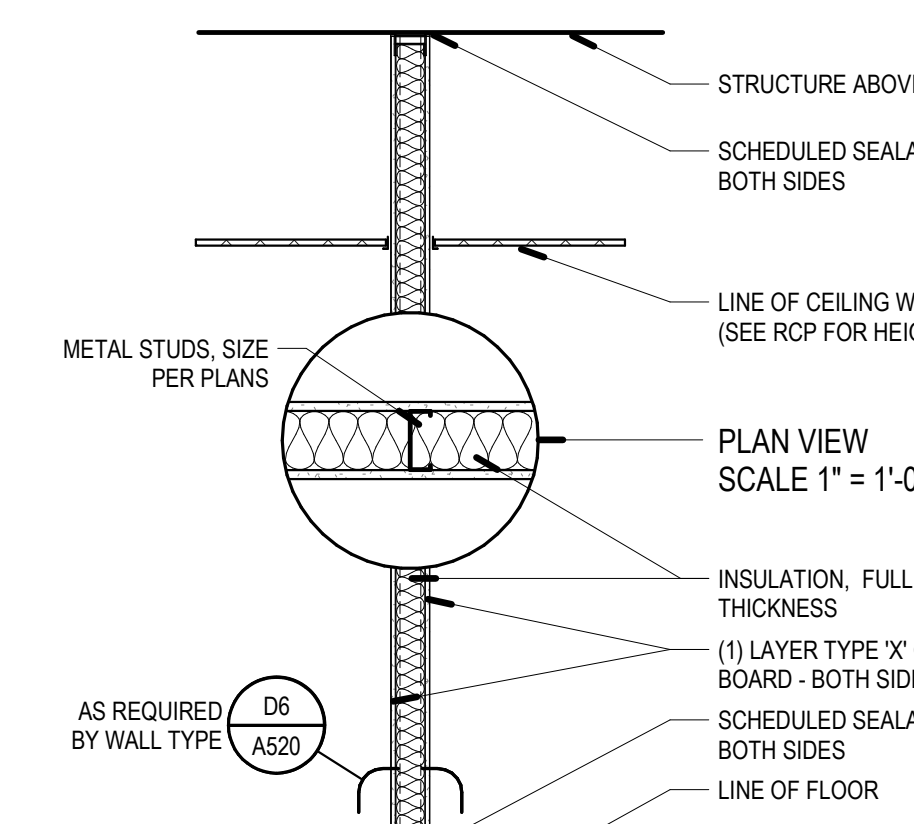
B6 PARTITION - 9Dx

SCALE: 1/2" = 1'-0"



A5 PARTITION - 9Ax-S - METAL STUD - BATT INSUL

SCALE: 1/2" = 1'-0"



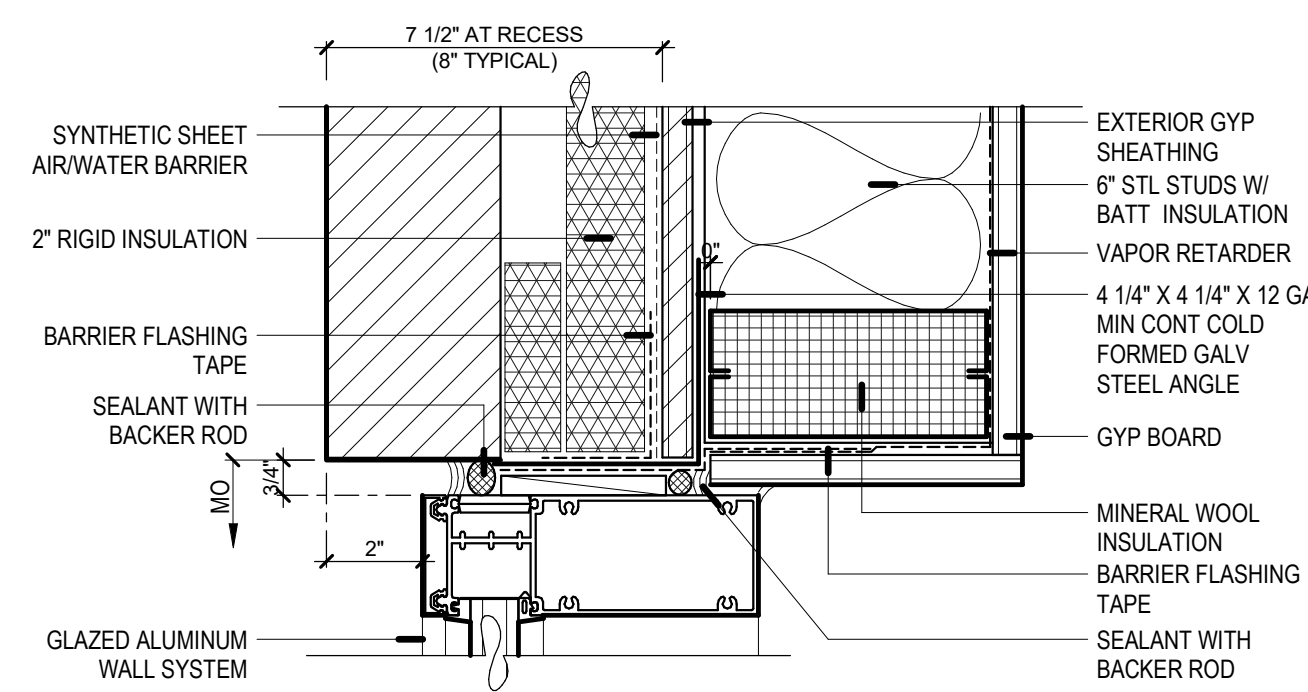
A6 9Ax AND 9Ax-1 - METAL STUD - BATT INSUL

SCALE: 1/2" = 1'-0"

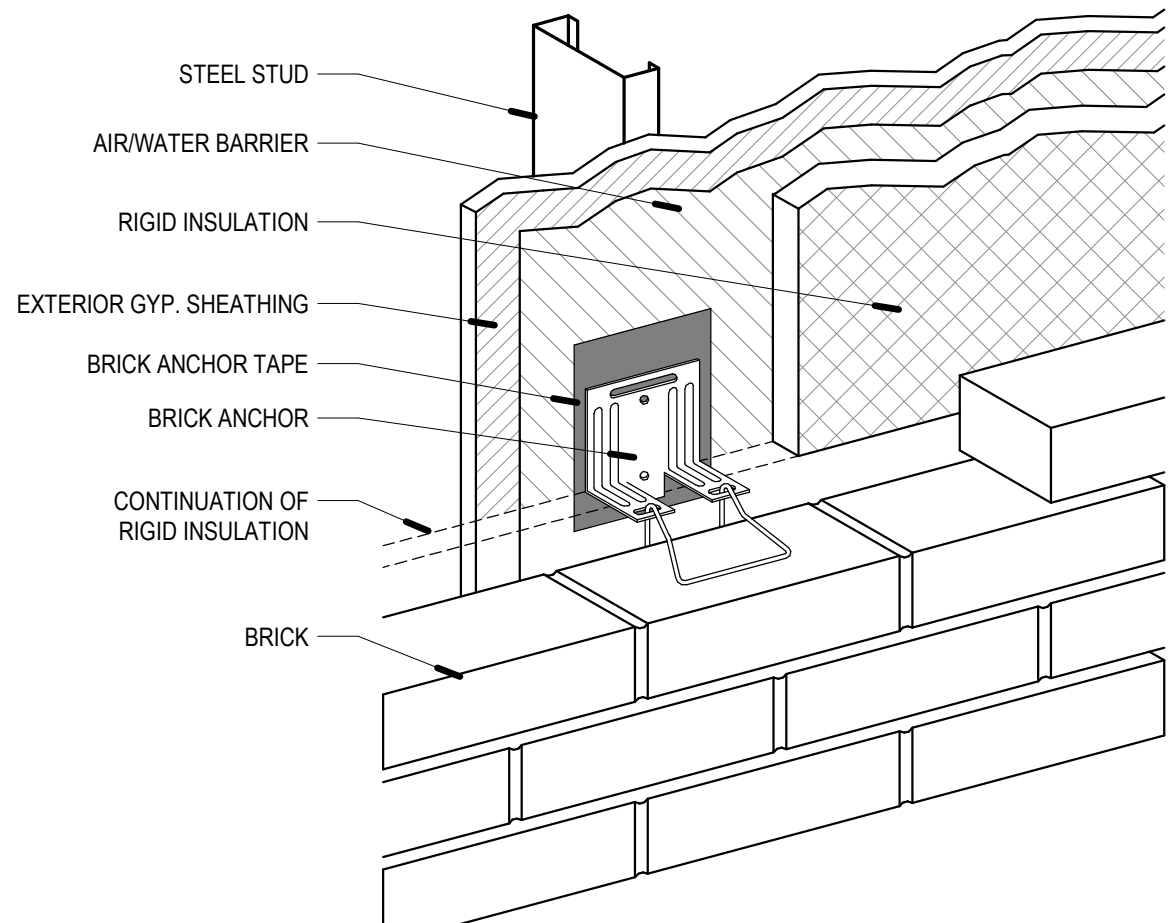


REV	DATE	DESCRIPTION
-----	------	-------------

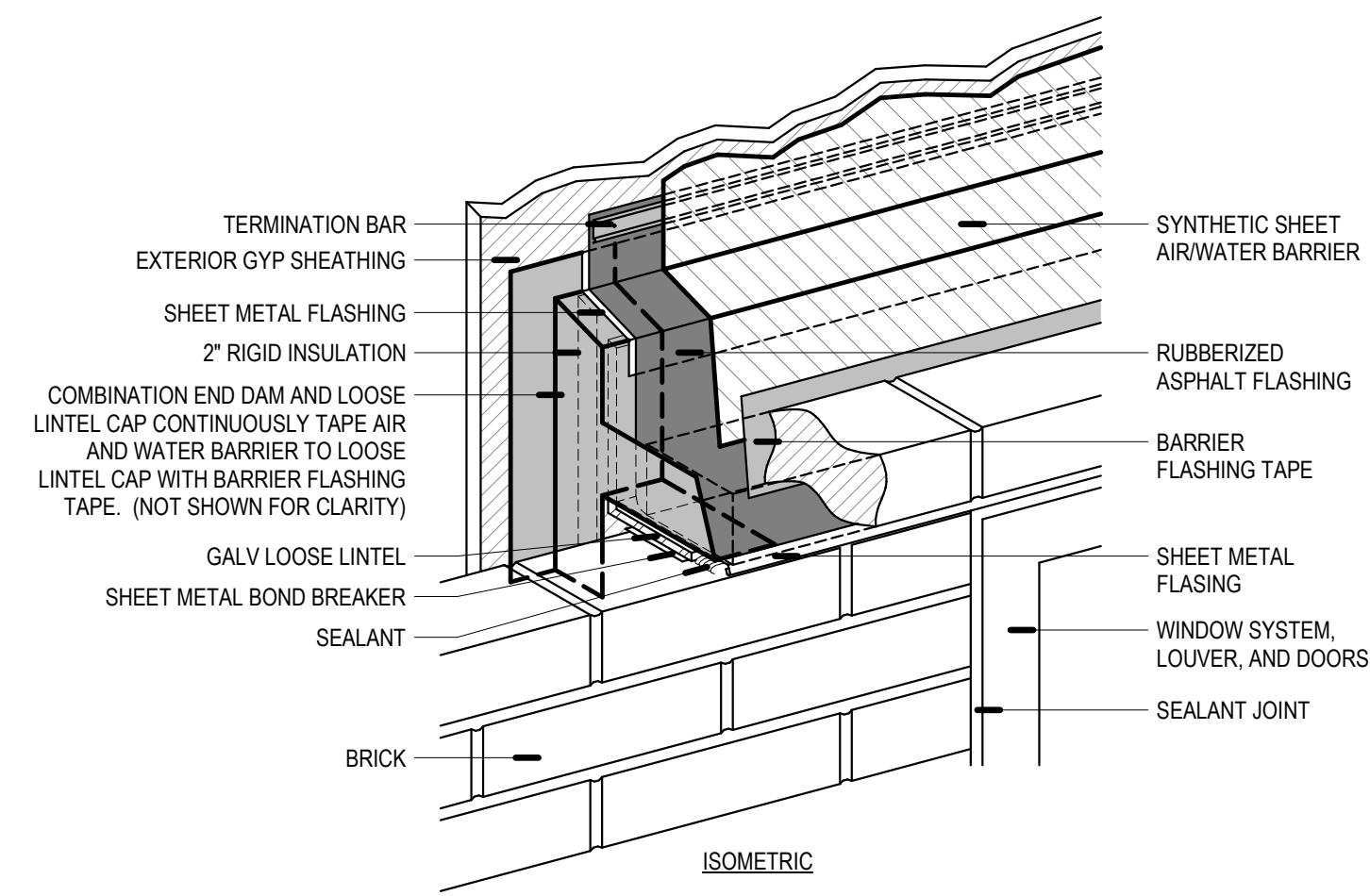
VCBO NUMBER: 20230
CLIENT NUMBER:
DATE: 2020.10.30



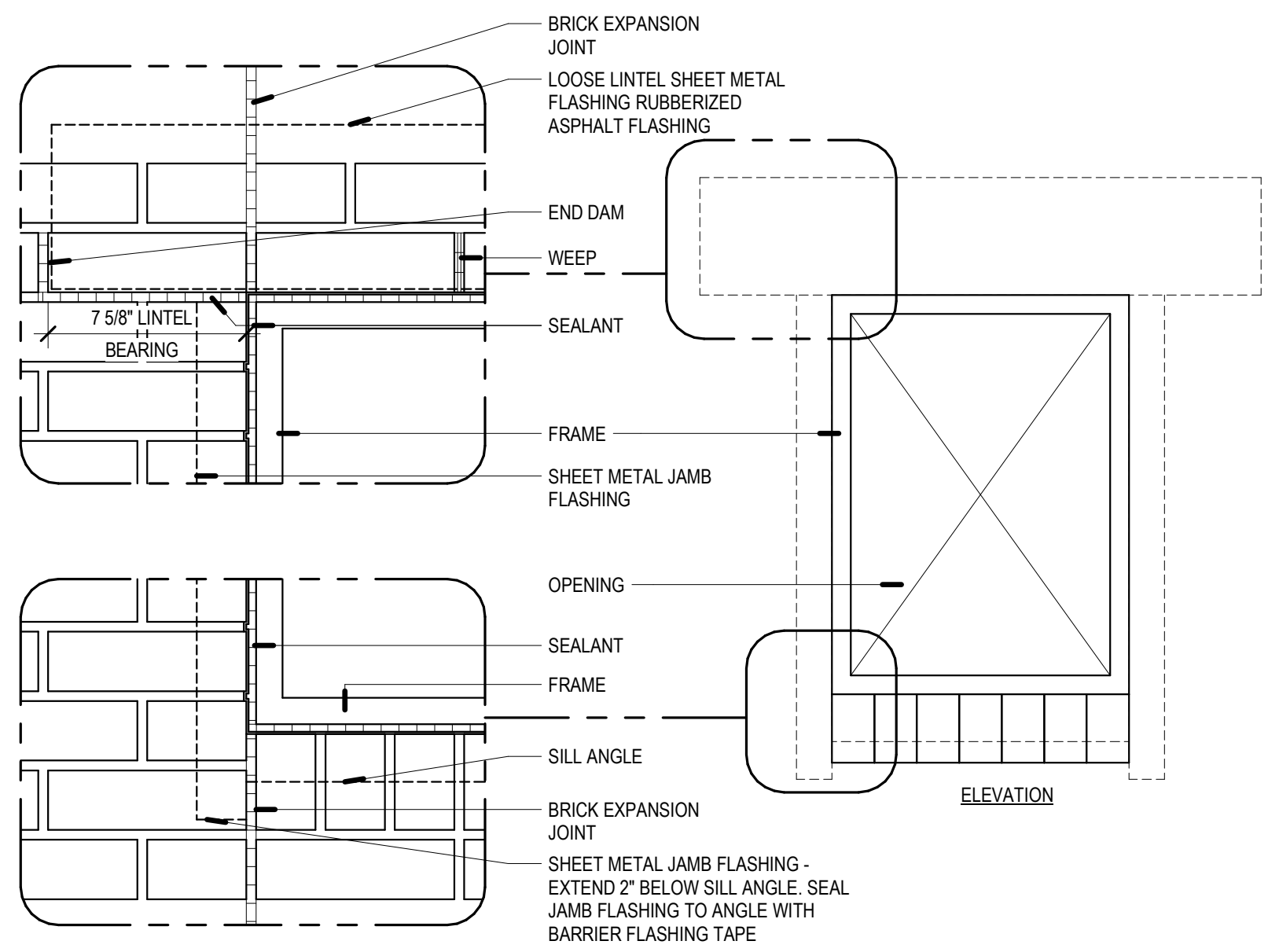
E1 BRICK WINDOW JAMB DETAIL
SCALE: 3" = 1'-0"



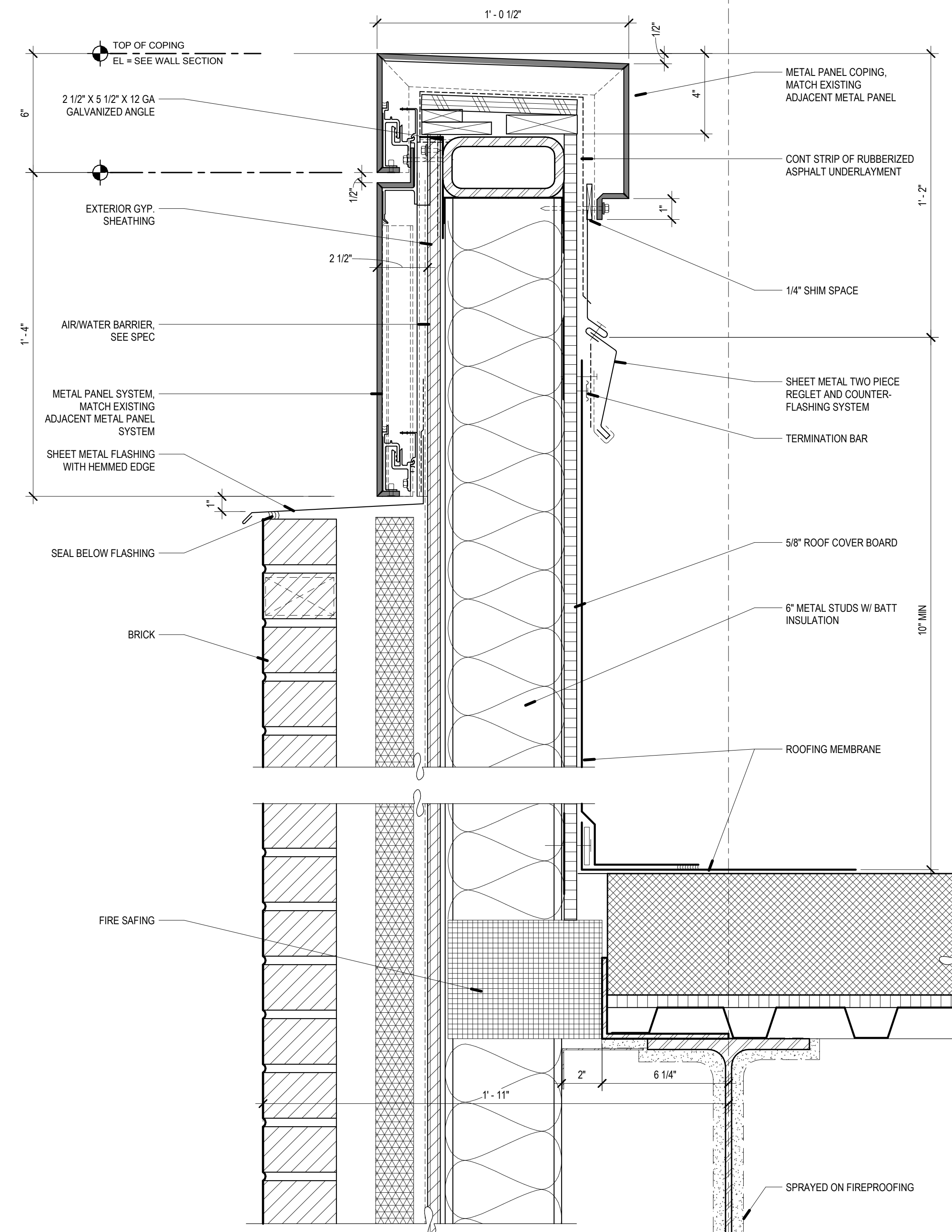
C1 BRICK ANCHOR
SCALE: 1 1/2" = 1'-0"



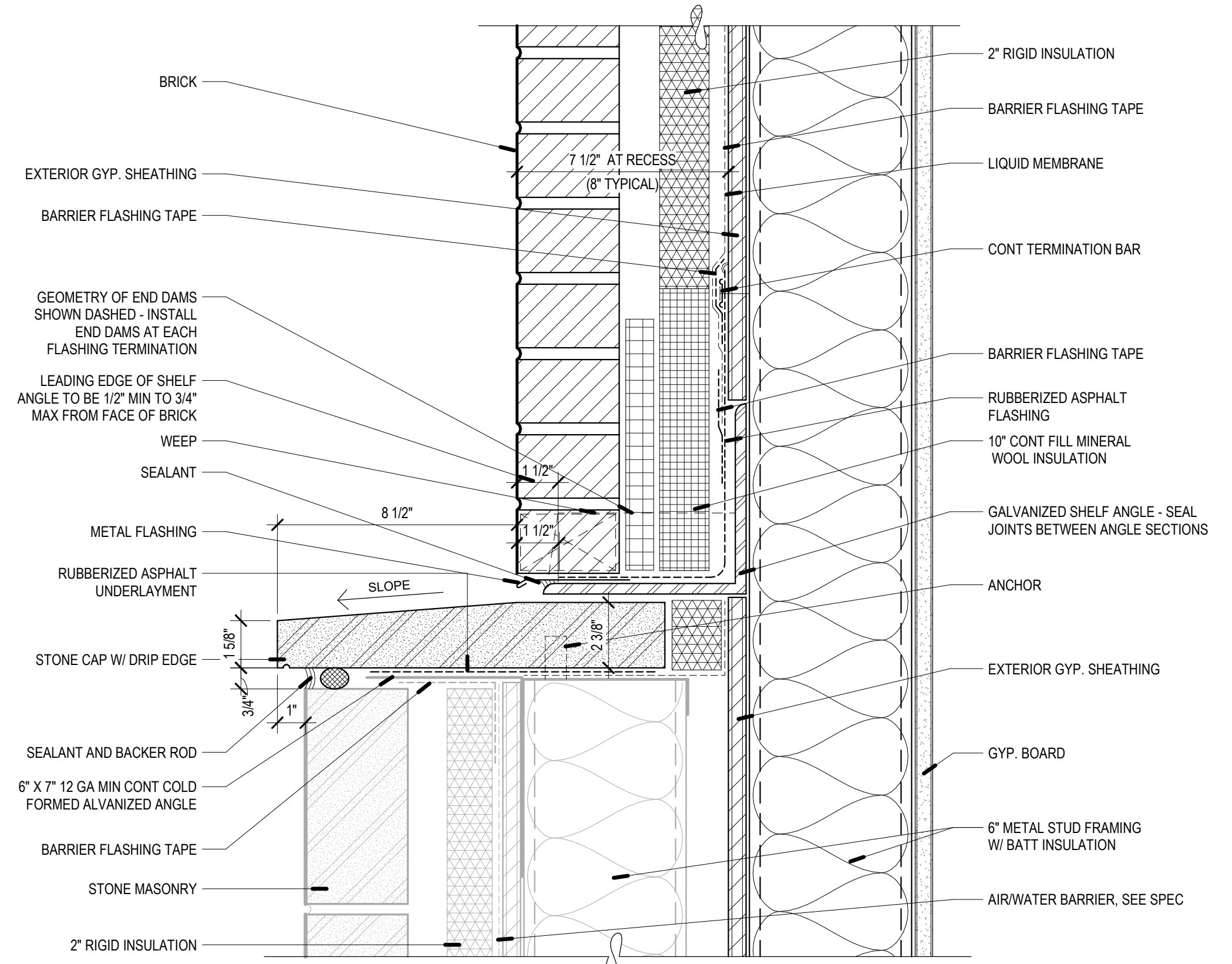
C3 PARAPET TYP
SCALE: 3" = 1'-0"



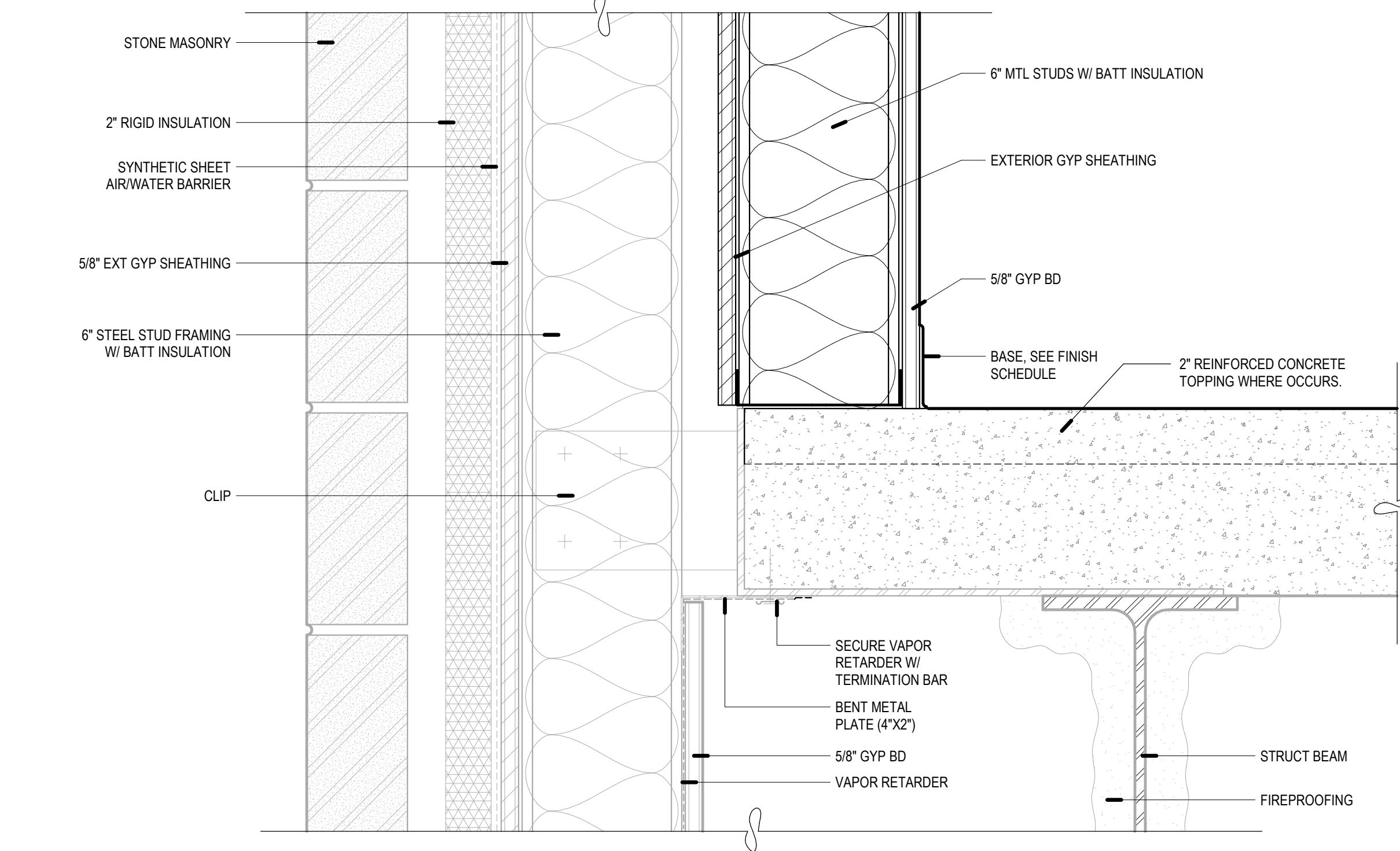
A1 EXPANSION JOINT @ WINDOW OPENING
SCALE: 1 1/2" = 1'-0"



E5 BRICK WINDOW SILL DETAIL
SCALE: 3" = 1'-0"



C5 METAL STUD @ PLANE CHANGE
SCALE: 3" = 1'-0"


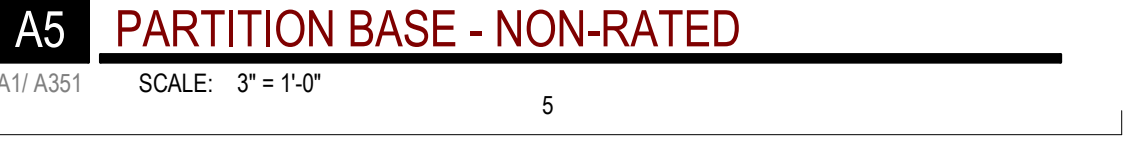

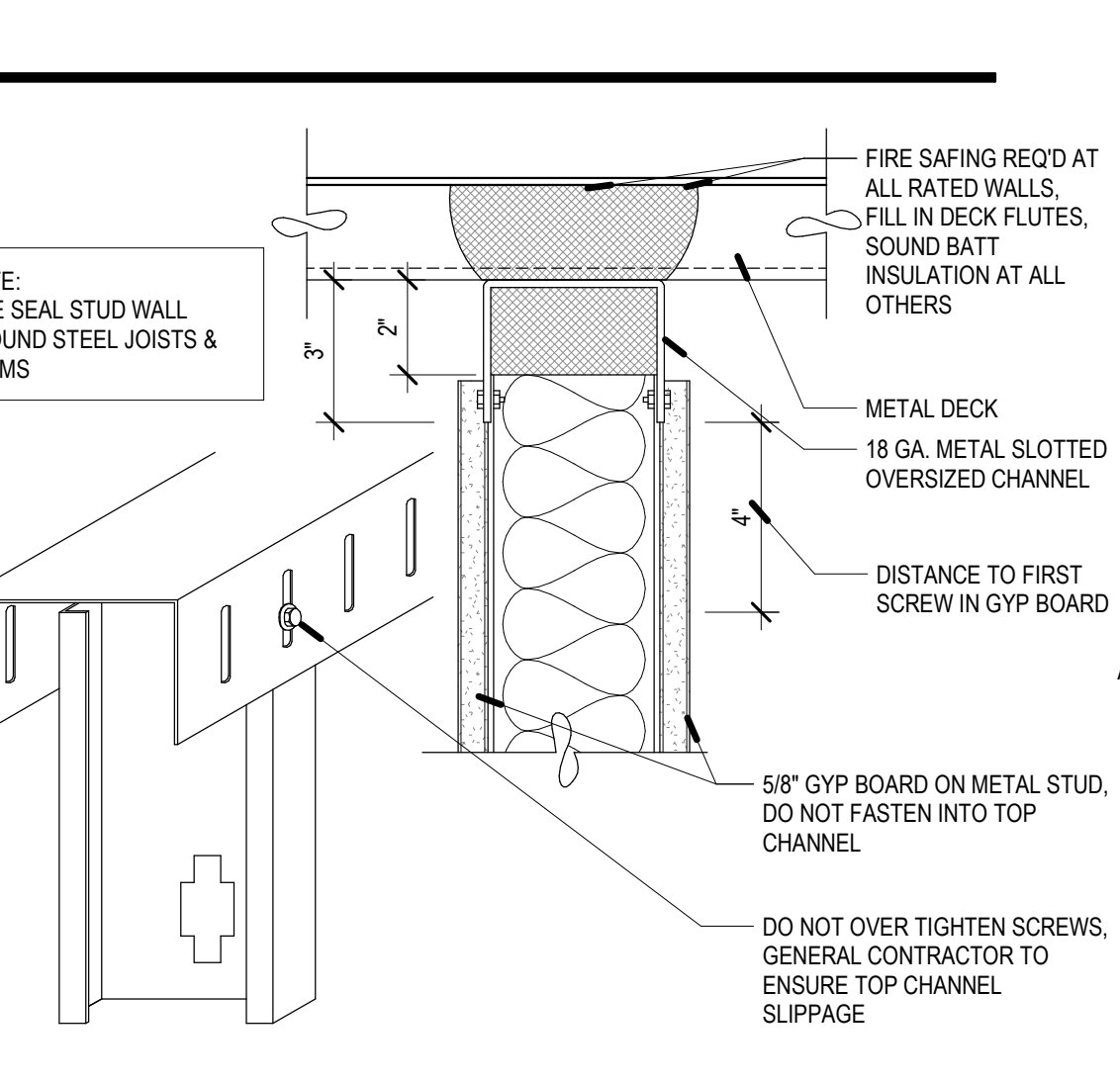
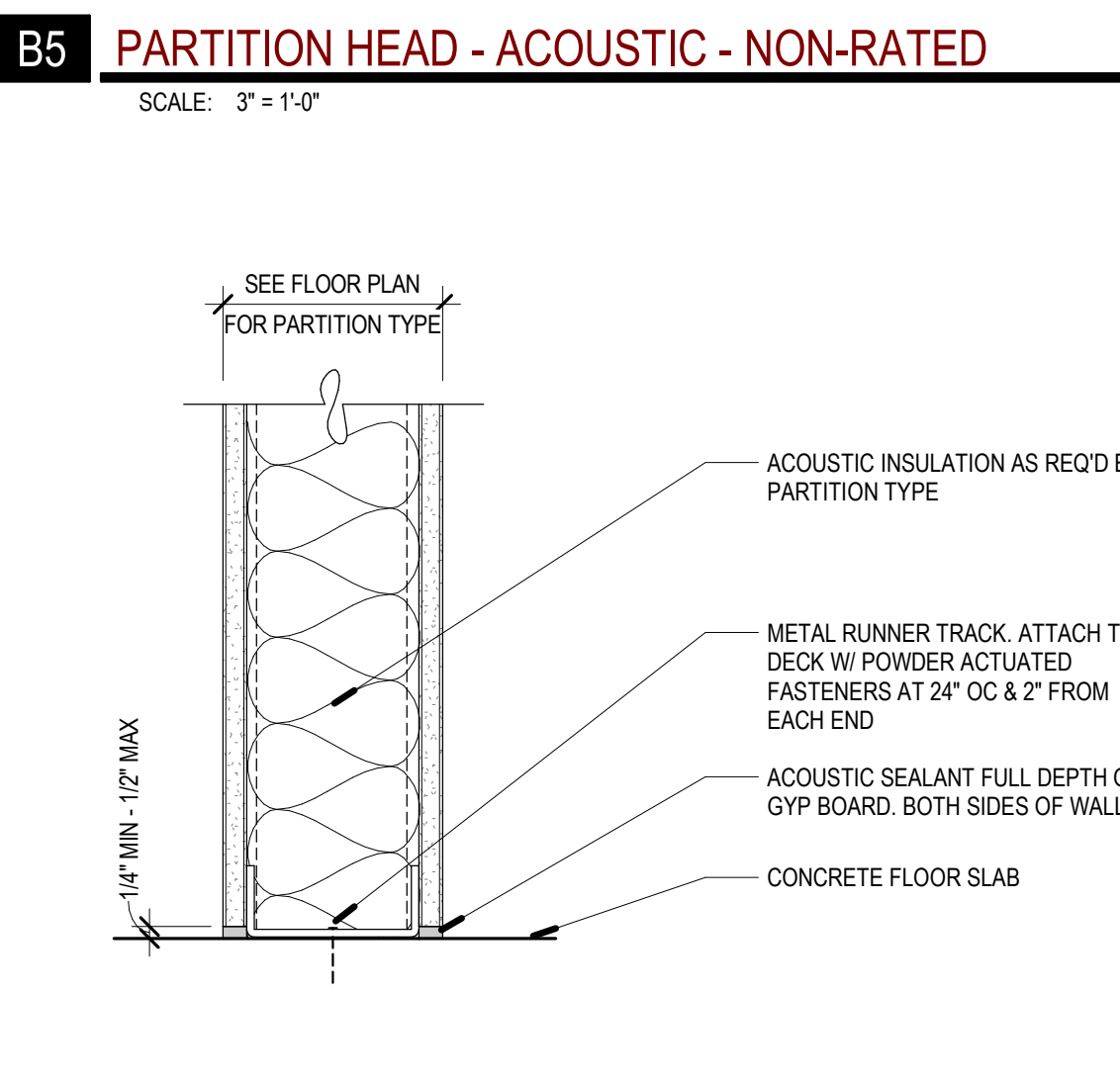
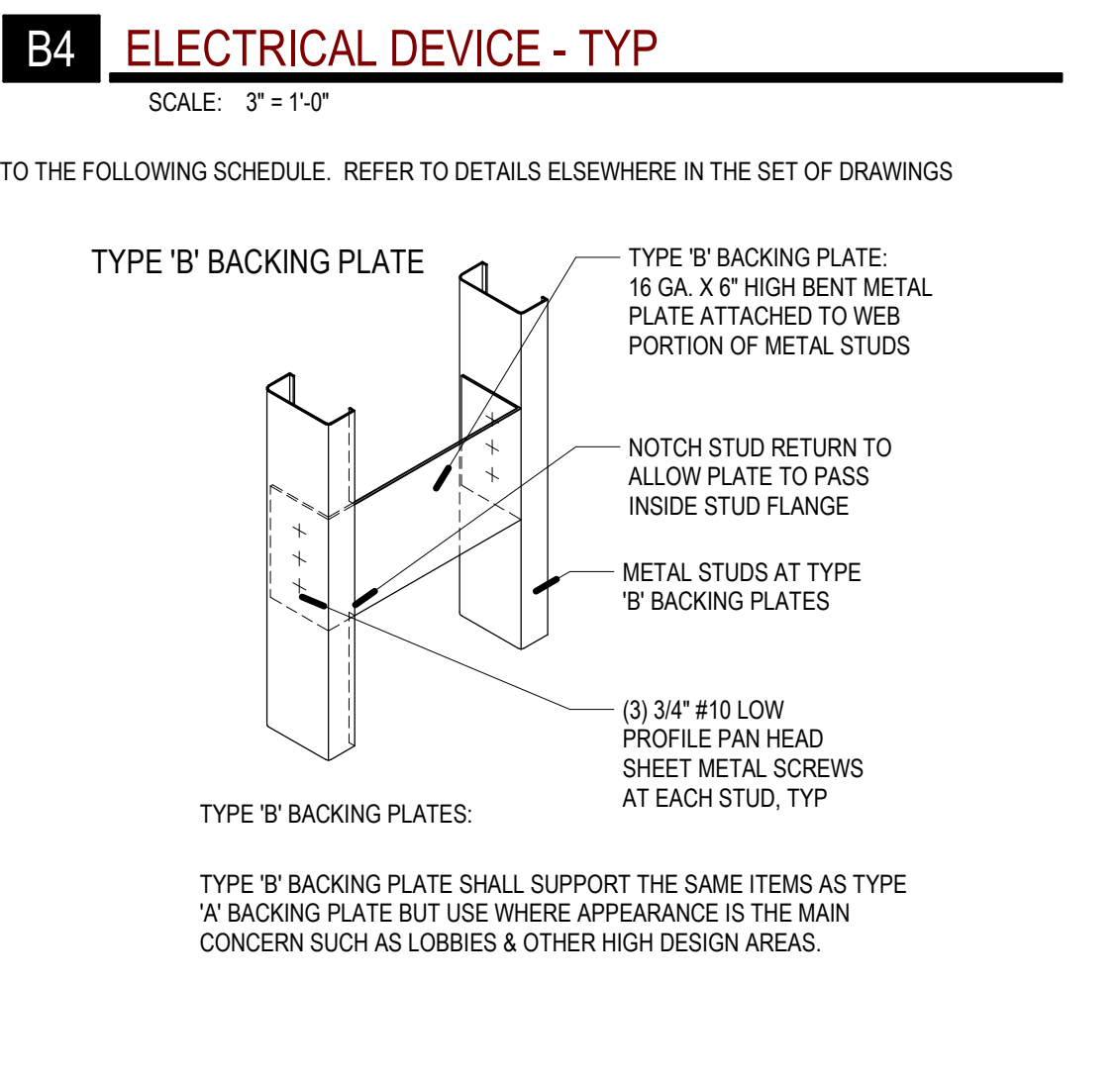
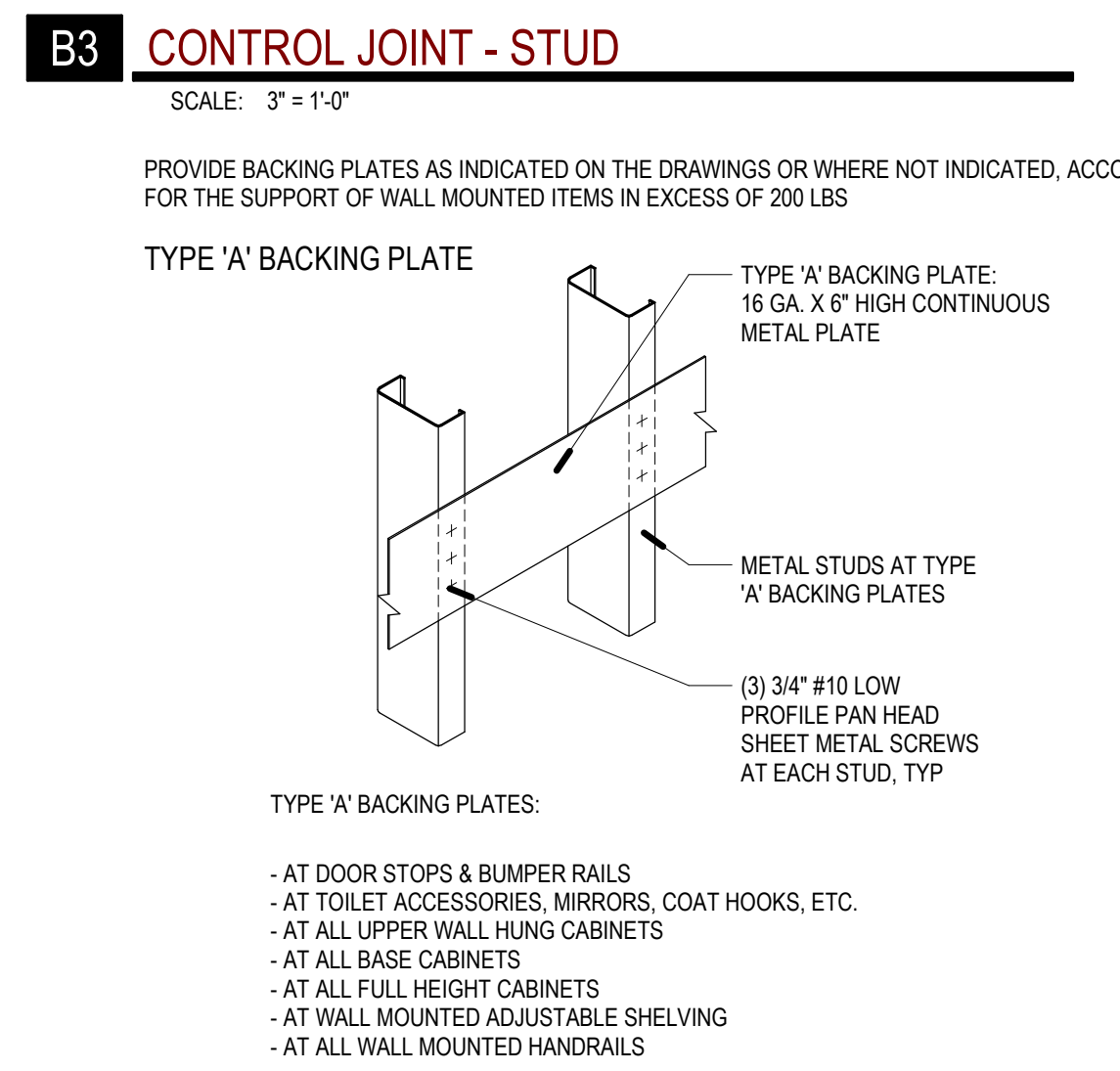
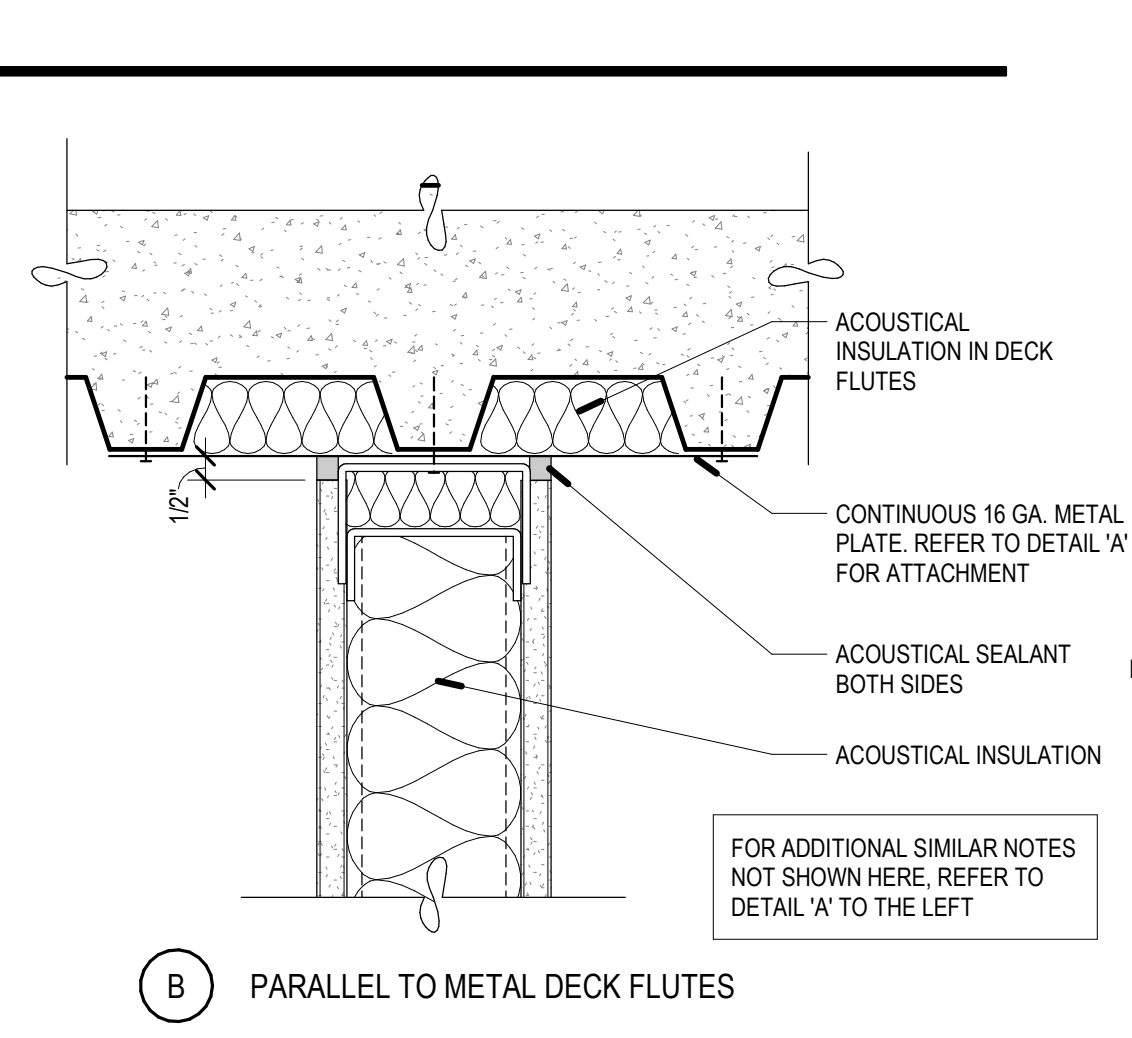
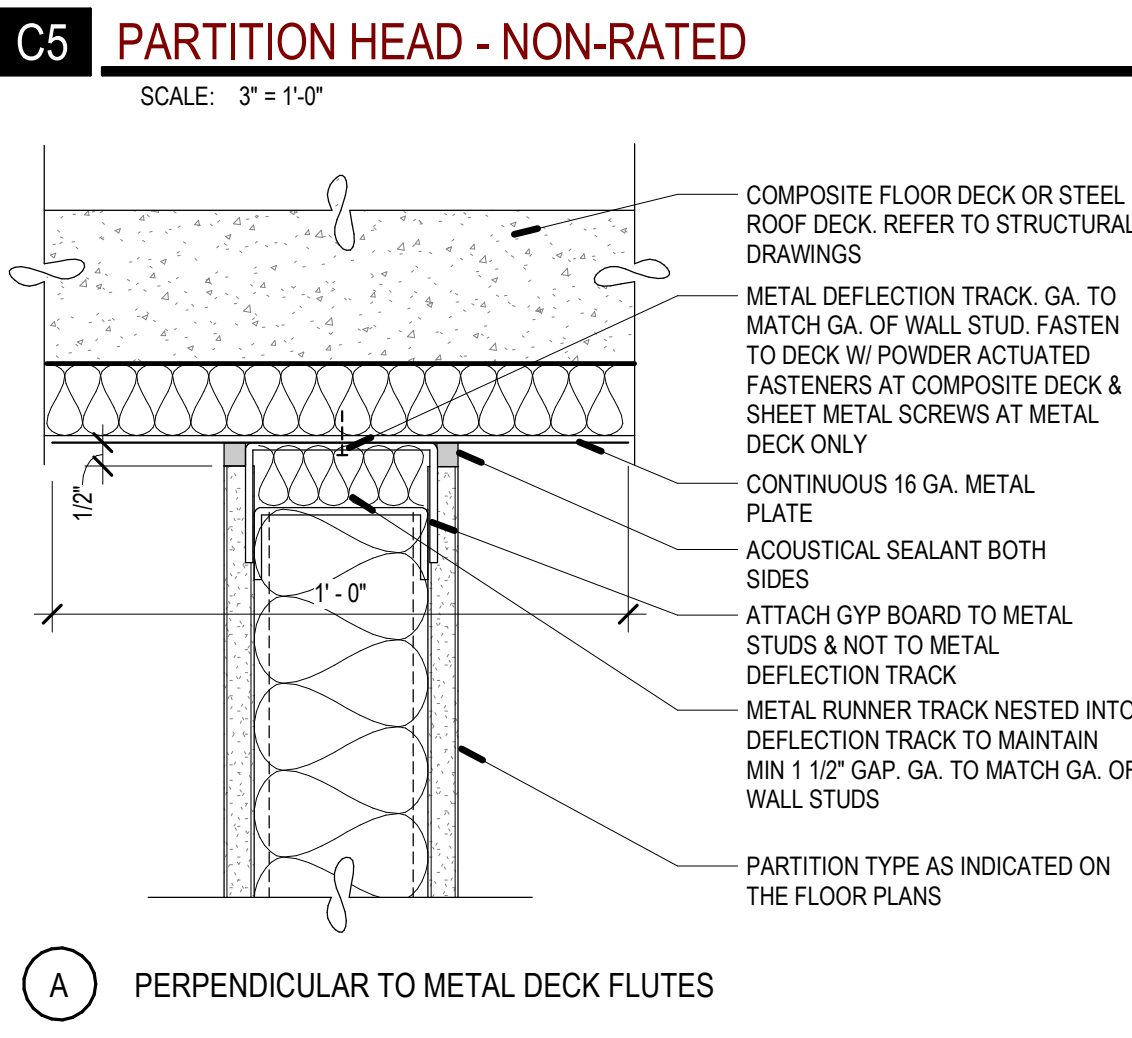
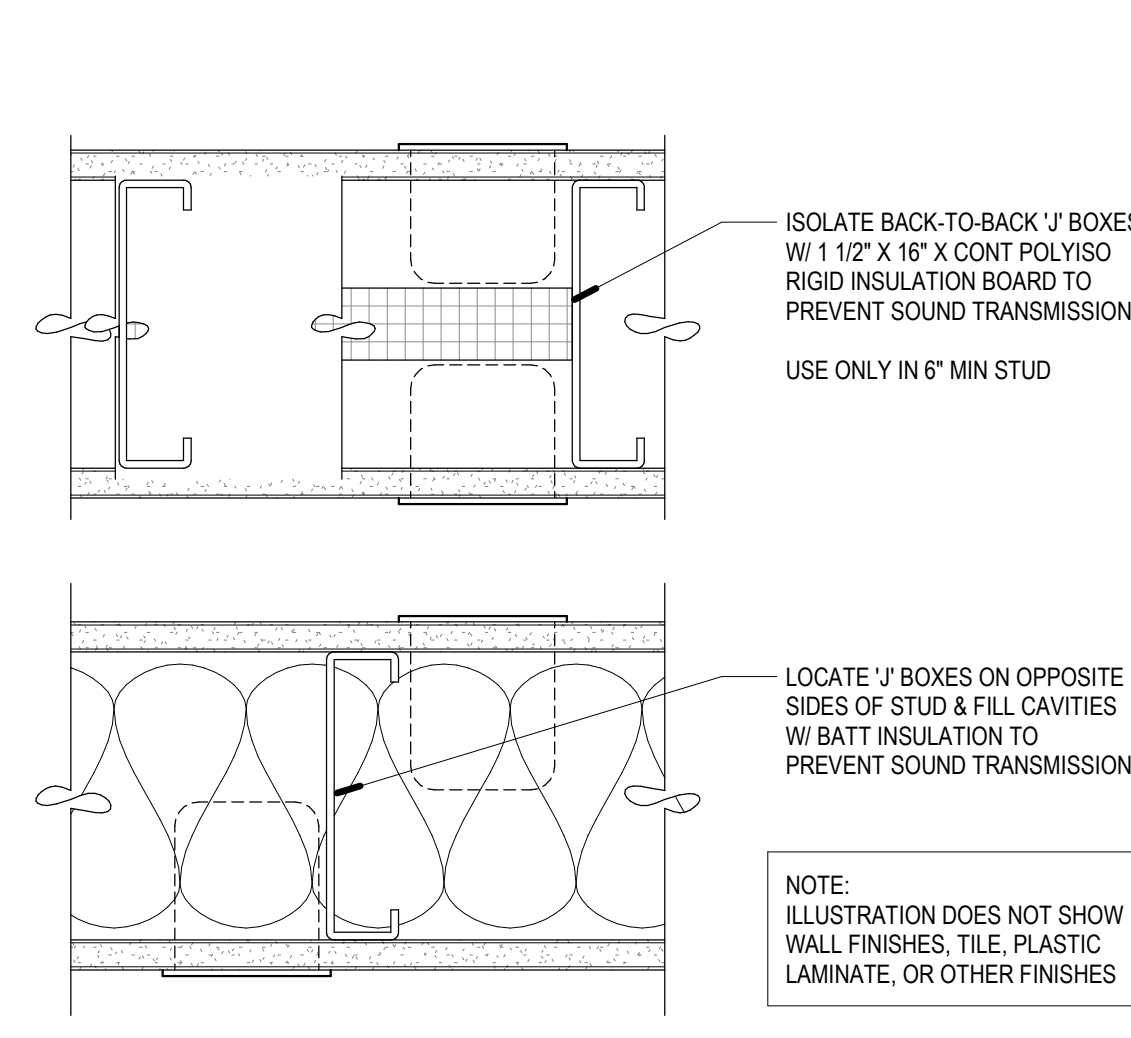
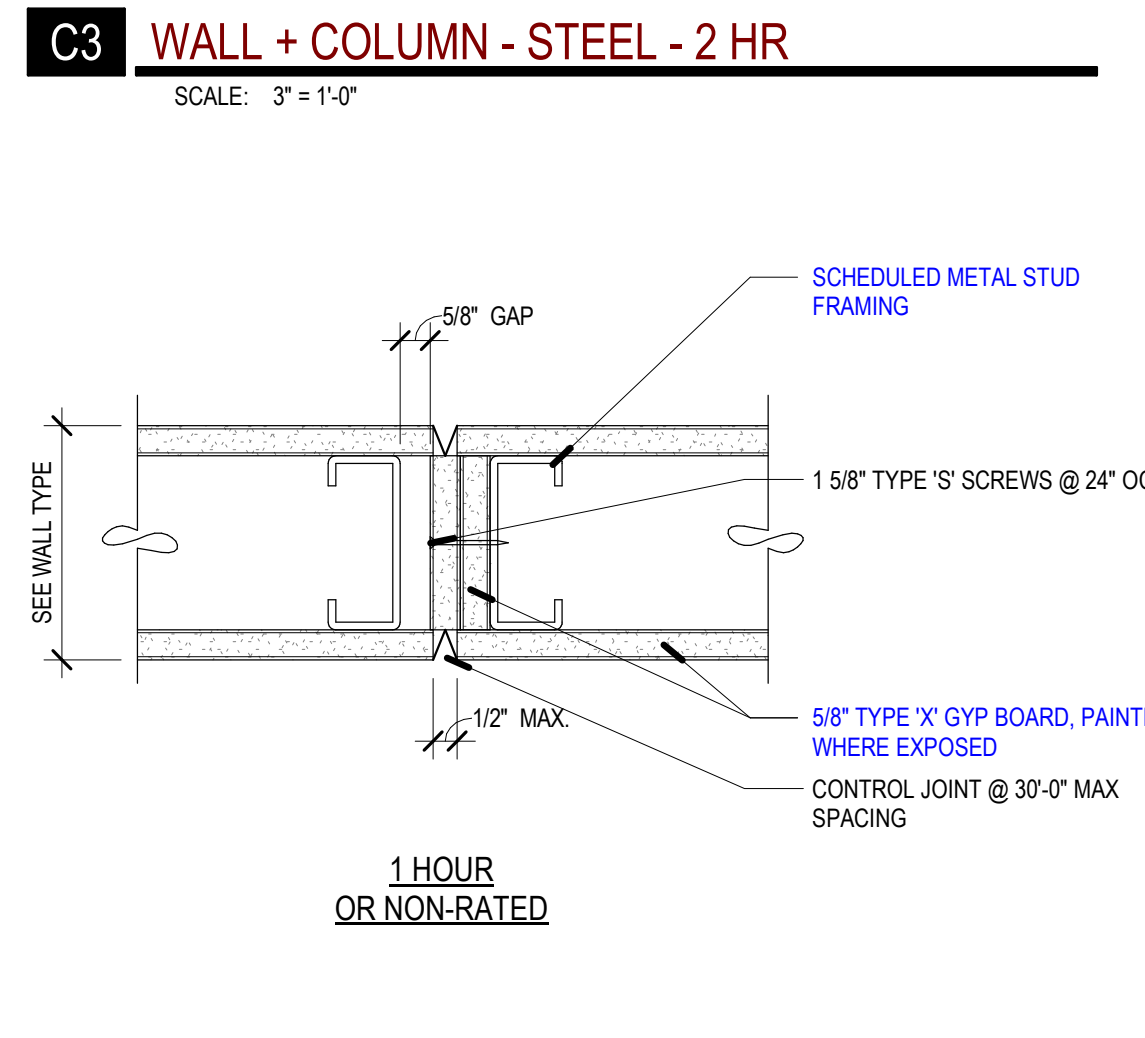
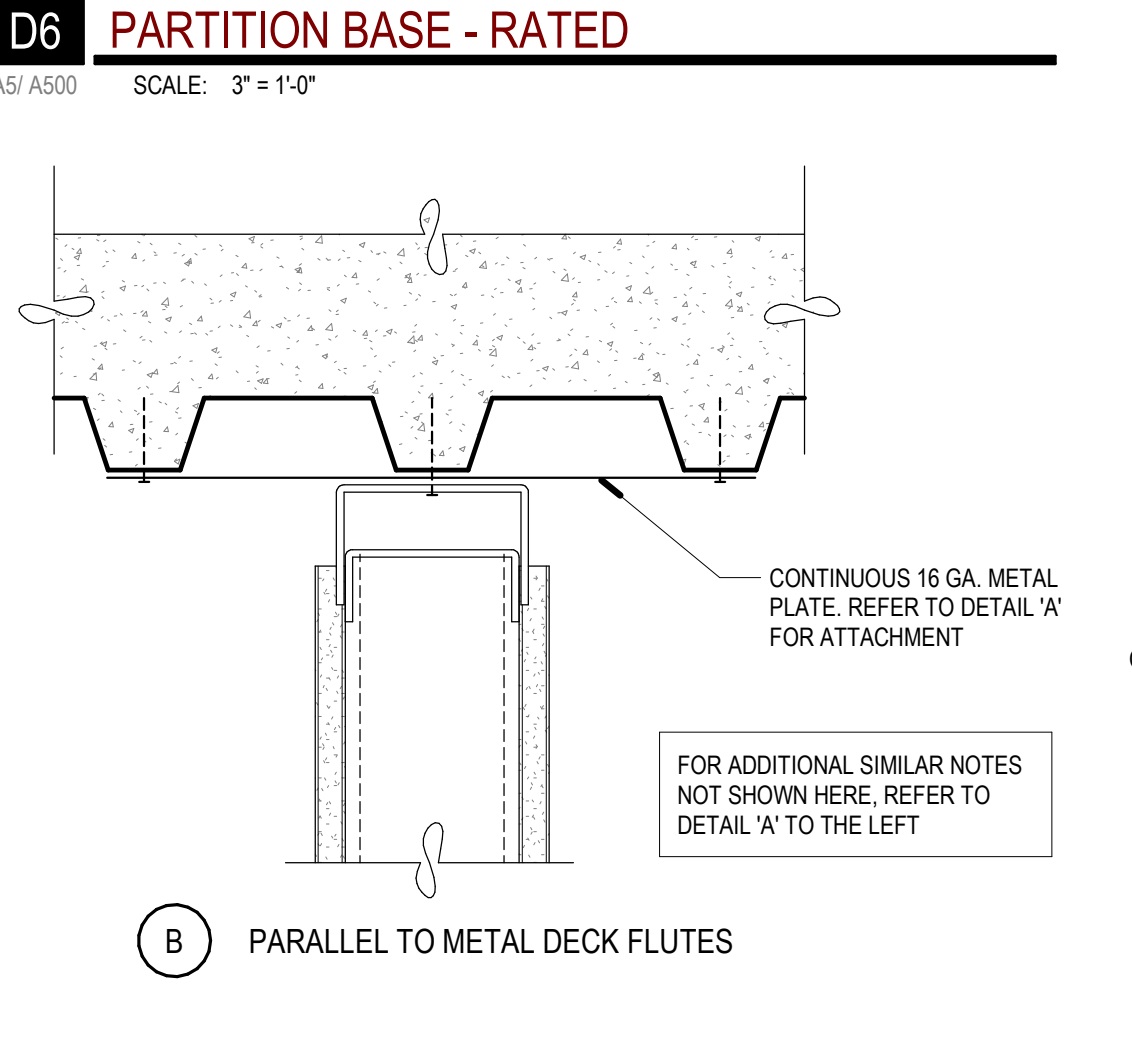
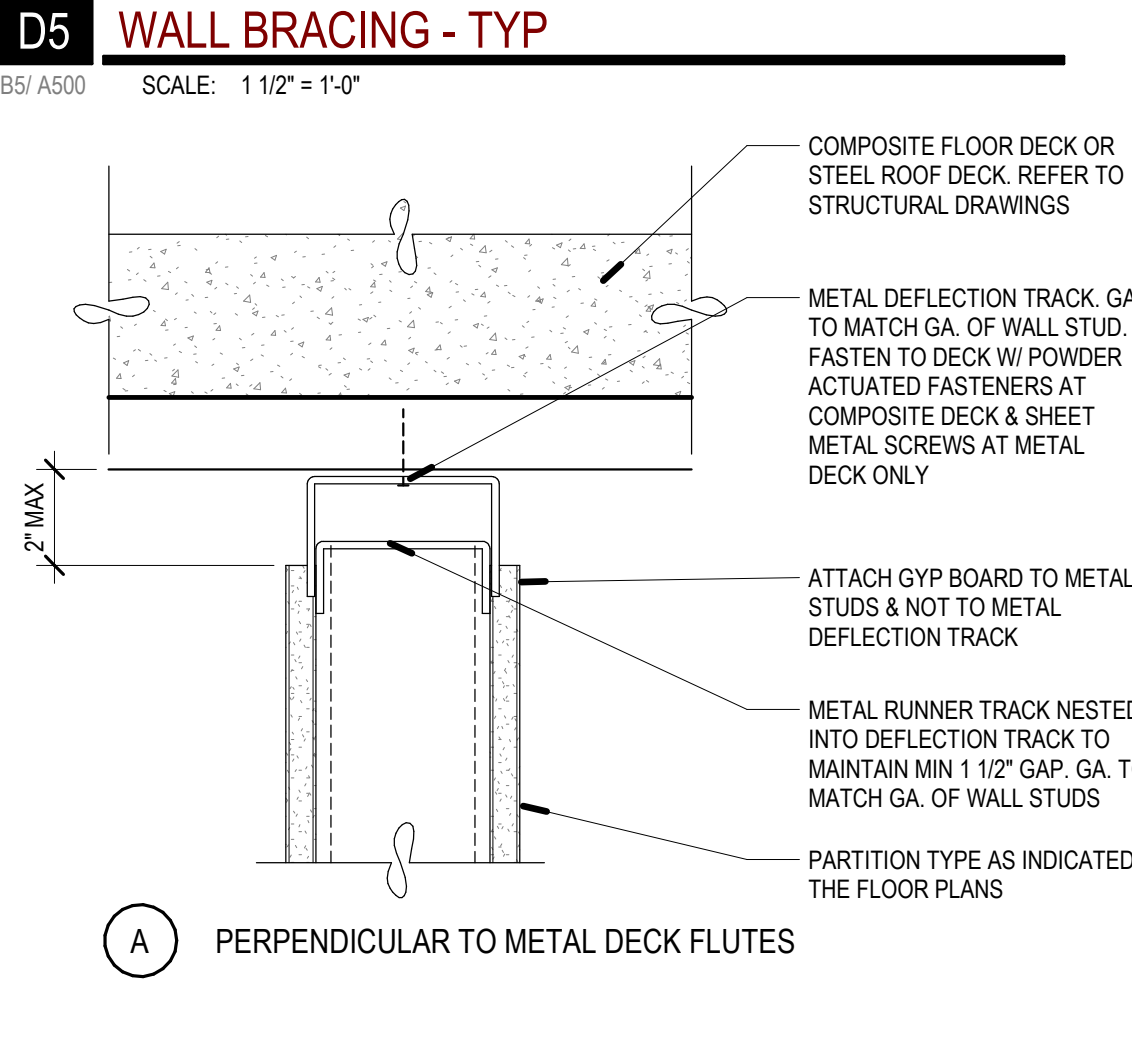
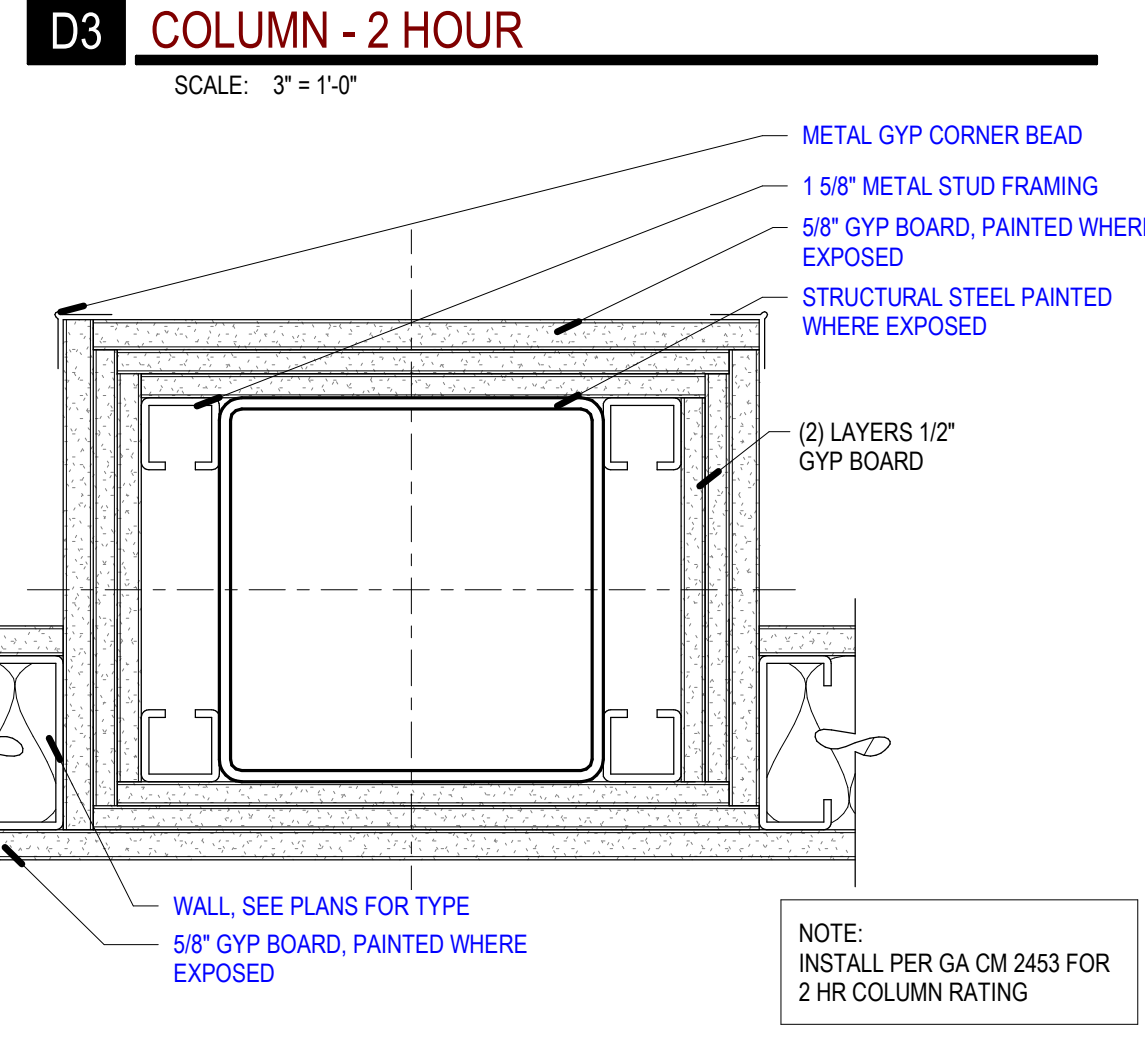
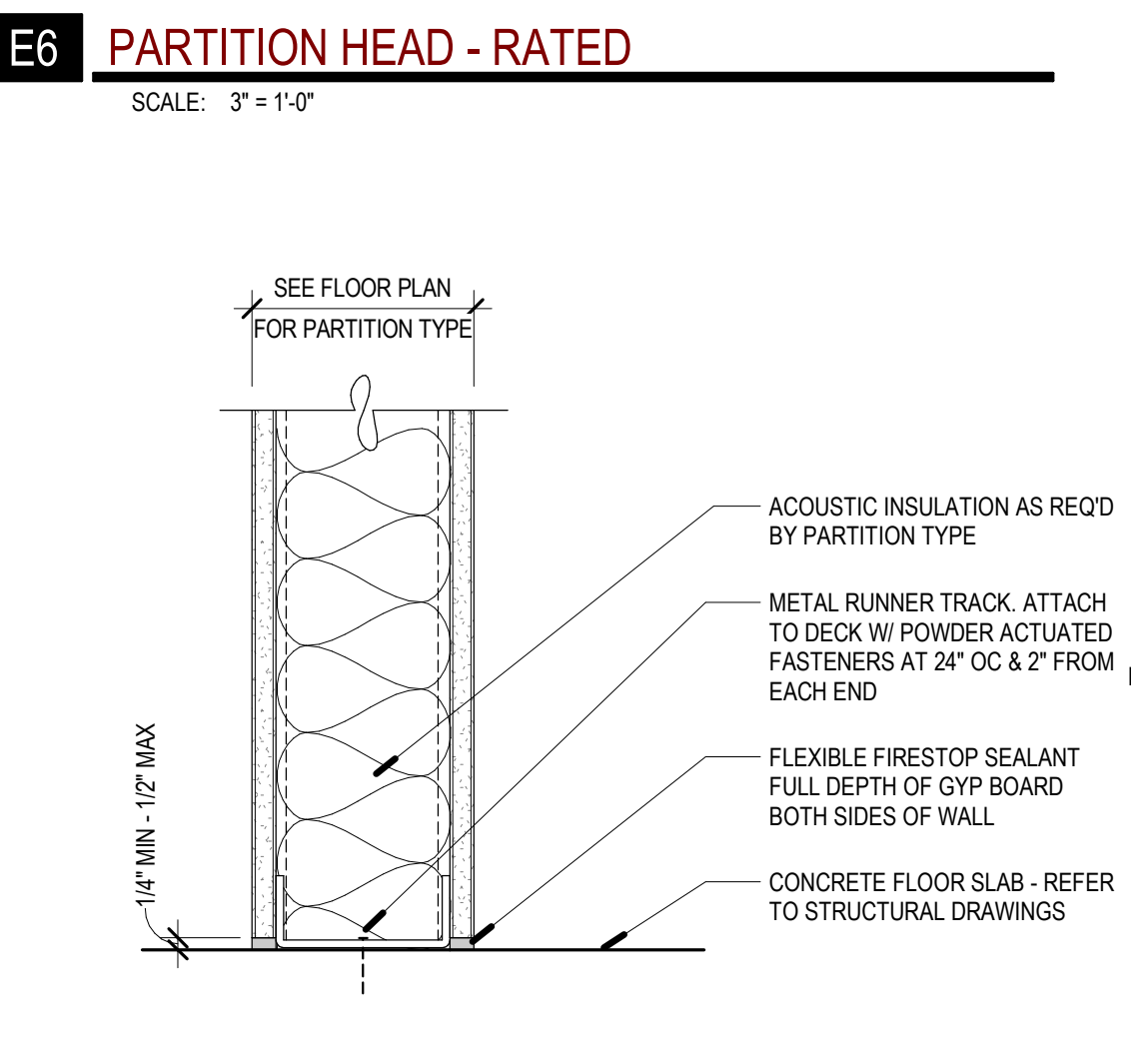
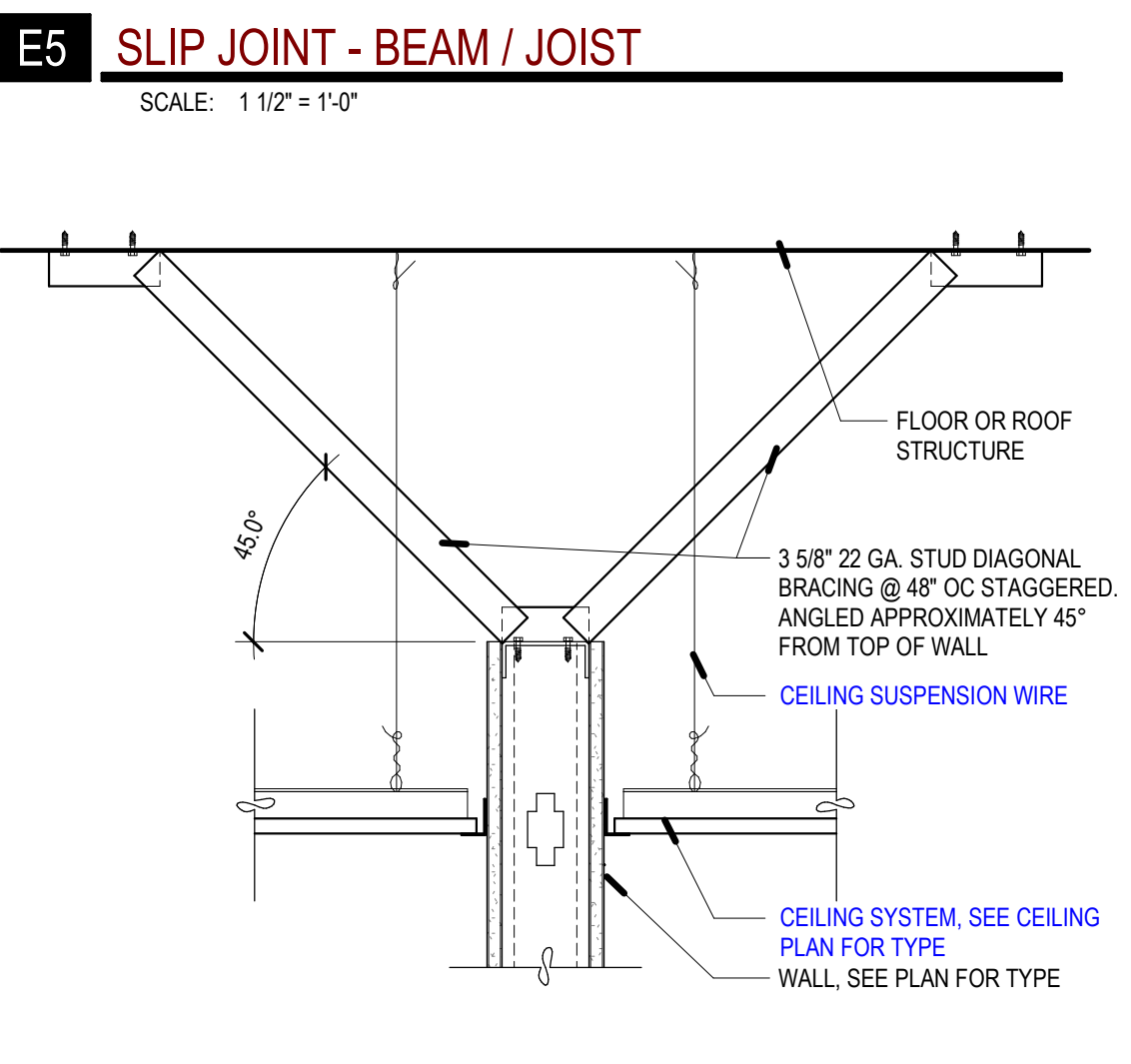
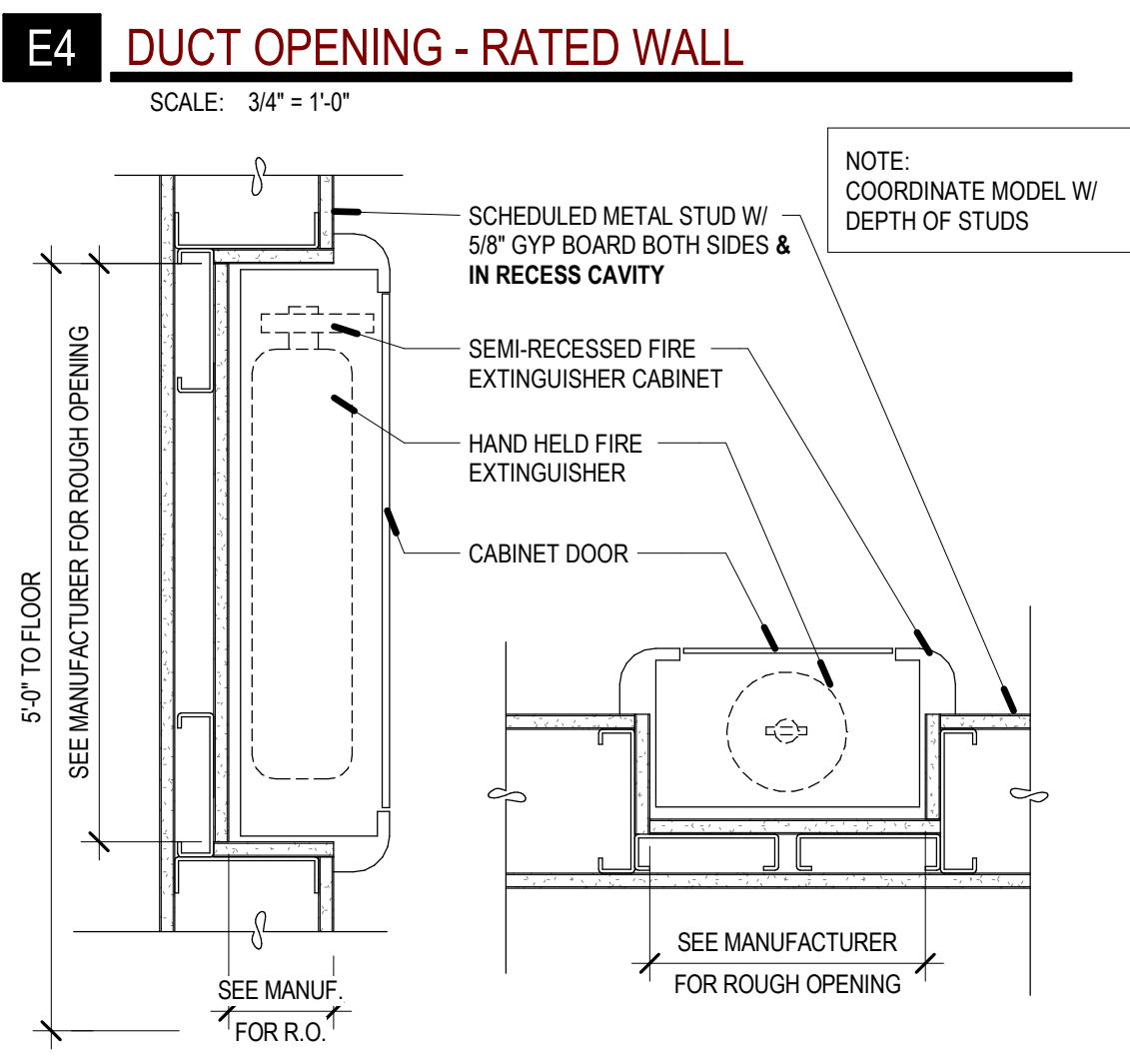
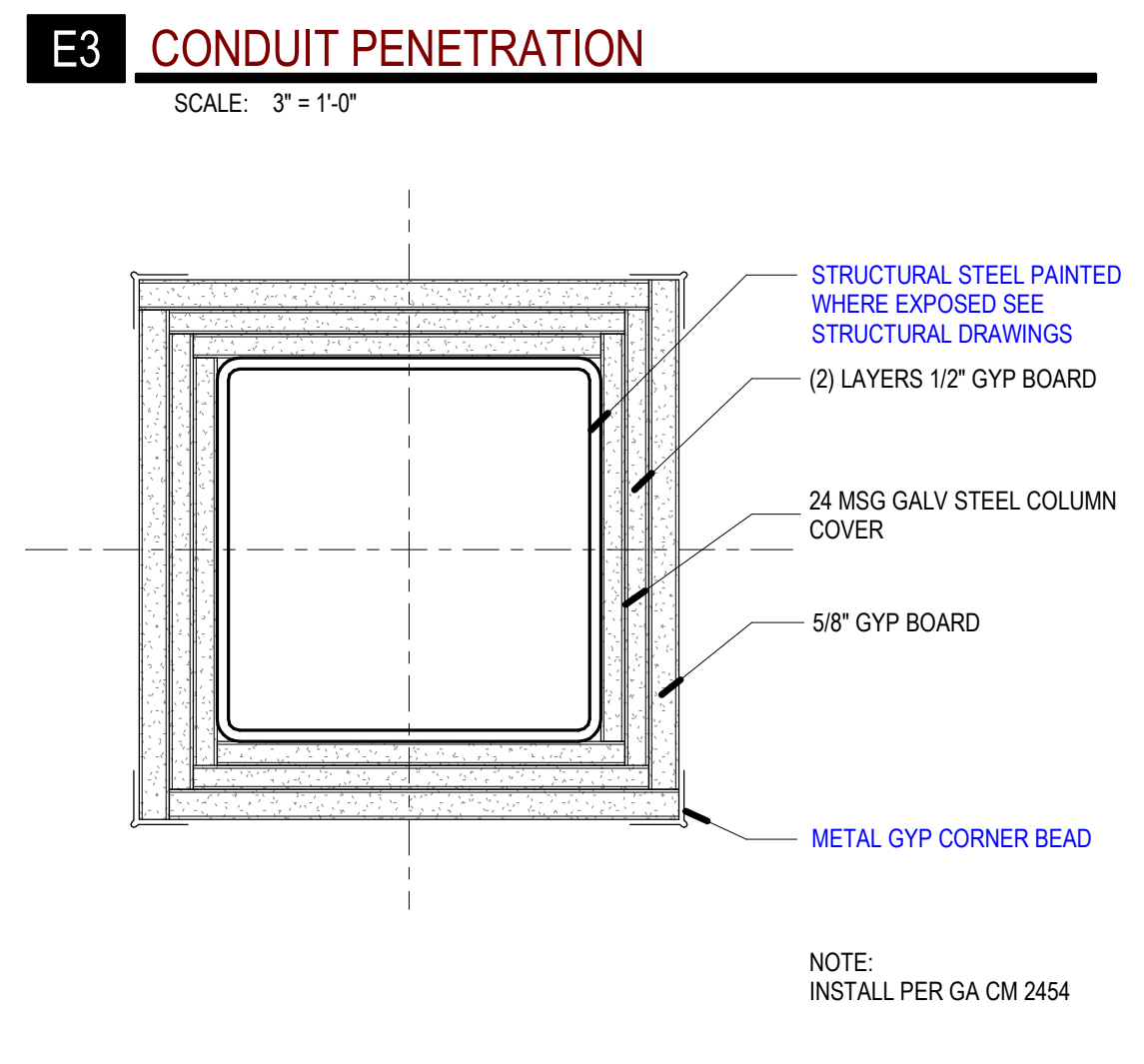
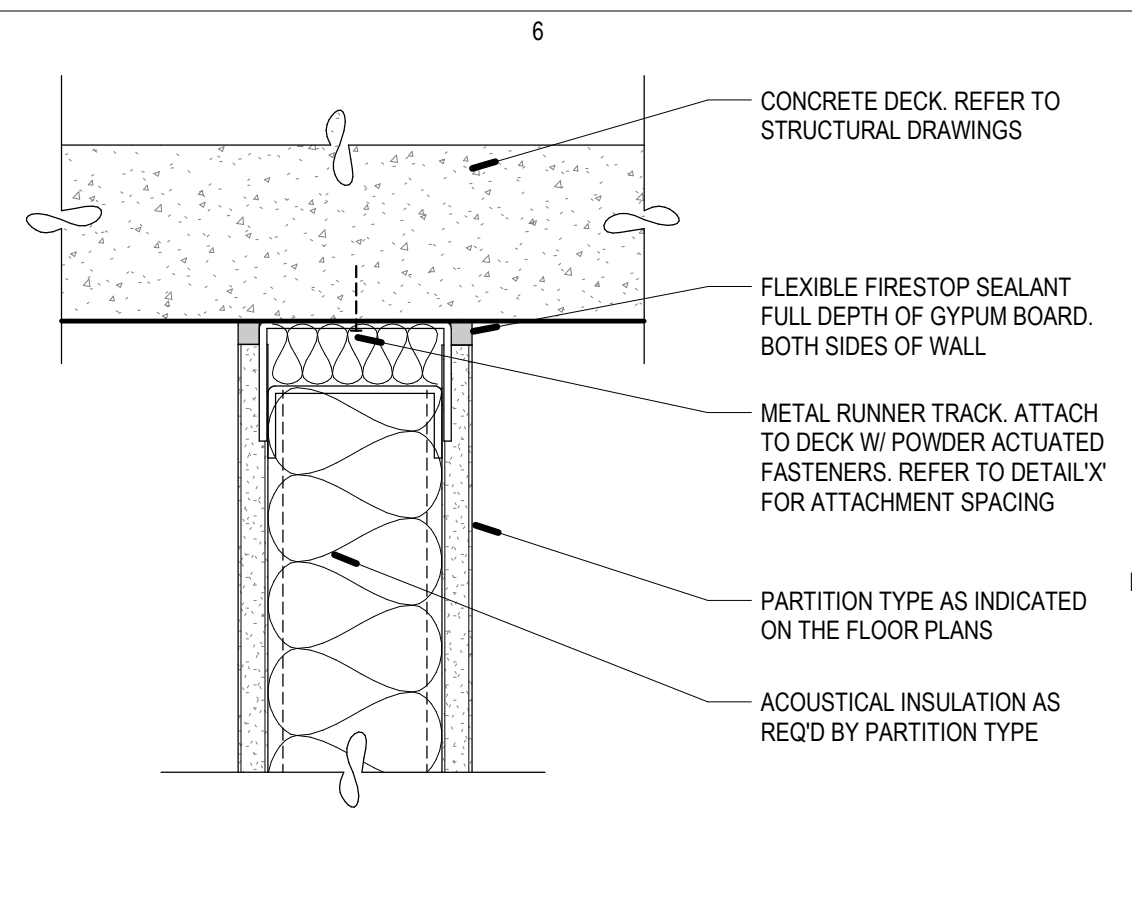
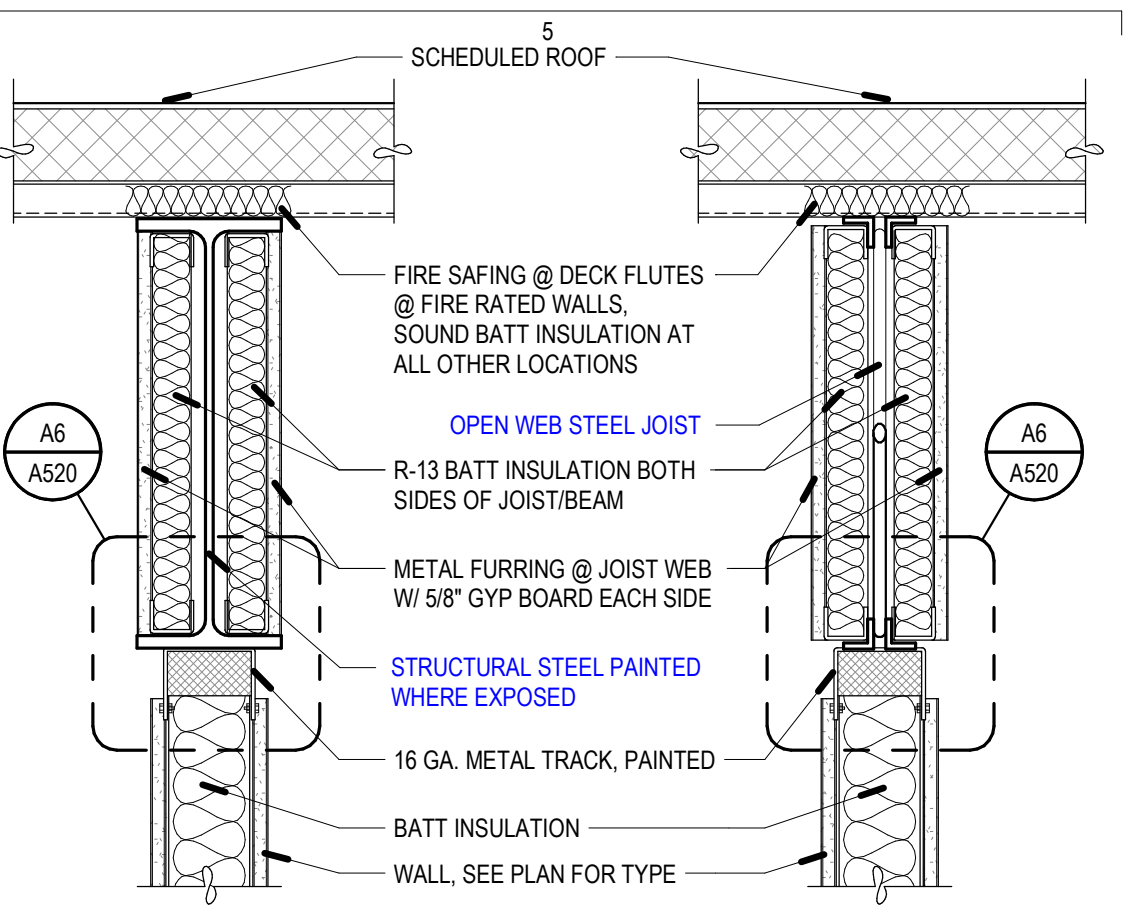
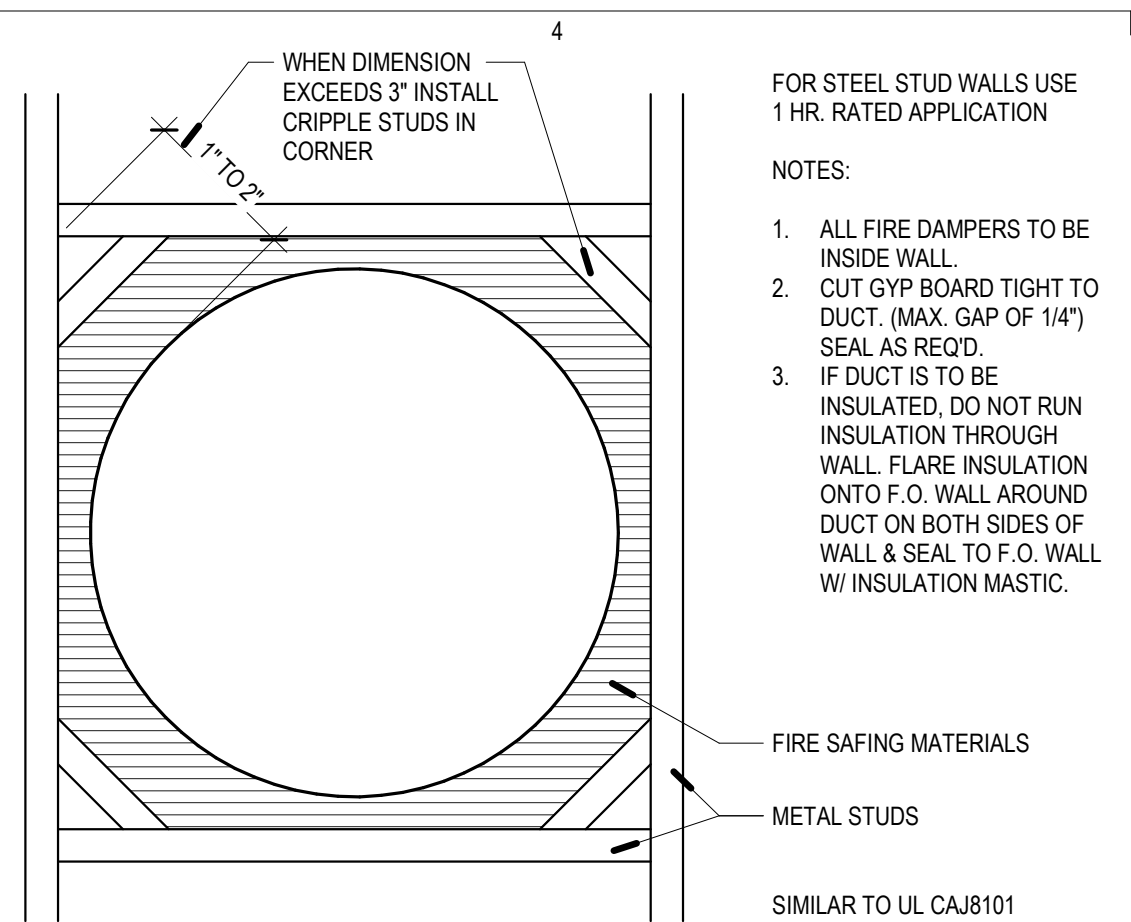
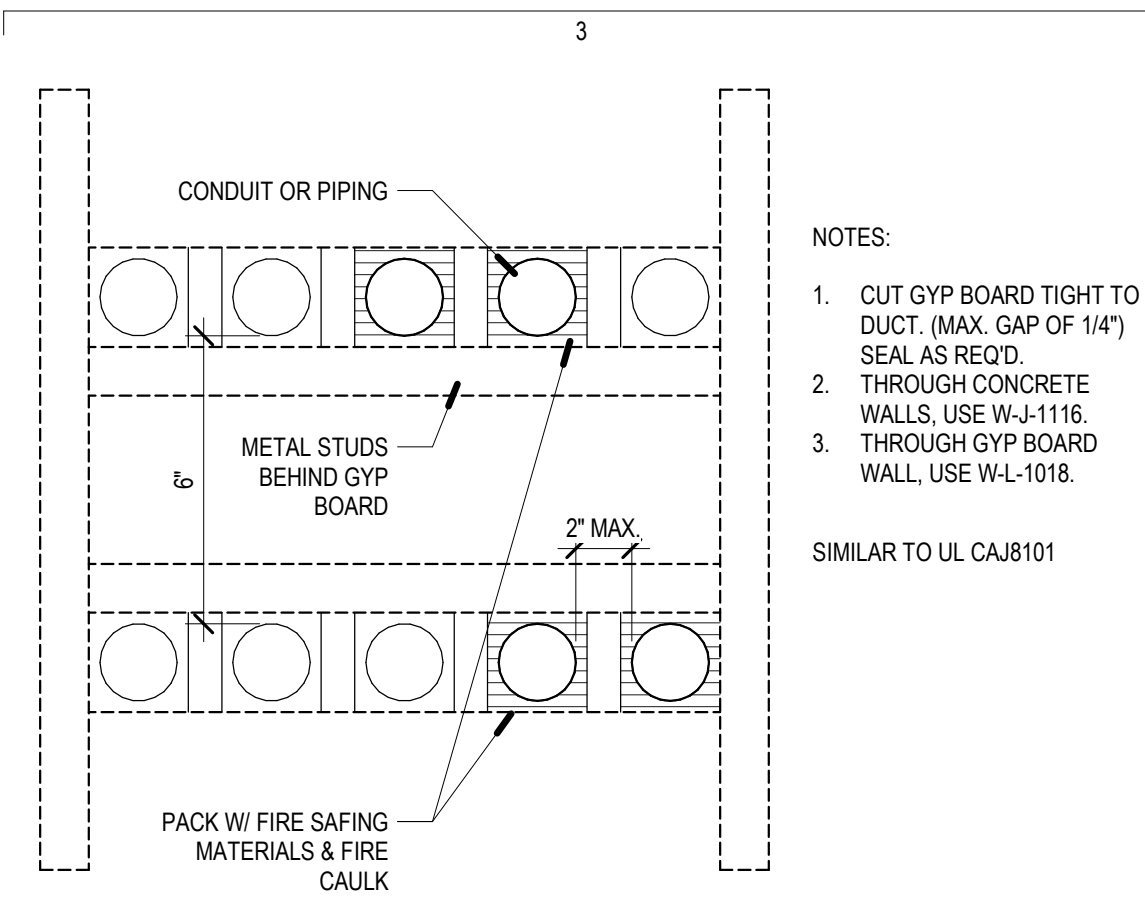


A3 BRICK WINDOW HEAD DETAIL
SCALE: 3" = 1'-0"

A5 METAL STUD @ SLAB
SCALE: 3" = 1'-0"

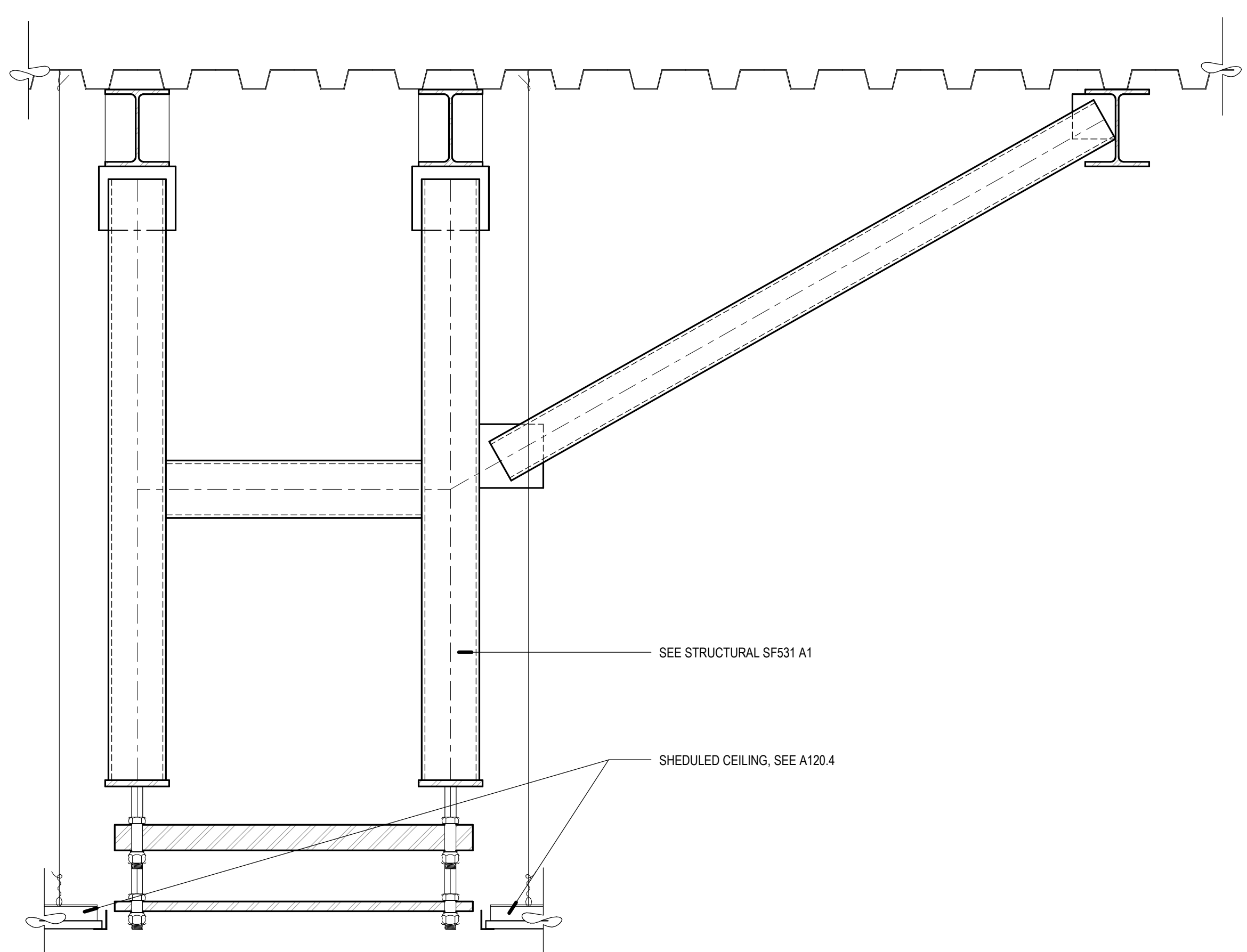
REV	DATE	DESCRIPTION

VCBO NUMBER: 20230
CLIENT NUMBER:
DATE: 2020.10.30

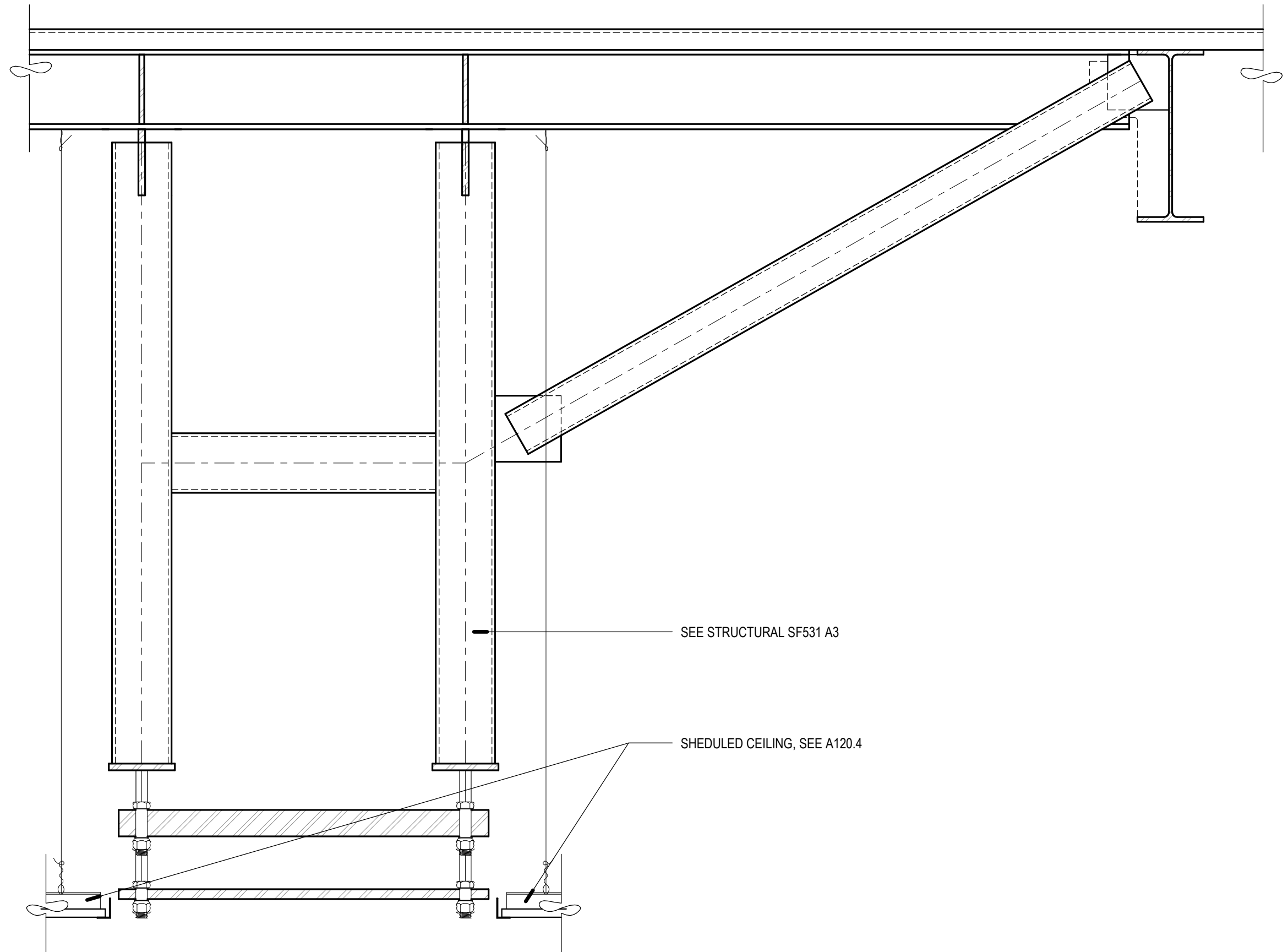


REV	DATE	DESCRIPTION

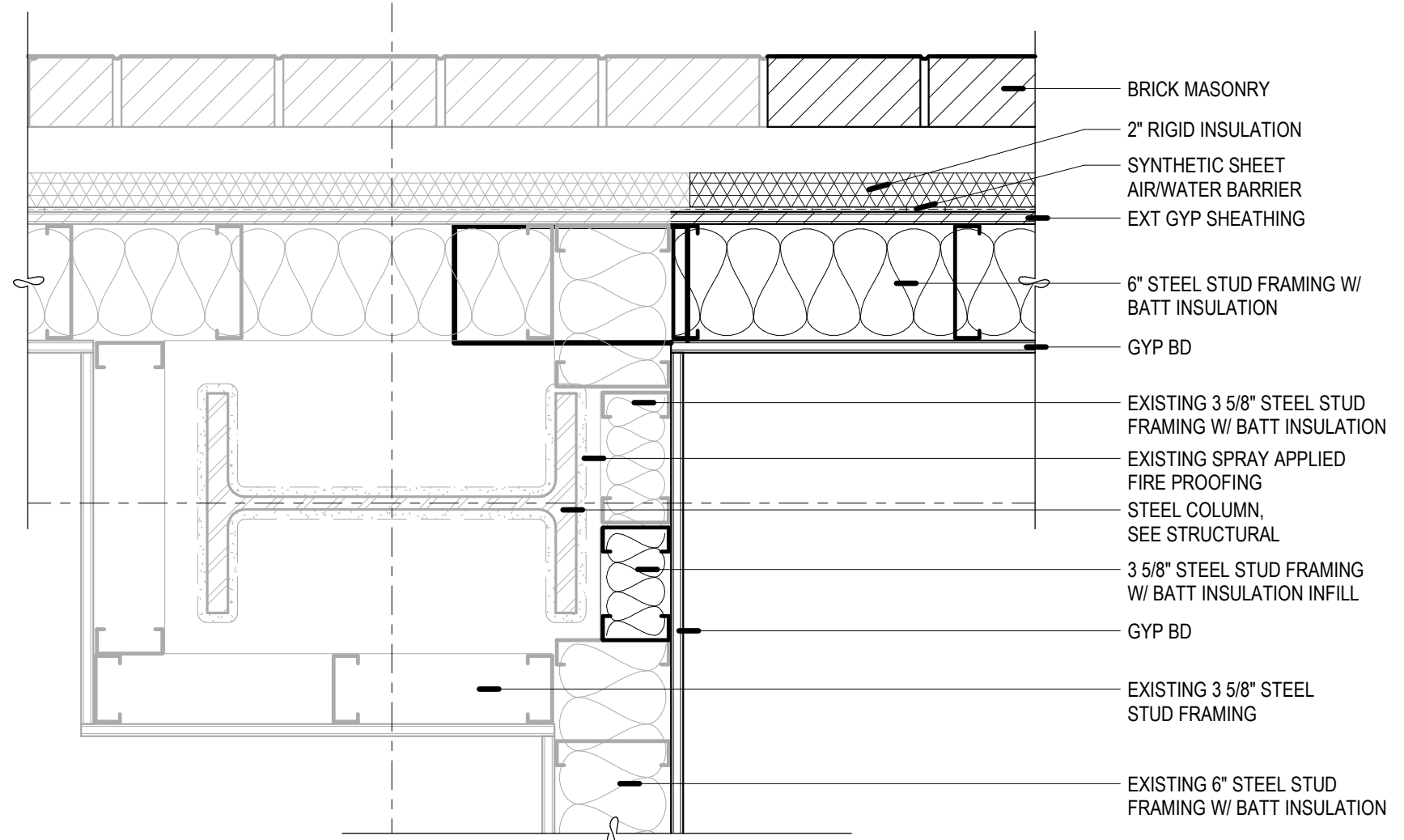
VCBO NUMBER: 20230
CLIENT NUMBER:
DATE: 2020.10.30



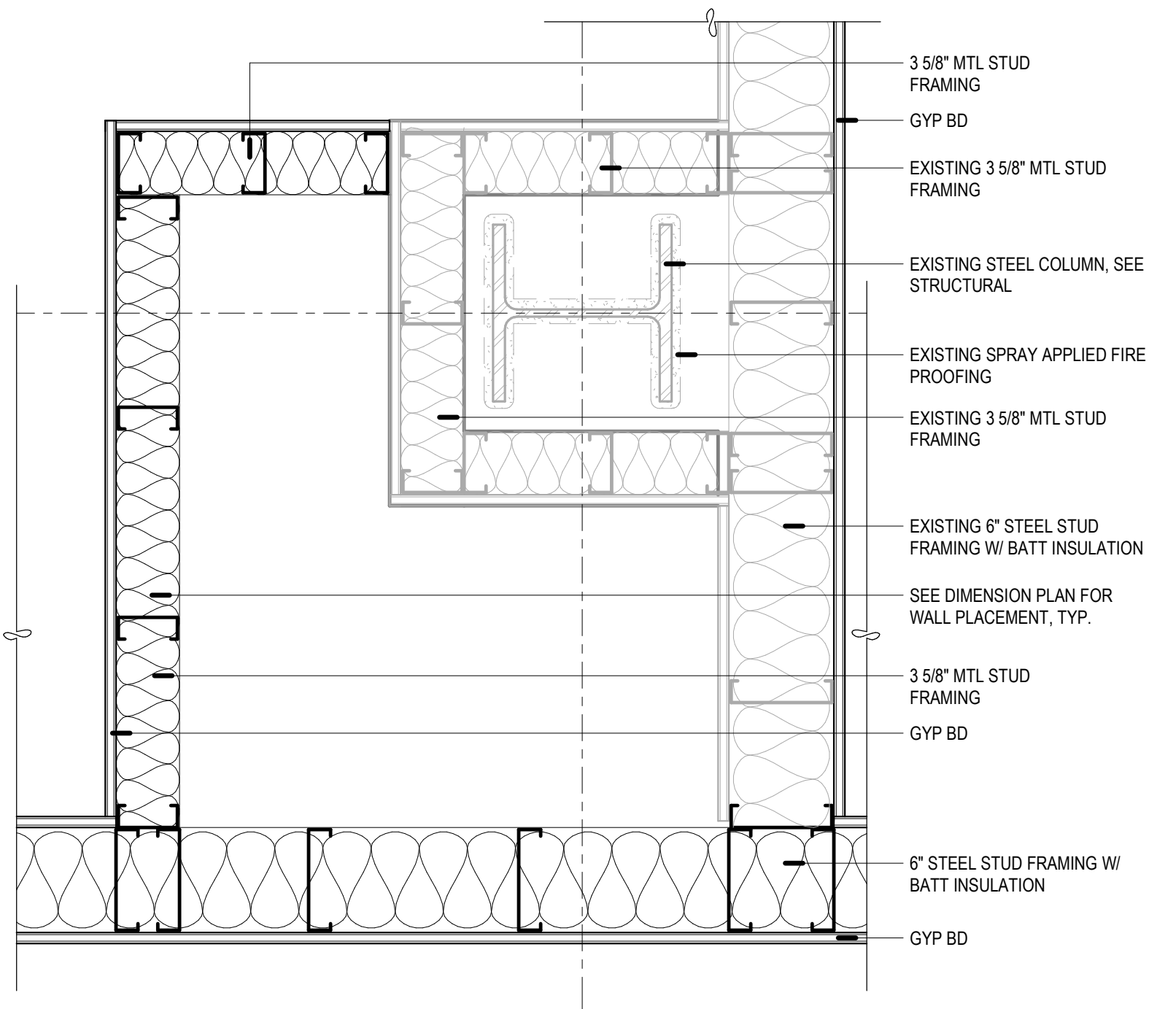
D1 SECTION @ STERIS TANDEN SUPPORT B
SCALE: 1 1/2" = 1'-0"



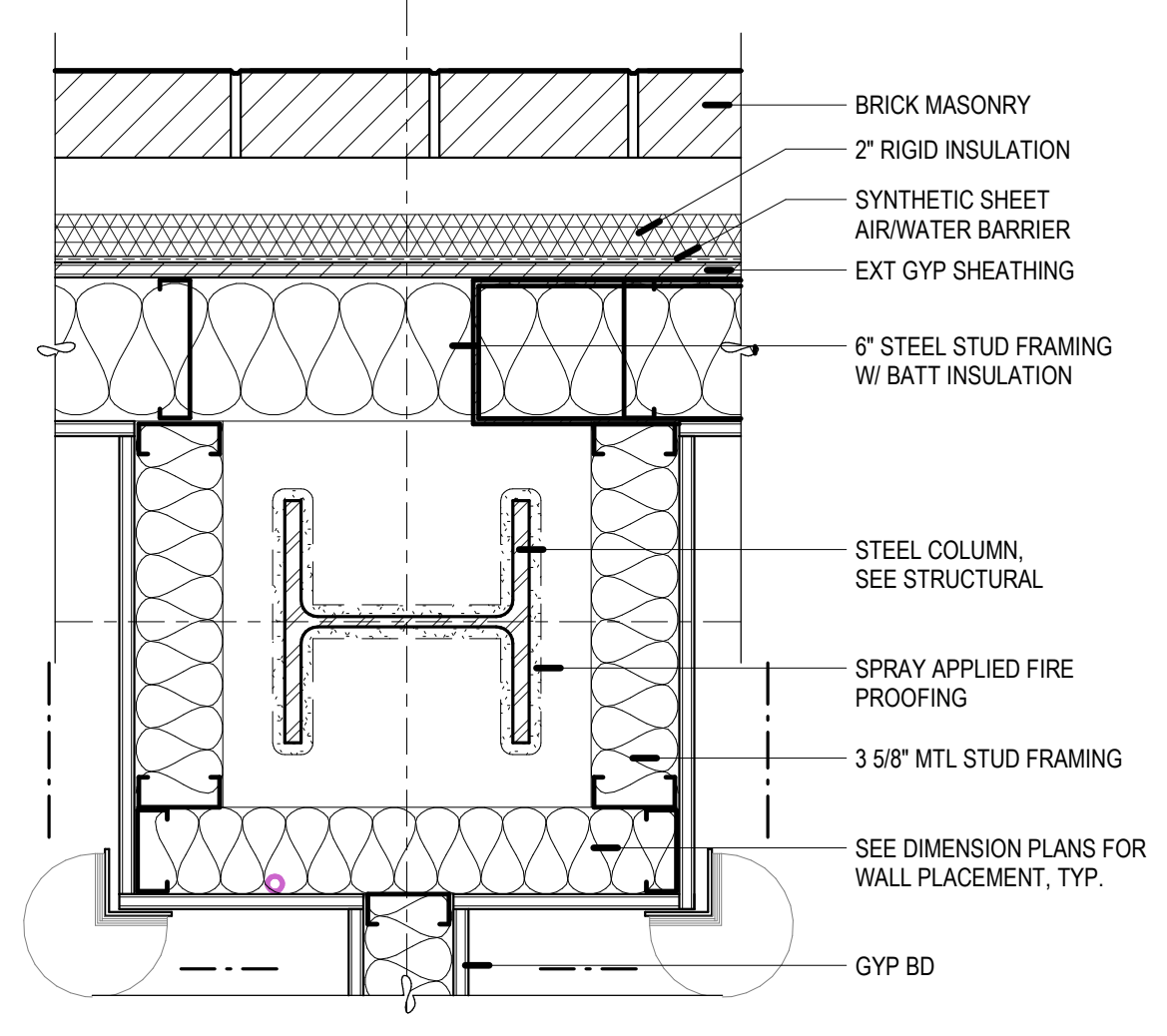
B1 SECTION @ STERIS TANDEN SUPPORT A
SCALE: 1 1/2" = 1'-0"



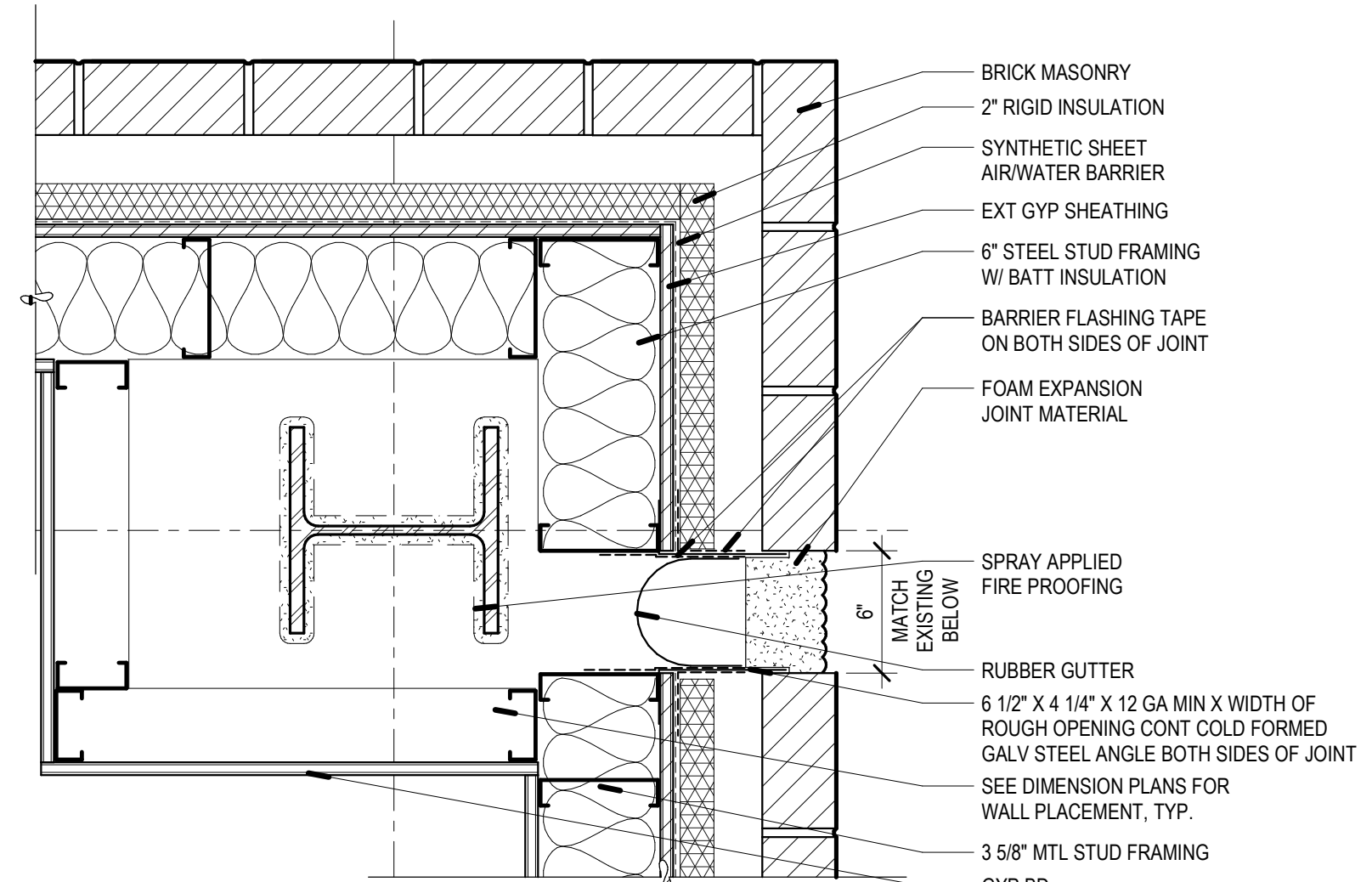
C2 COLUMN WRAP @ GRIDS A-8
SCALE: 1 1/2" = 1'-0"



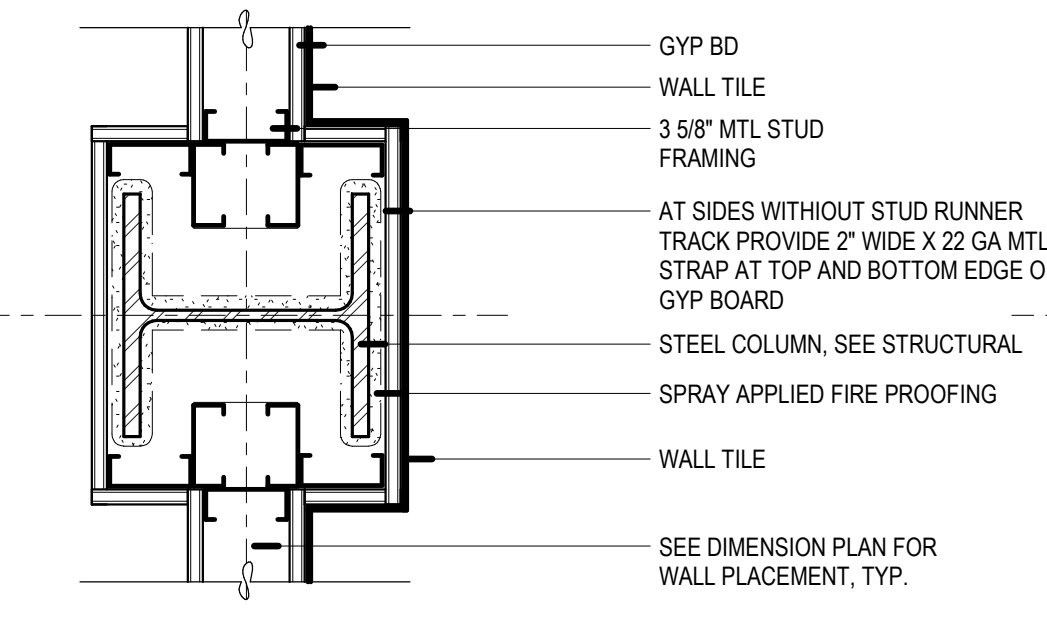
B3 COLUMN WRAP @ GRIDS B-8
SCALE: 1 1/2" = 1'-0"



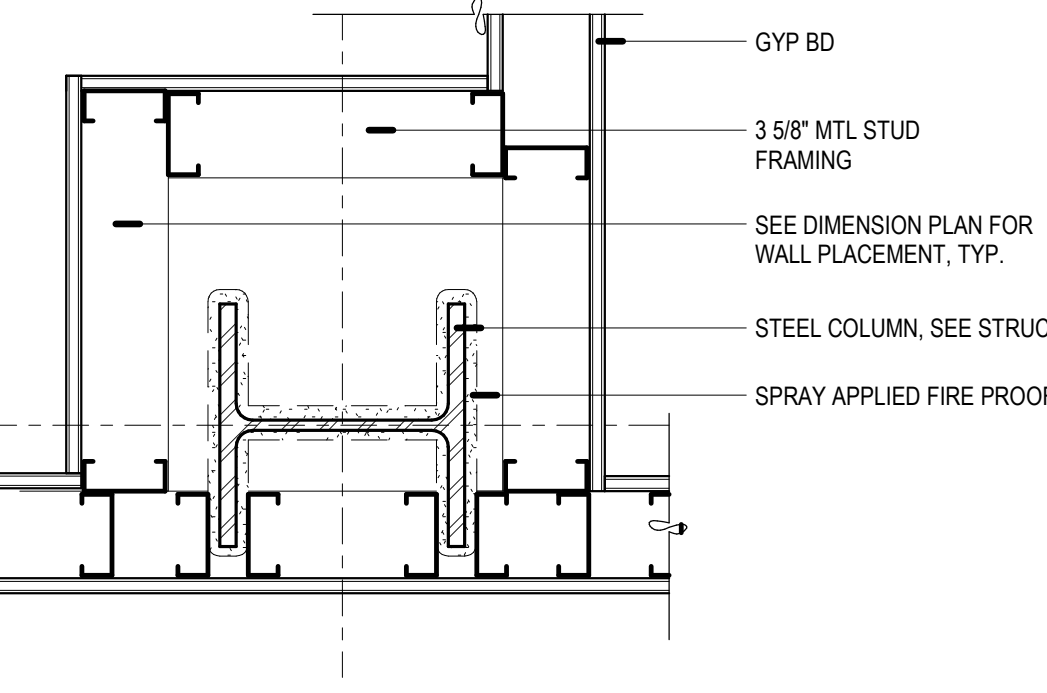
A3 COLUMN WRAP @ GRIDS A-9
SCALE: 1 1/2" = 1'-0"



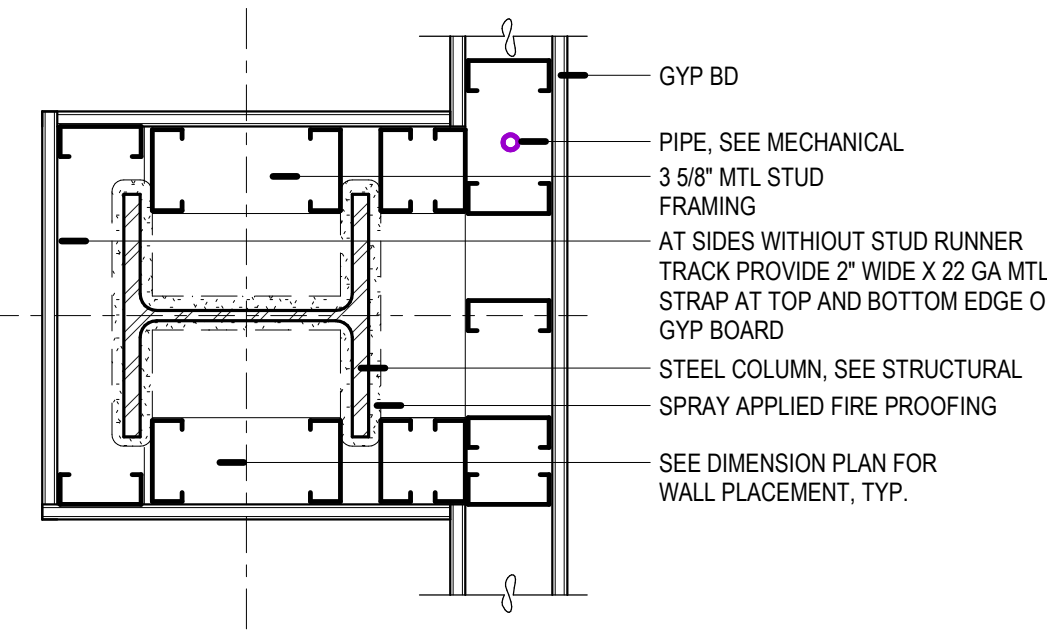
A4 BUILDING EXPANSION JOINT NORTHEAST CORNER
SCALE: 1 1/2" = 1'-0"



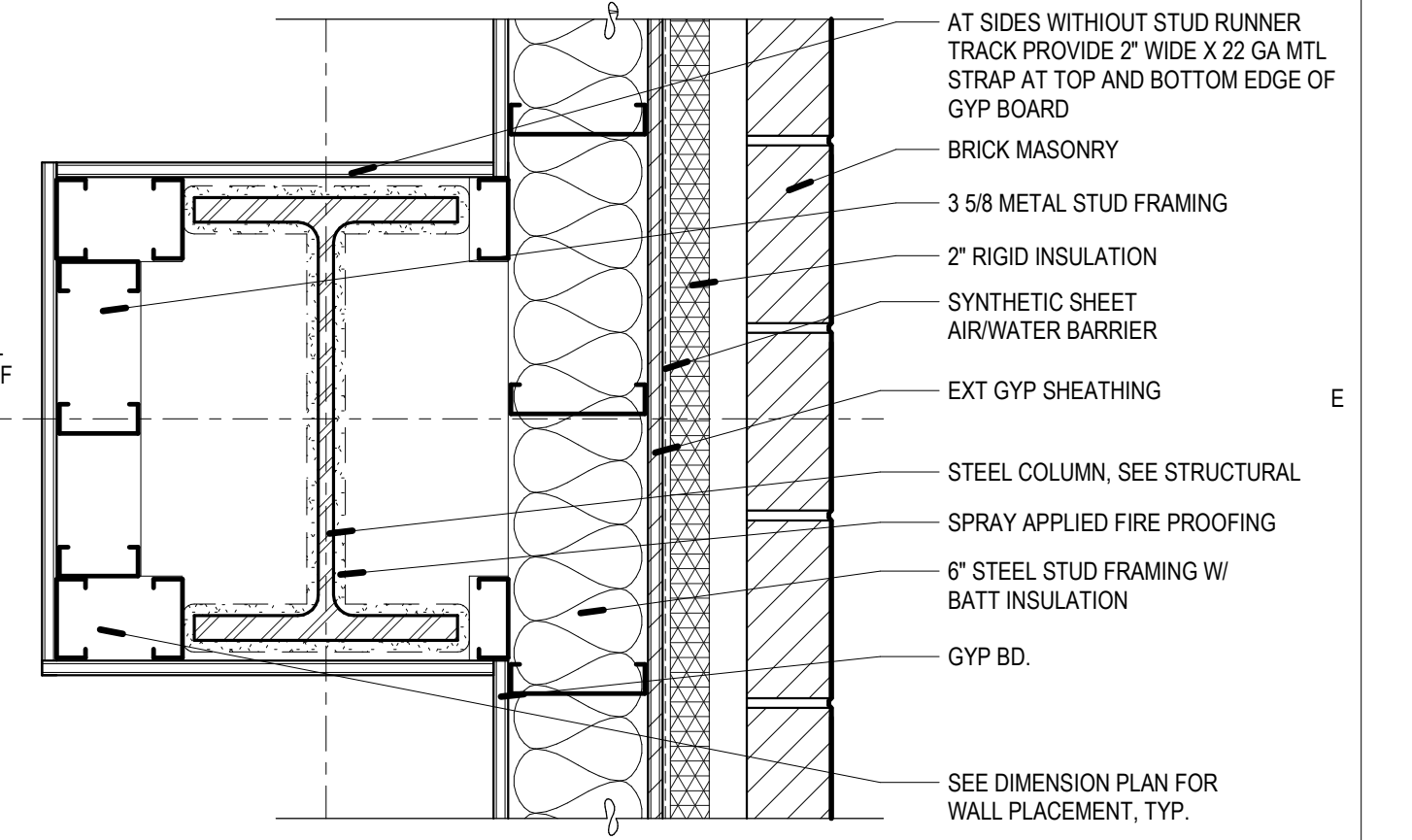
E5 COLUMN WRAP @ GRIDS B-9
SCALE: 1 1/2" = 1'-0"



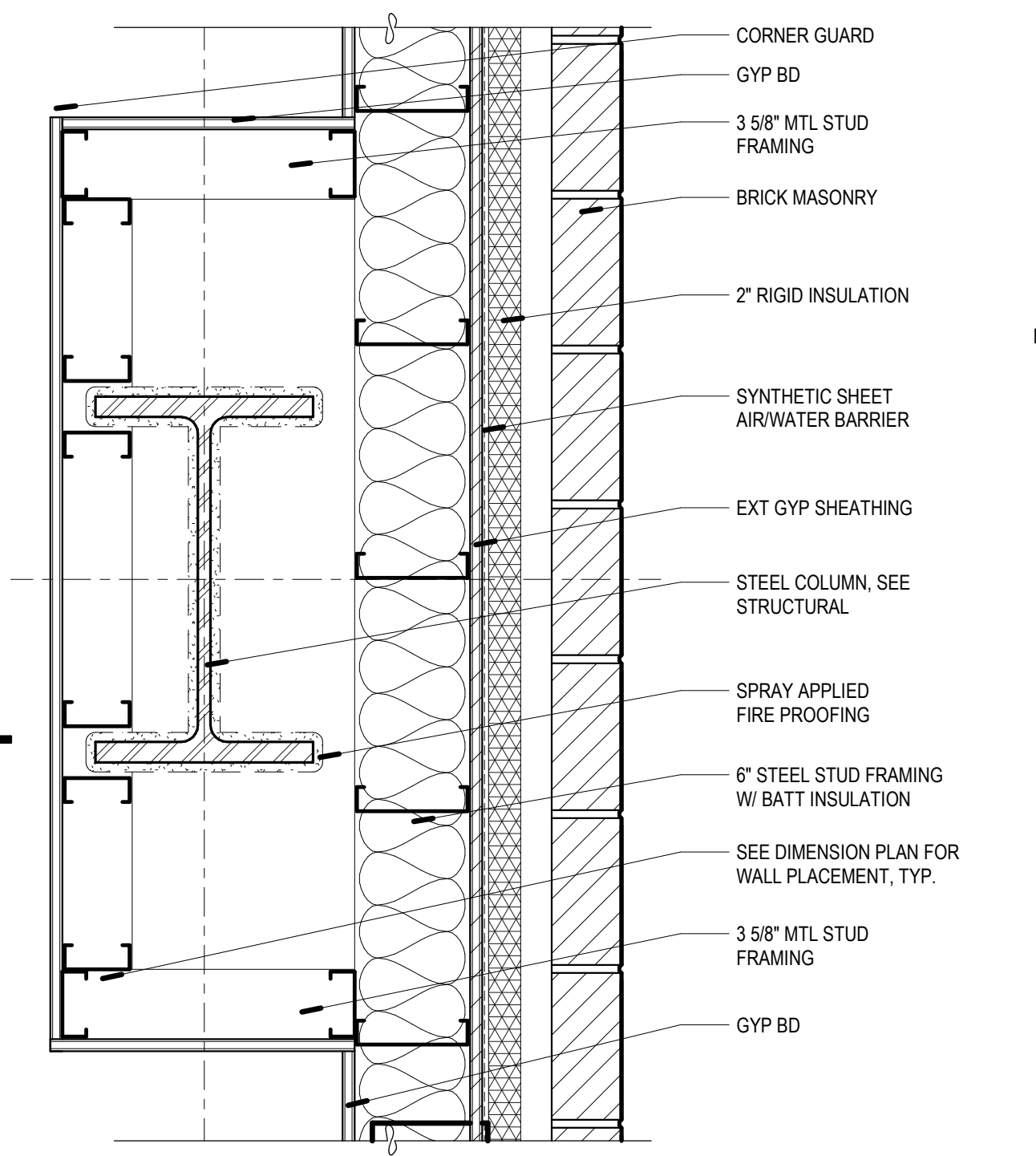
D5 COLUMN WRAP @ GRIDS C-9
SCALE: 1 1/2" = 1'-0"



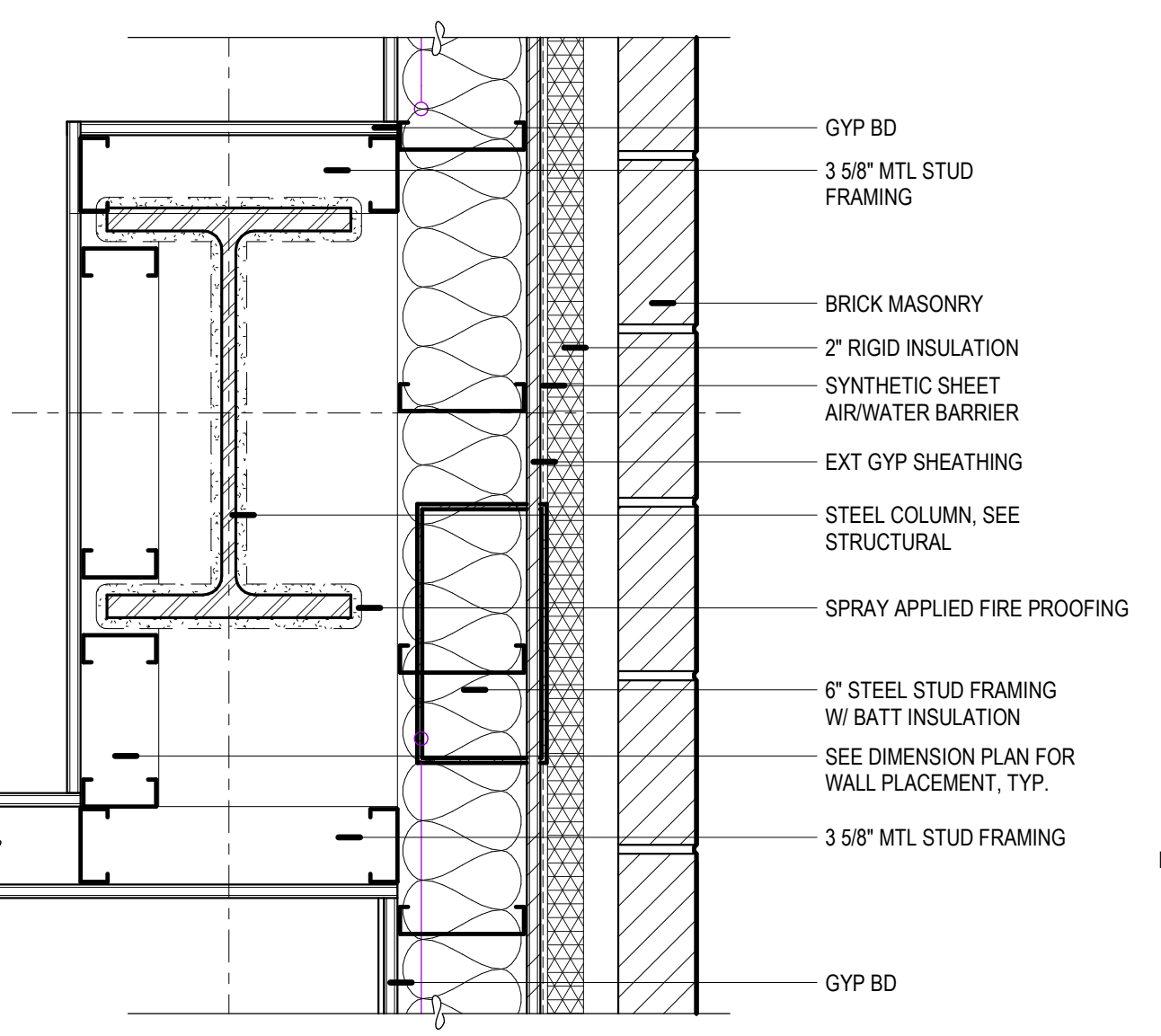
B5 COLUMN WRAP @ GRIDS D-9
SCALE: 1 1/2" = 1'-0"



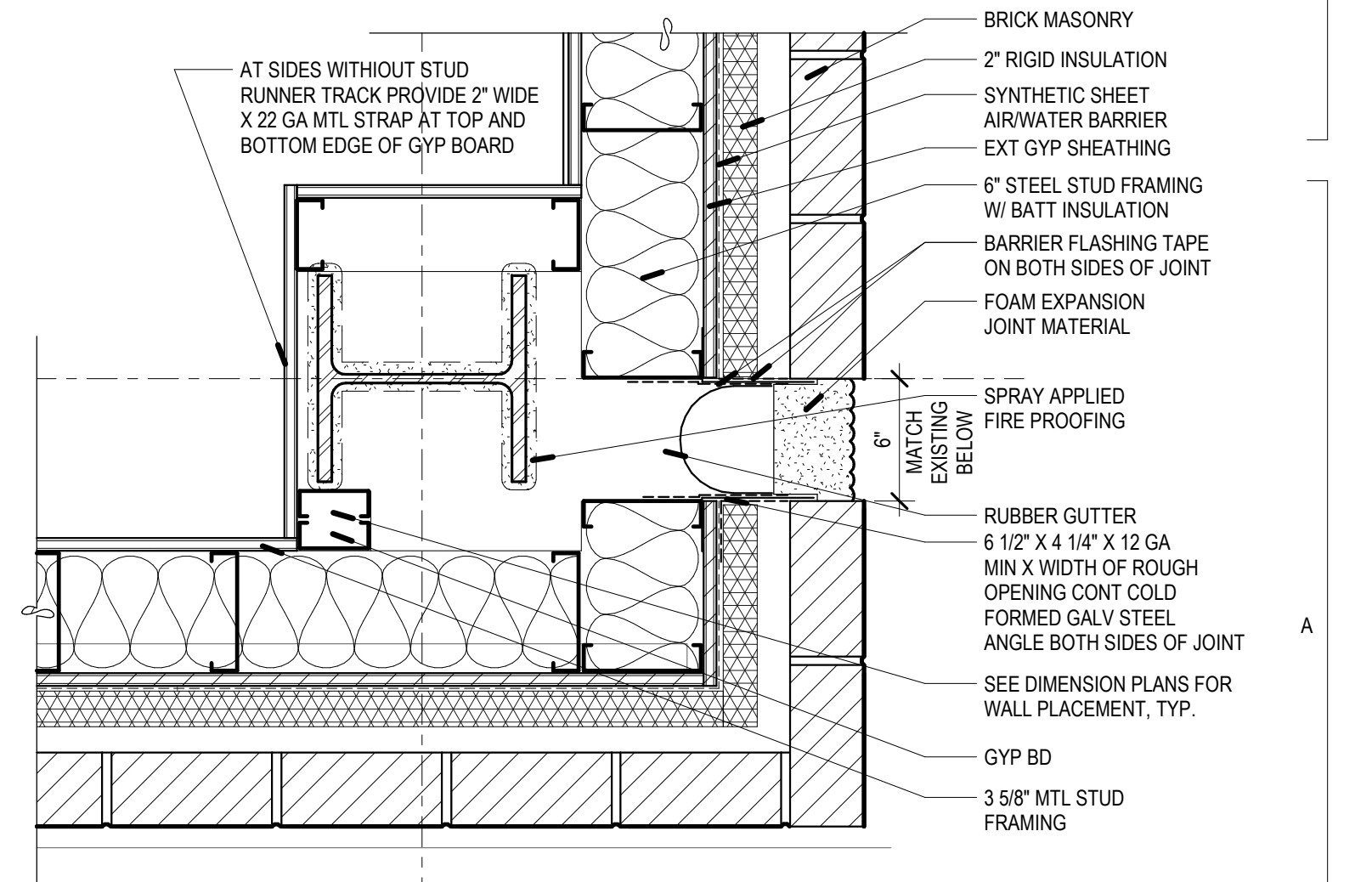
E6 COLUMN WRAP @ GRIDS B-10
SCALE: 1 1/2" = 1'-0"



C6 COLUMN WRAP @ GRIDS C-10
SCALE: 1 1/2" = 1'-0"



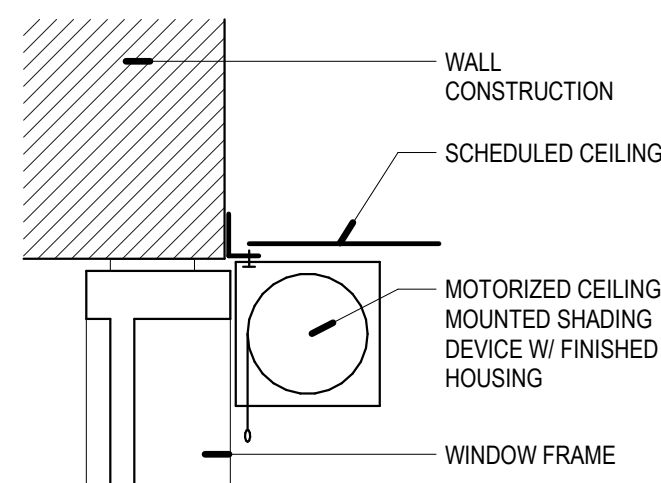
B6 COLUMN WRAP @ GRIDS D-10
SCALE: 1 1/2" = 1'-0"



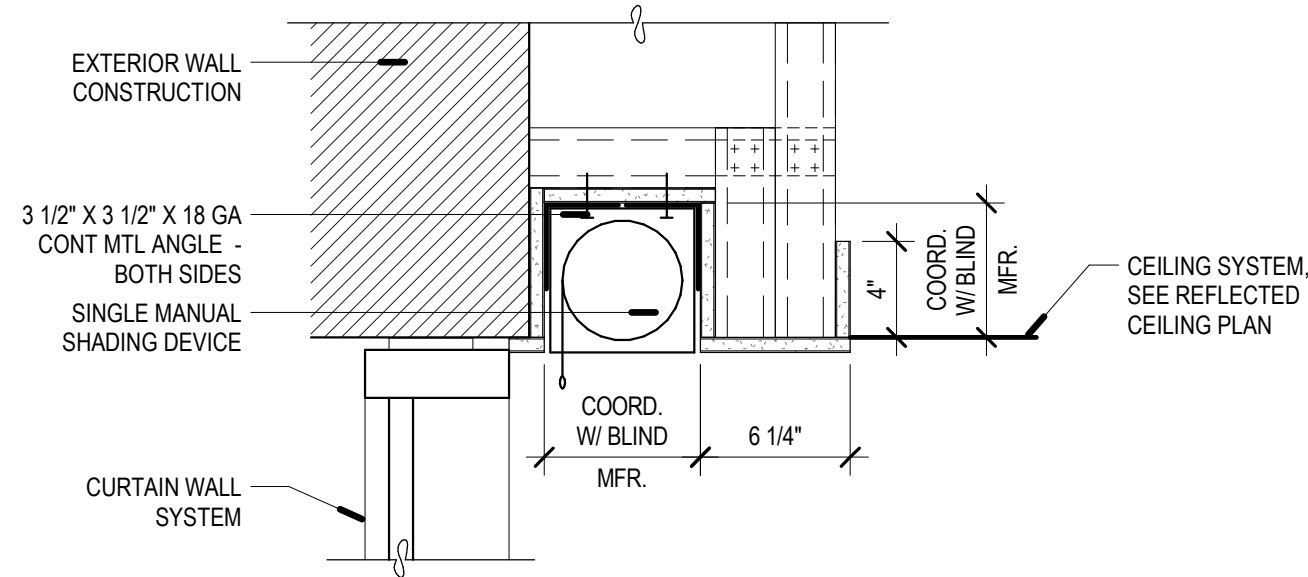
A6 BUILDING EXPANSION JOINT SOUTHEAST CORNER
SCALE: 1 1/2" = 1'-0"

REV	DATE	DESCRIPTION

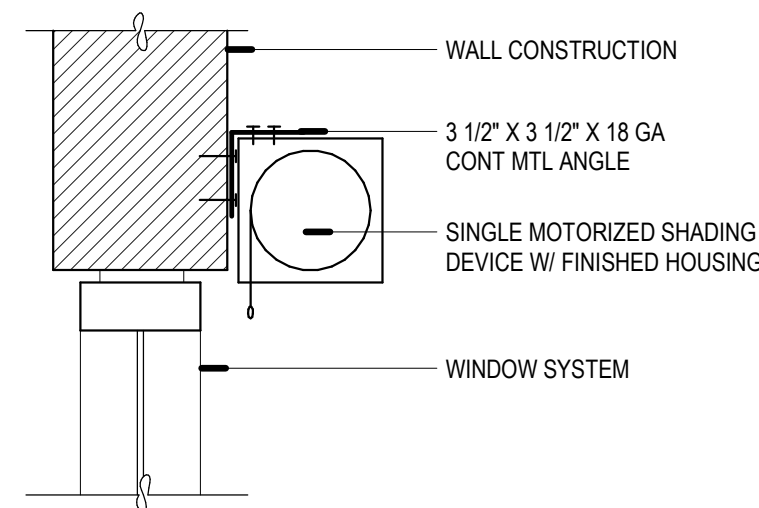
VCBO NUMBER: 20230
CLIENT NUMBER: 2020.10.30
DATE: 2020.10.30



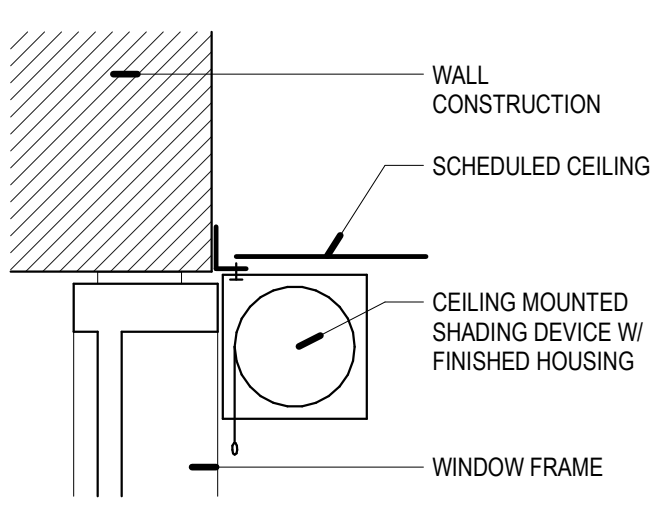
E1 CEILING MOUNTED MOTORIZED ROLLER SHADE
SCALE: 1 1/2" = 1'-0"



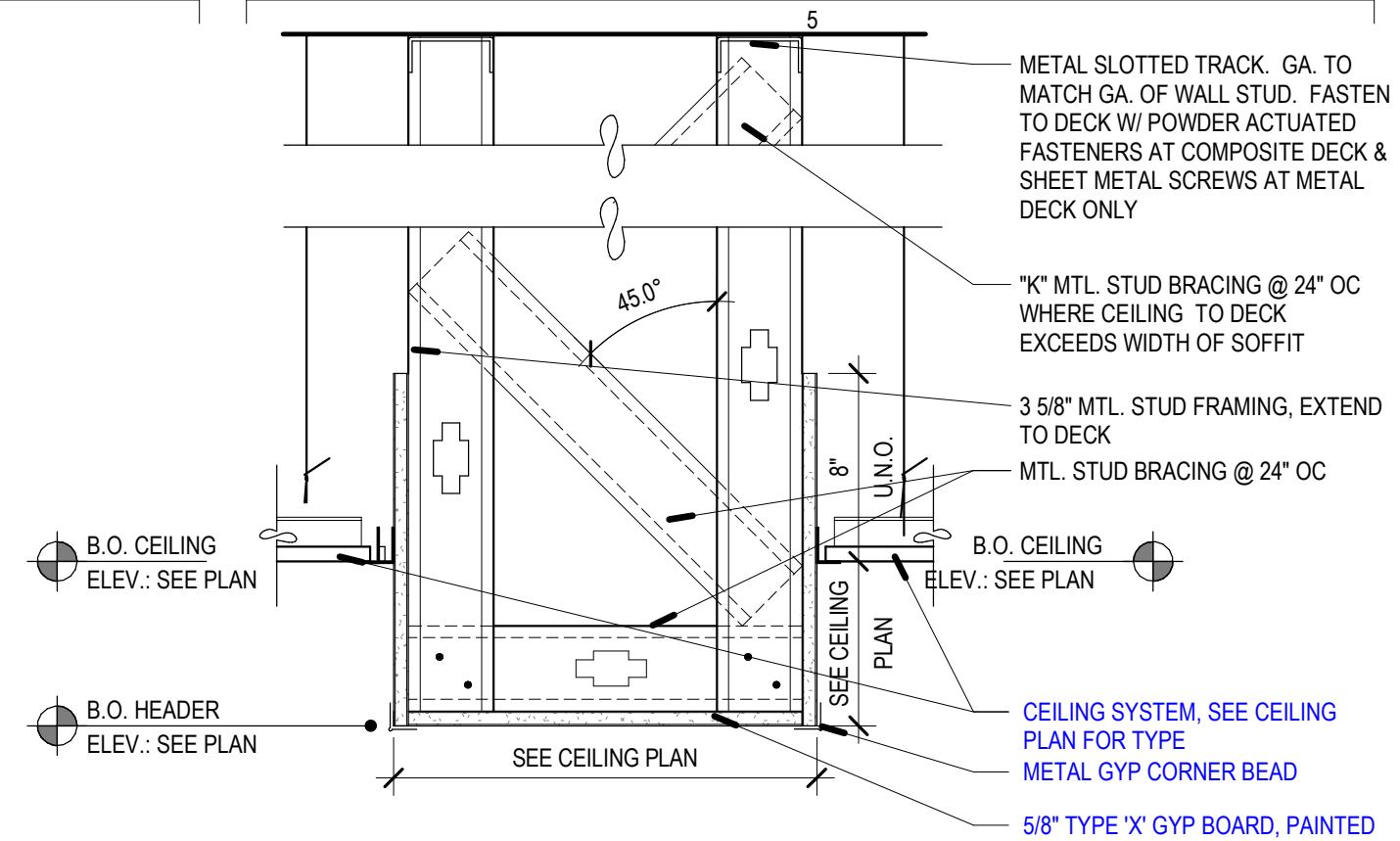
E2 EXTERIOR WALL ROLLER SHADE POCKET
SCALE: 1 1/2" = 1'-0"



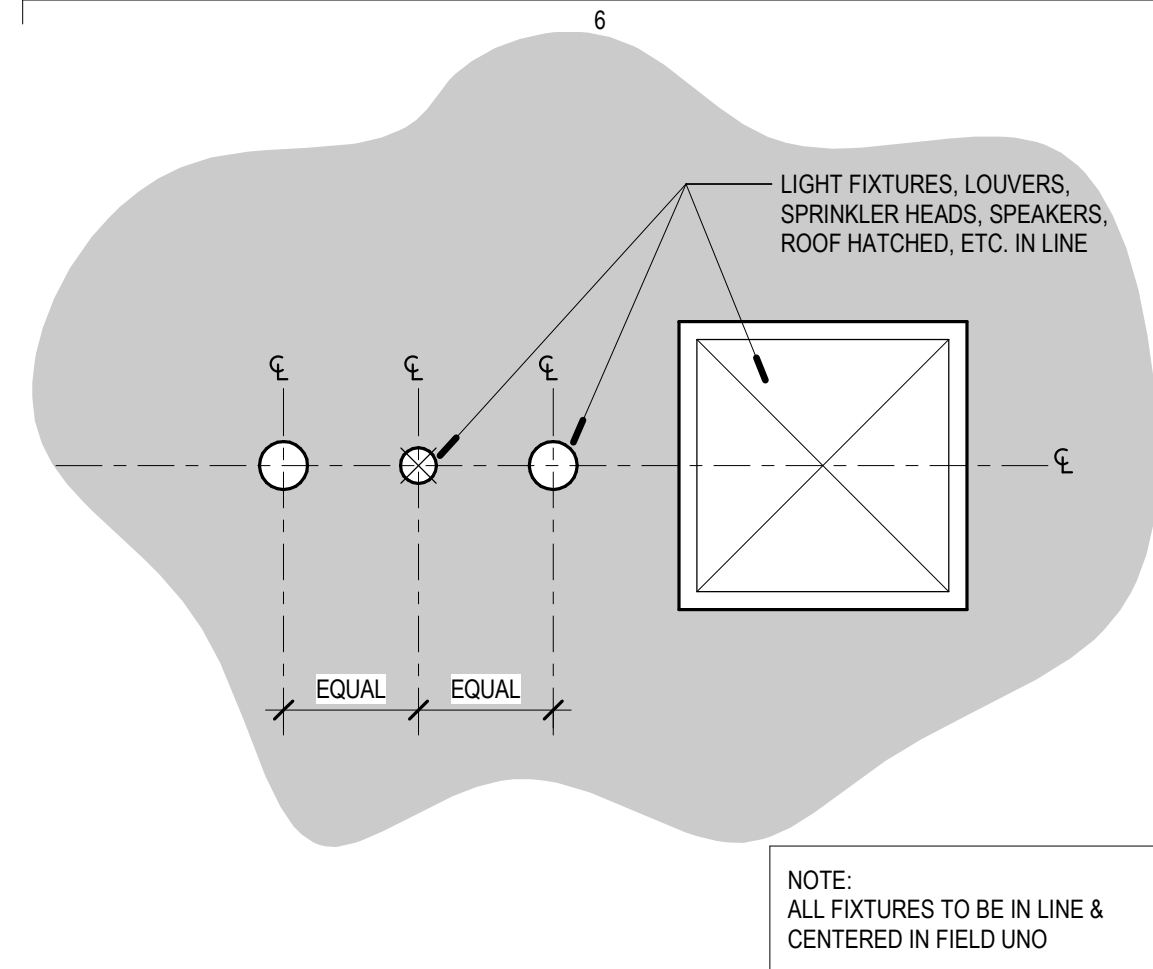
E3 WALL MOUNTED ROLLER SHADE
SCALE: 1 1/2" = 1'-0"



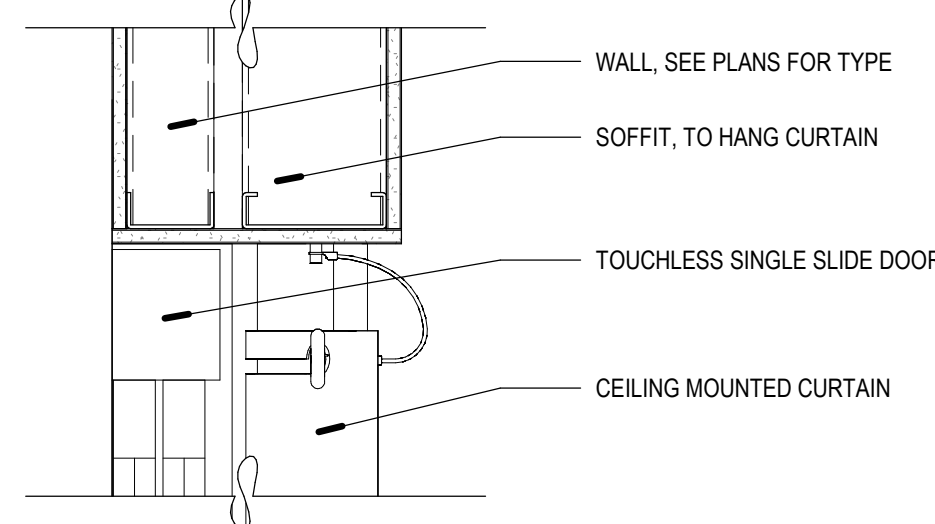
E4 CEILING MOUNTED ROLLER SHADE
SCALE: 1 1/2" = 1'-0"



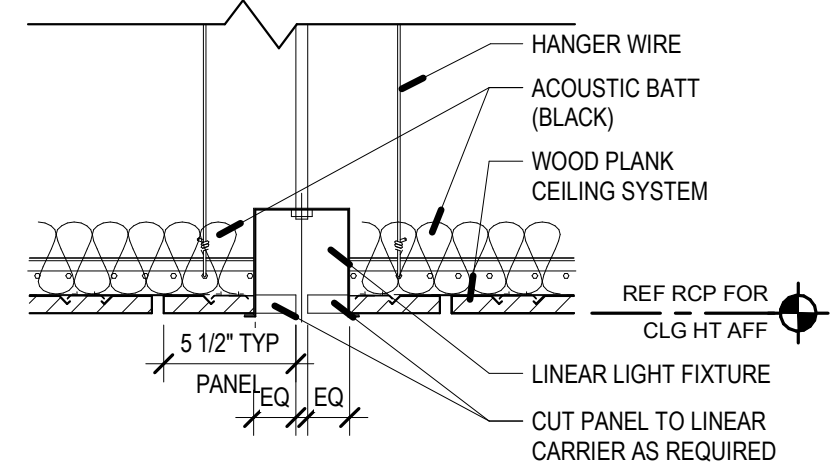
E5 SOFFIT - TYP
SCALE: 1 1/2" = 1'-0"



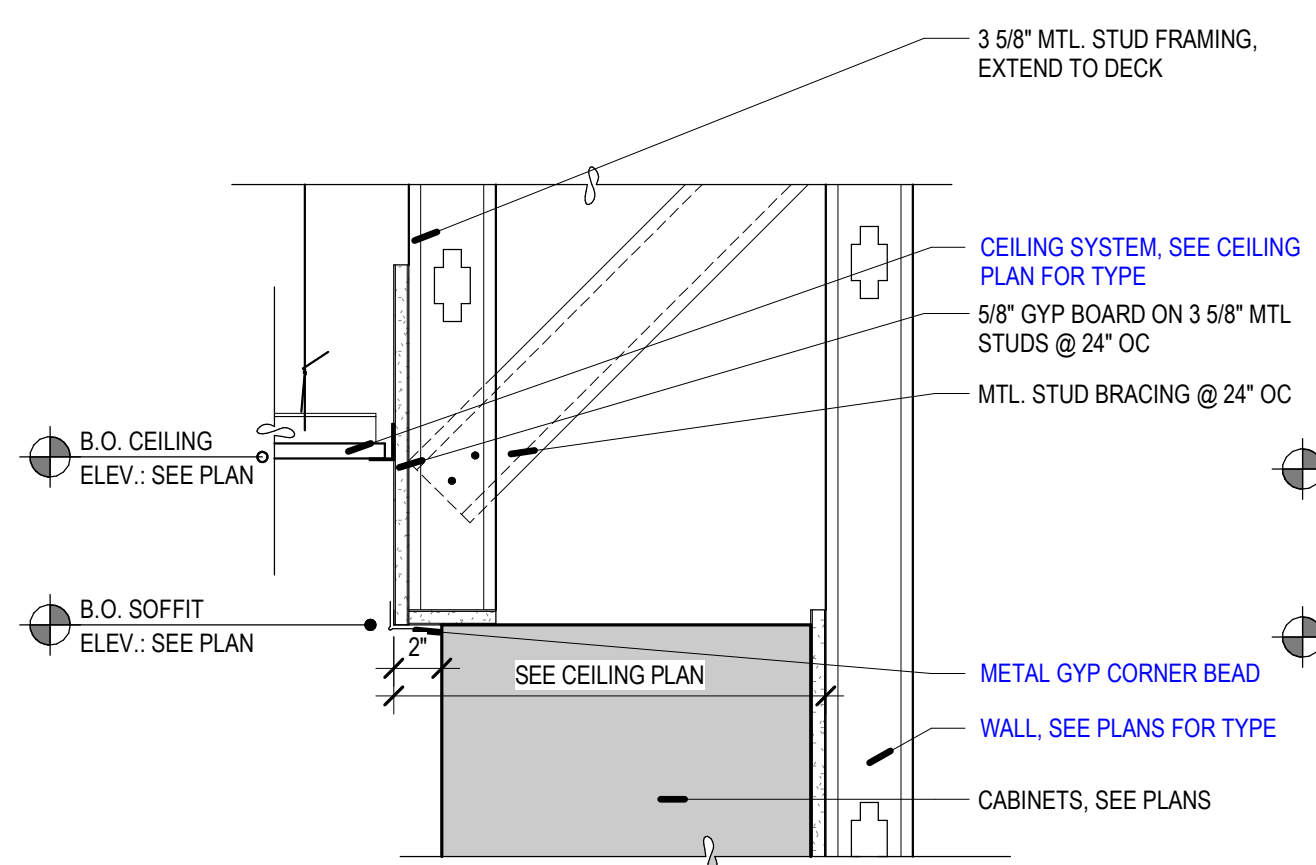
E6 GYP BOARD CEILING - FIXTURE - TYP
SCALE: 3/4" = 1'-0"



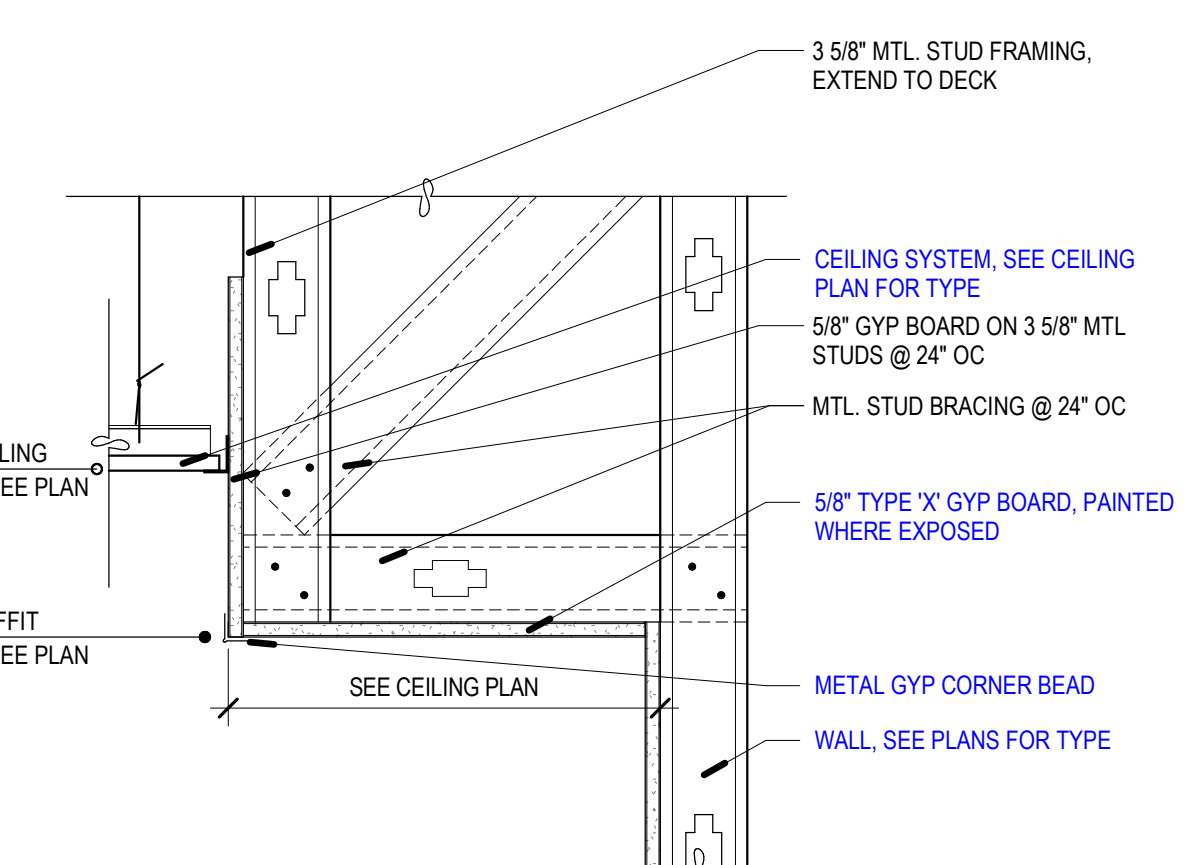
D2 CEILING MOUNTED CURTAIN
SCALE: 1 1/2" = 1'-0"



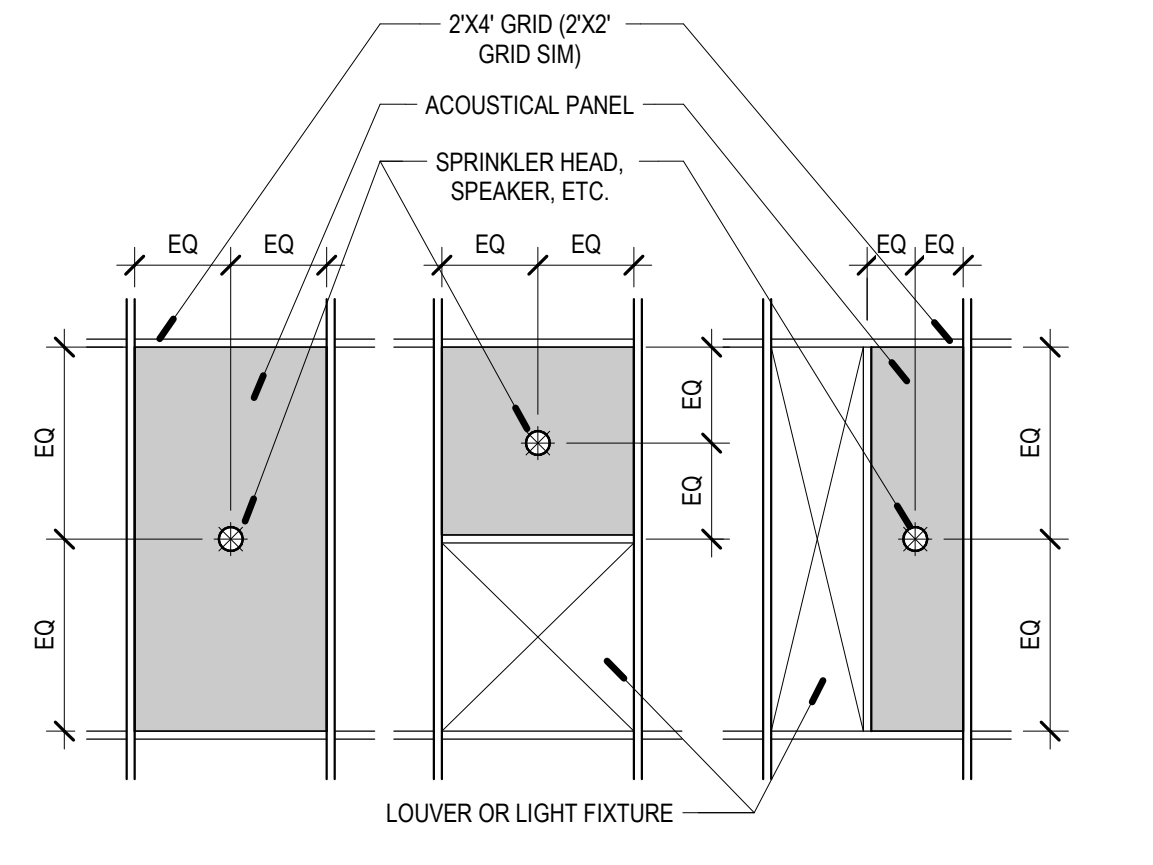
D3 WOOD CEILING @ LINEAR LIGHT
SCALE: 1 1/2" = 1'-0"



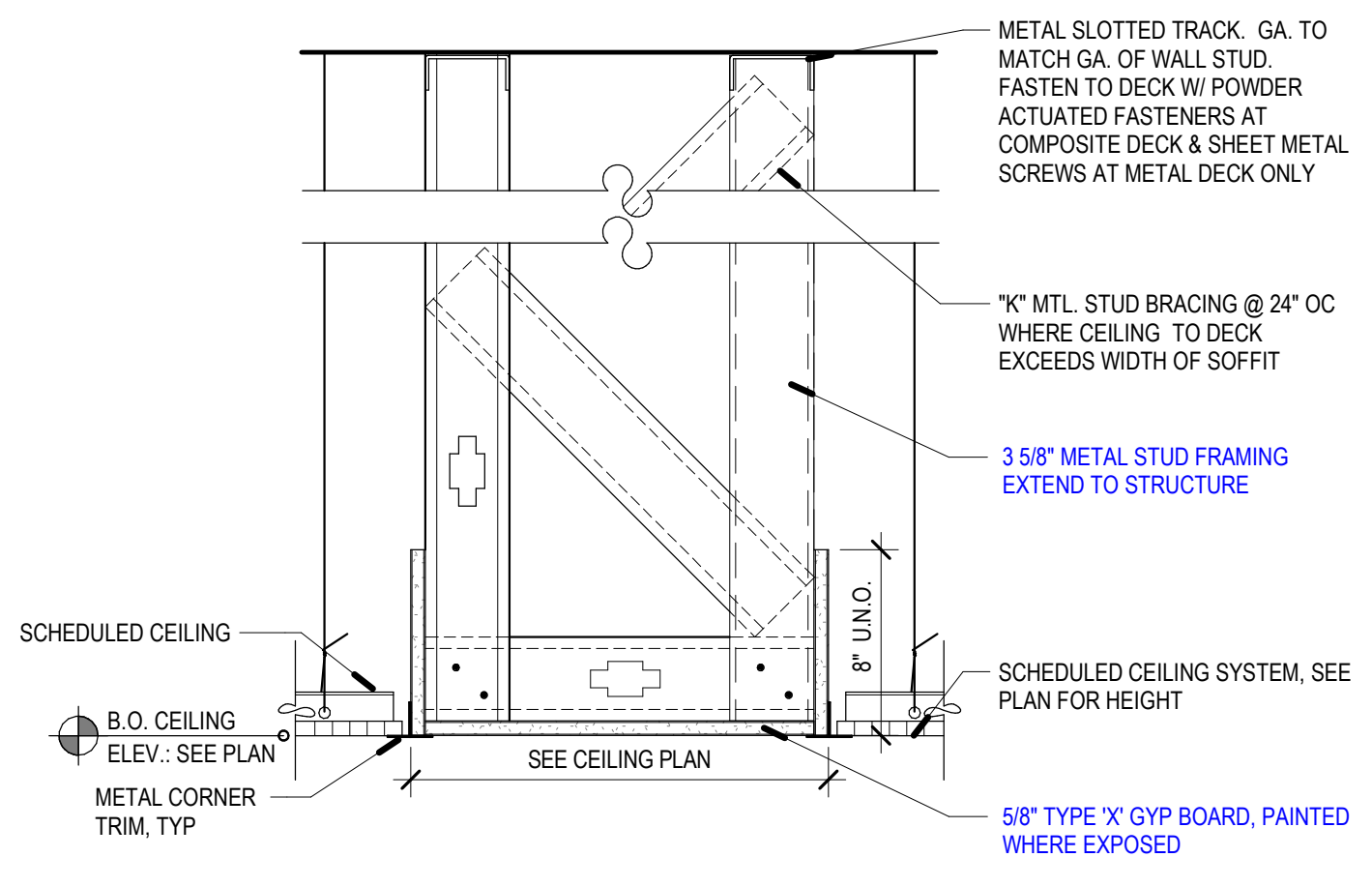
D4 SOFFIT - WALL - @ CABINETS
SCALE: 1 1/2" = 1'-0"



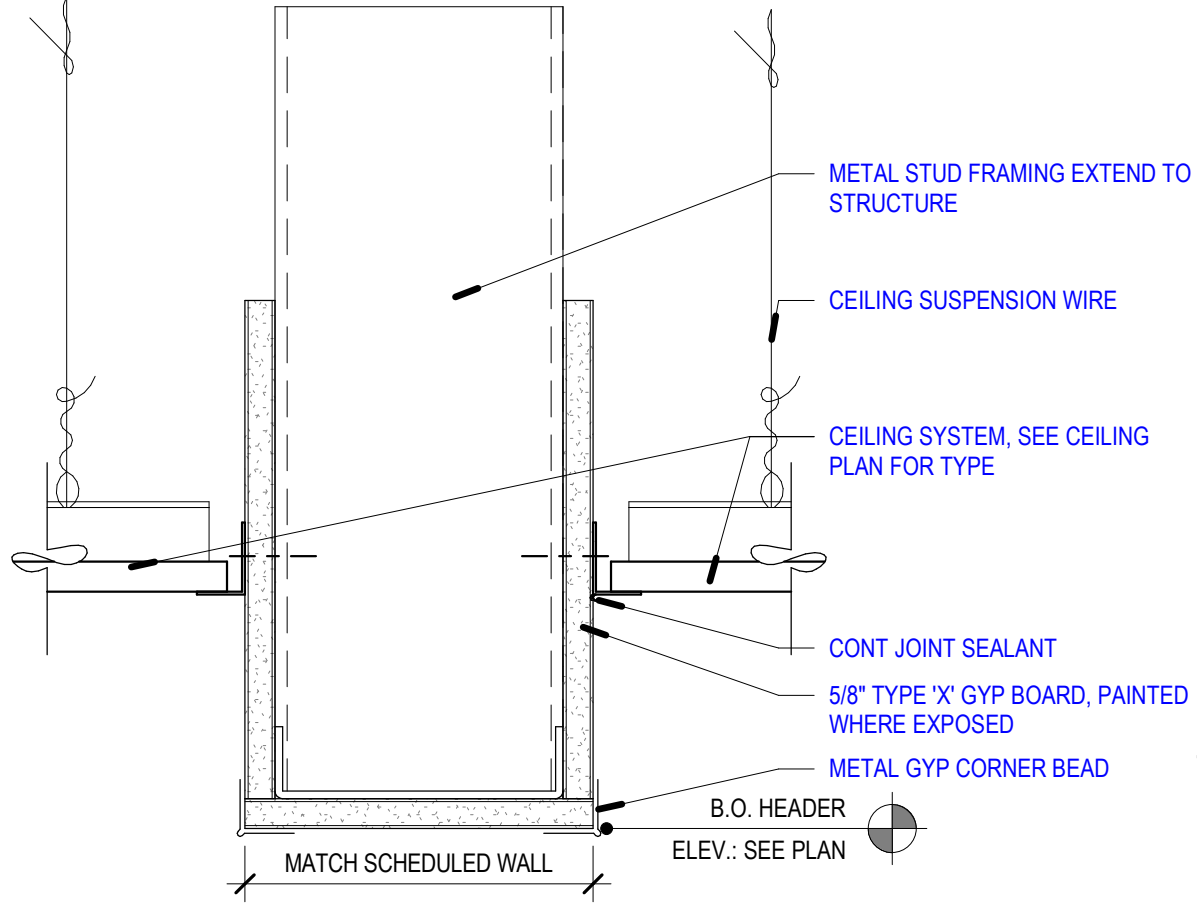
D5 SOFFIT - WALL - TYP
SCALE: 1 1/2" = 1'-0"



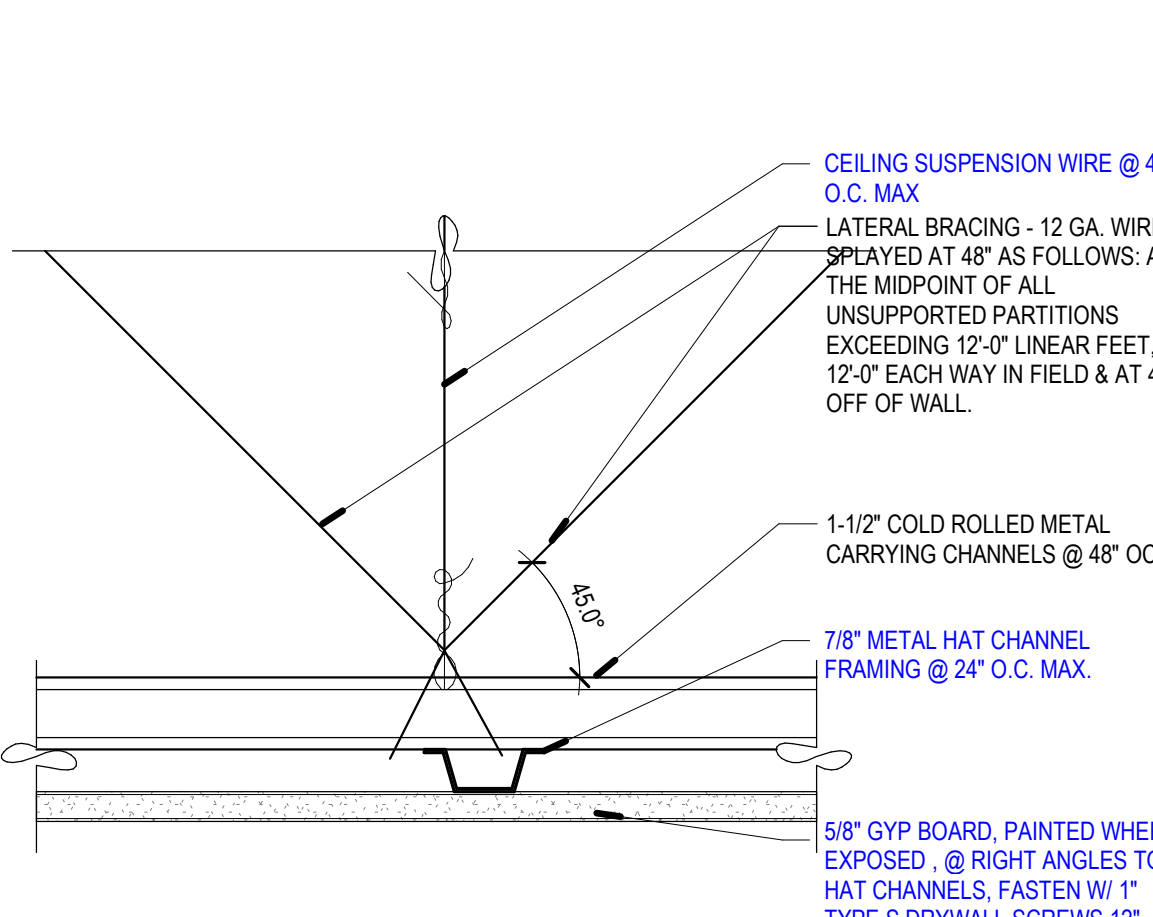
D6 CEILING TILE - PENETRATION - TYP
SCALE: 1/2" = 1'-0"



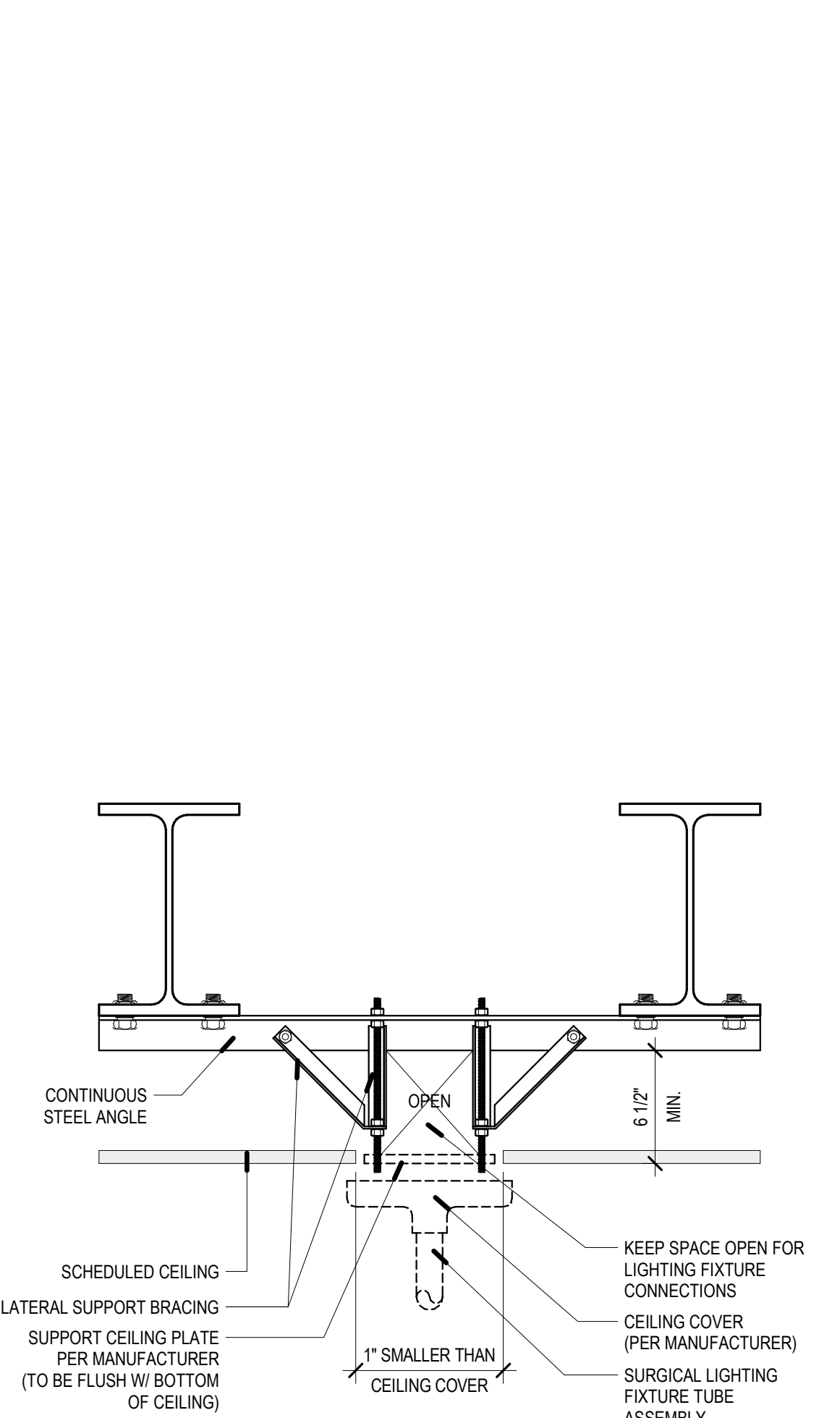
C4 SOFFIT - FLUSH FRAMED - TYP
SCALE: 1 1/2" = 1'-0"



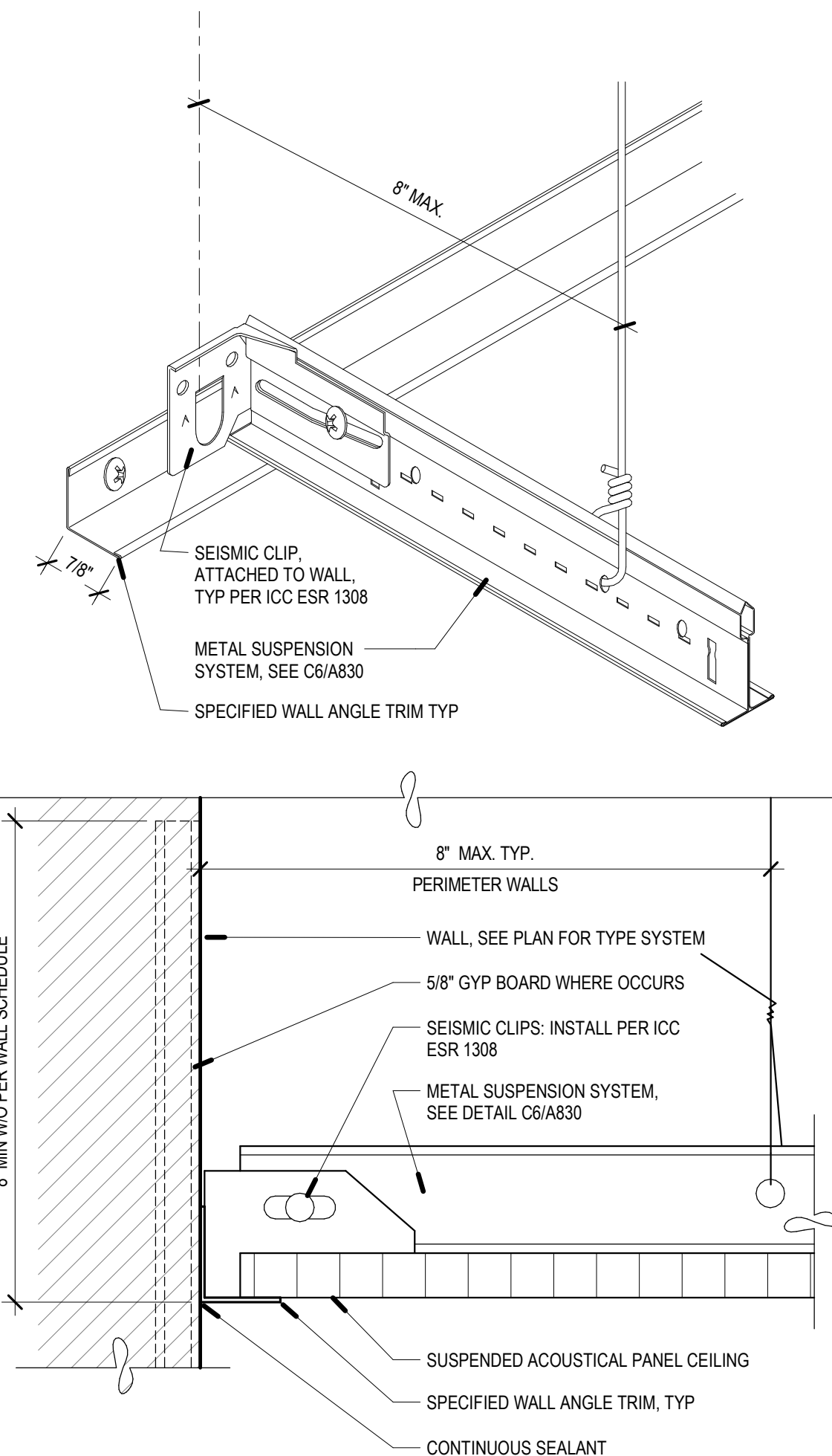
C5 METAL STUD - HEADER - TYP
SCALE: 3" = 1'-0"



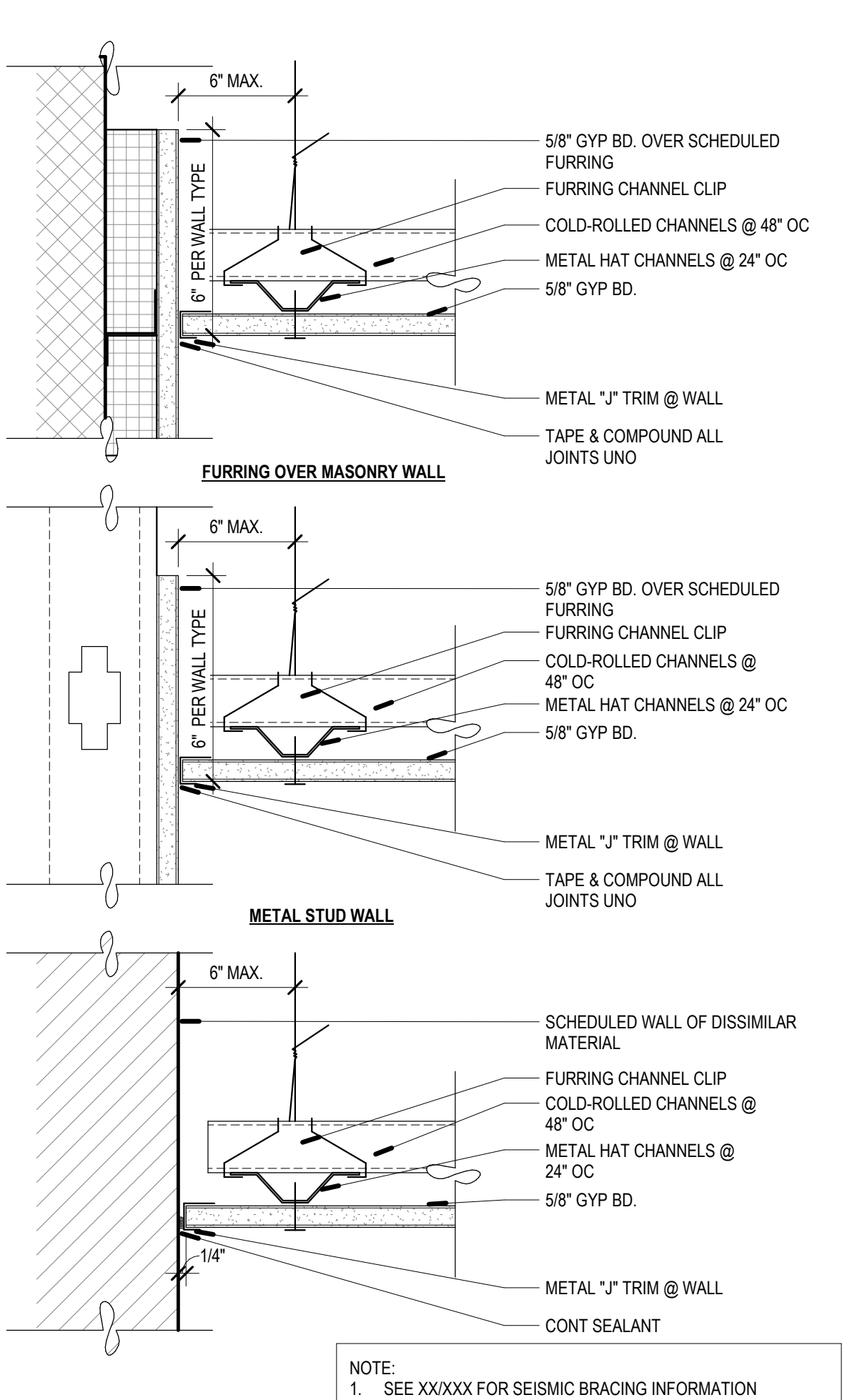
C6 SUSPENDED CEILING - GYP - TYP
SCALE: 3" = 1'-0"



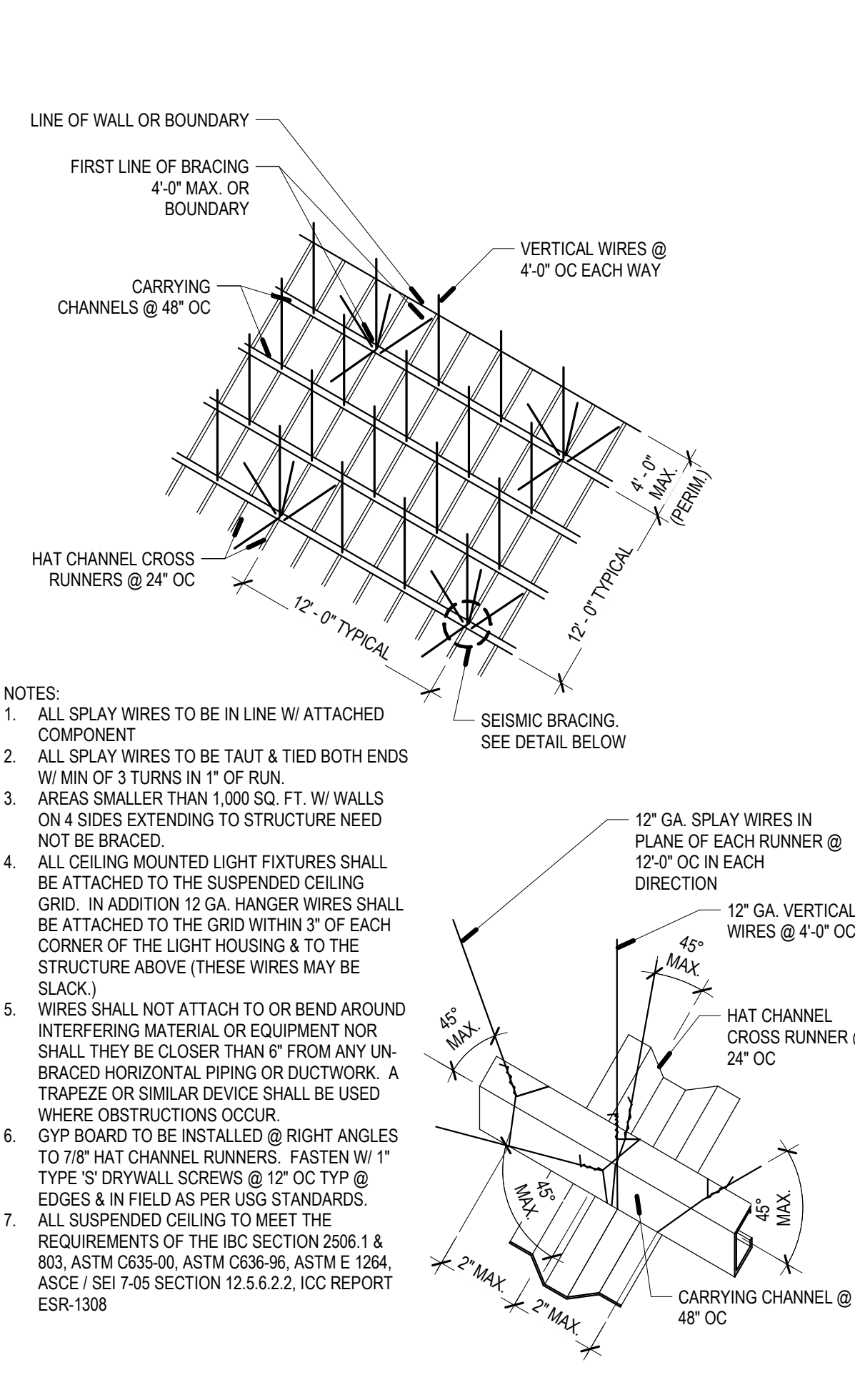
A2 SURGICAL LIGHT SUPPORT DETAIL
SCALE: 1 1/2" = 1'-0"



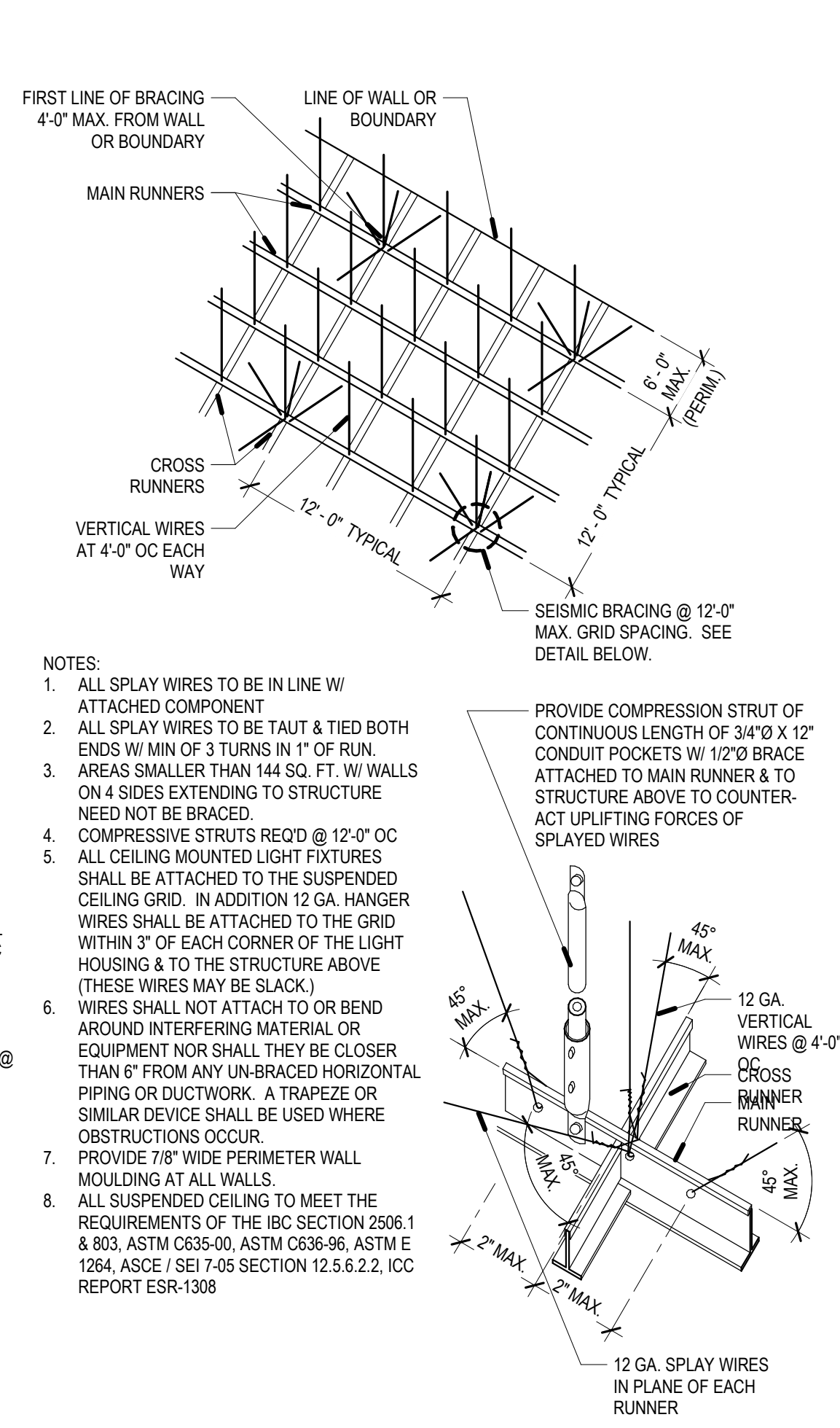
A3 SUSPENDED CEILING - TYP
SCALE: 6" = 1'-0"



A4 SLIP JOINT
SCALE: 3" = 1'-0"



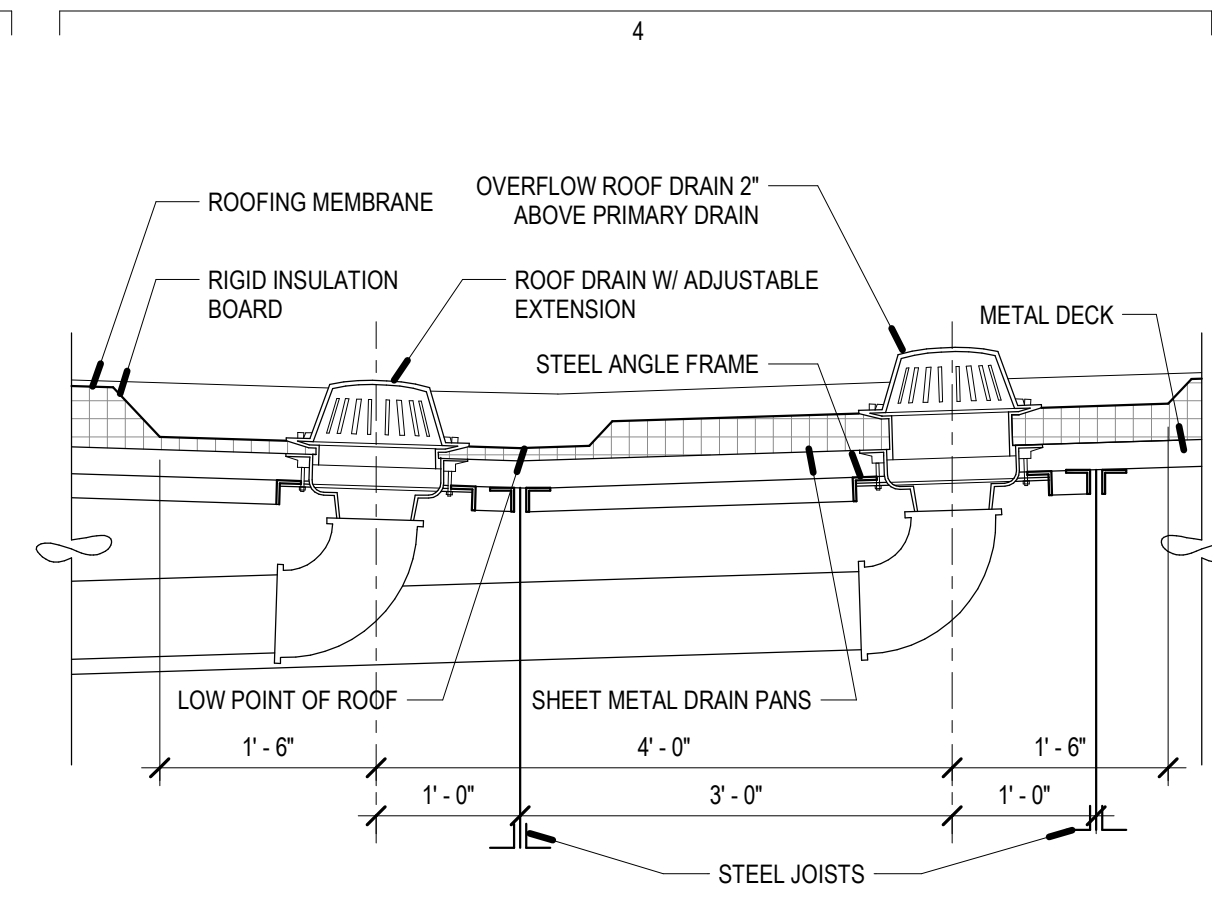
A5 SUSPENDED CEILING - GYP BRACING - TYP
SCALE: 6" = 1'-0"



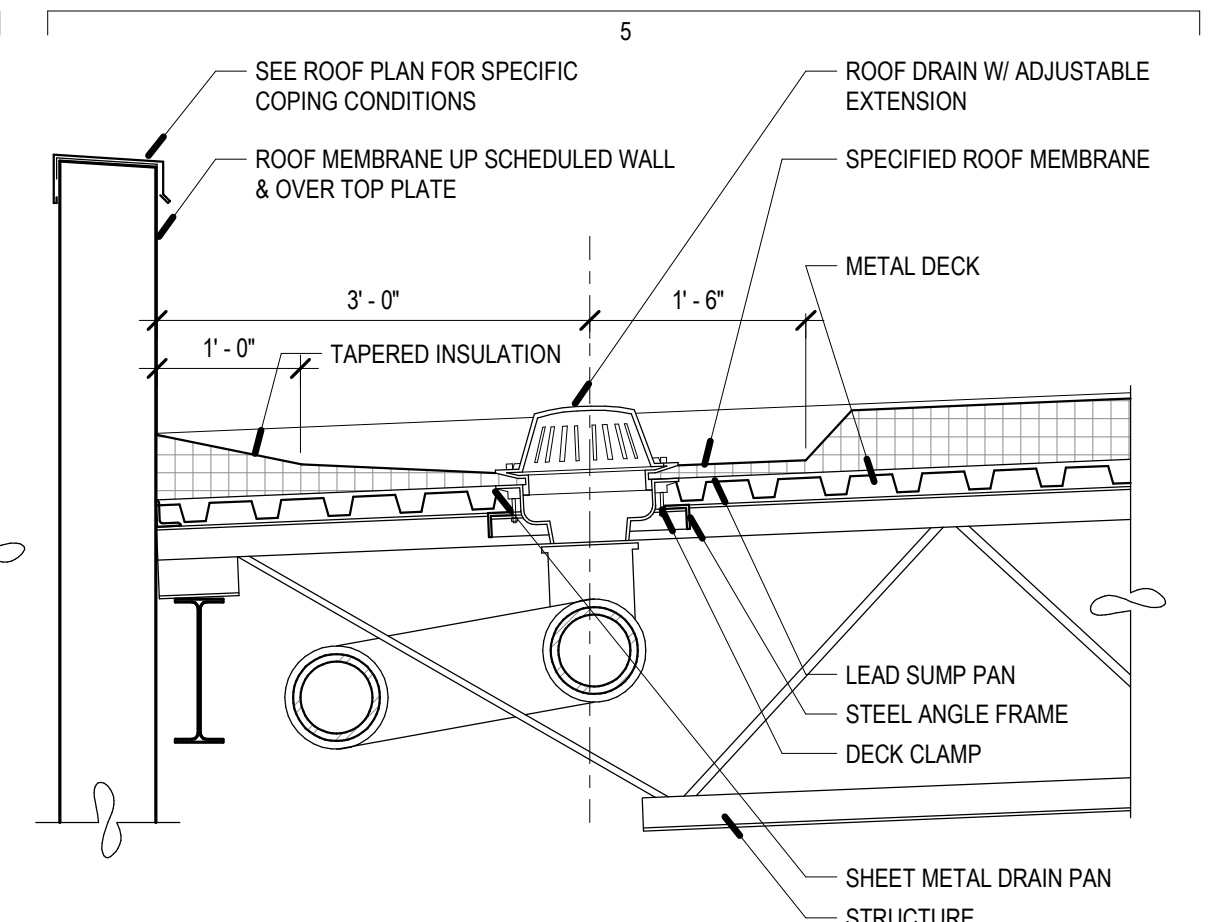
A6 SUSPENDED CEILING - SEISMIC BRACING
SCALE: 6" = 1'-0"

REV	DATE	DESCRIPTION

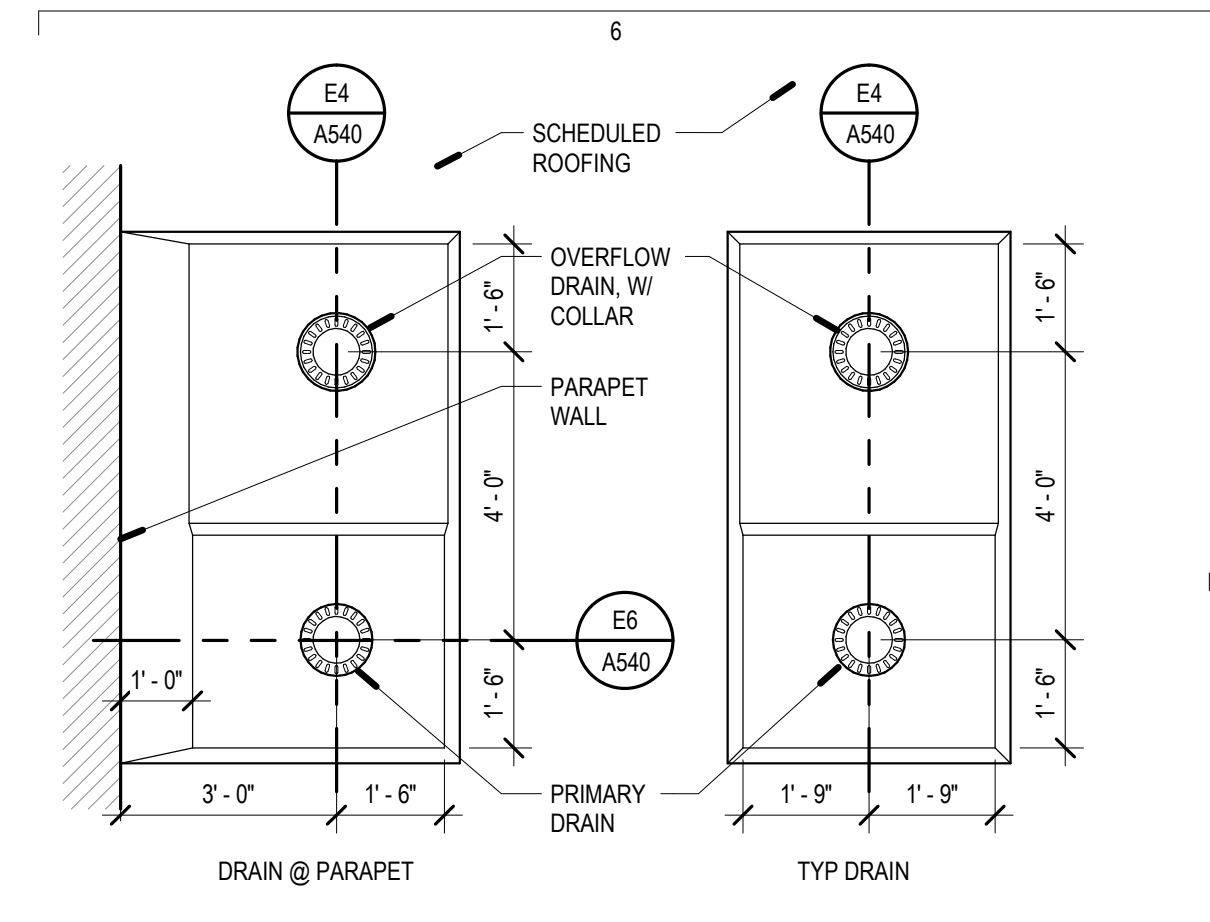
VCBO NUMBER: 20230
CLIENT NUMBER:
DATE: 2020.10.30



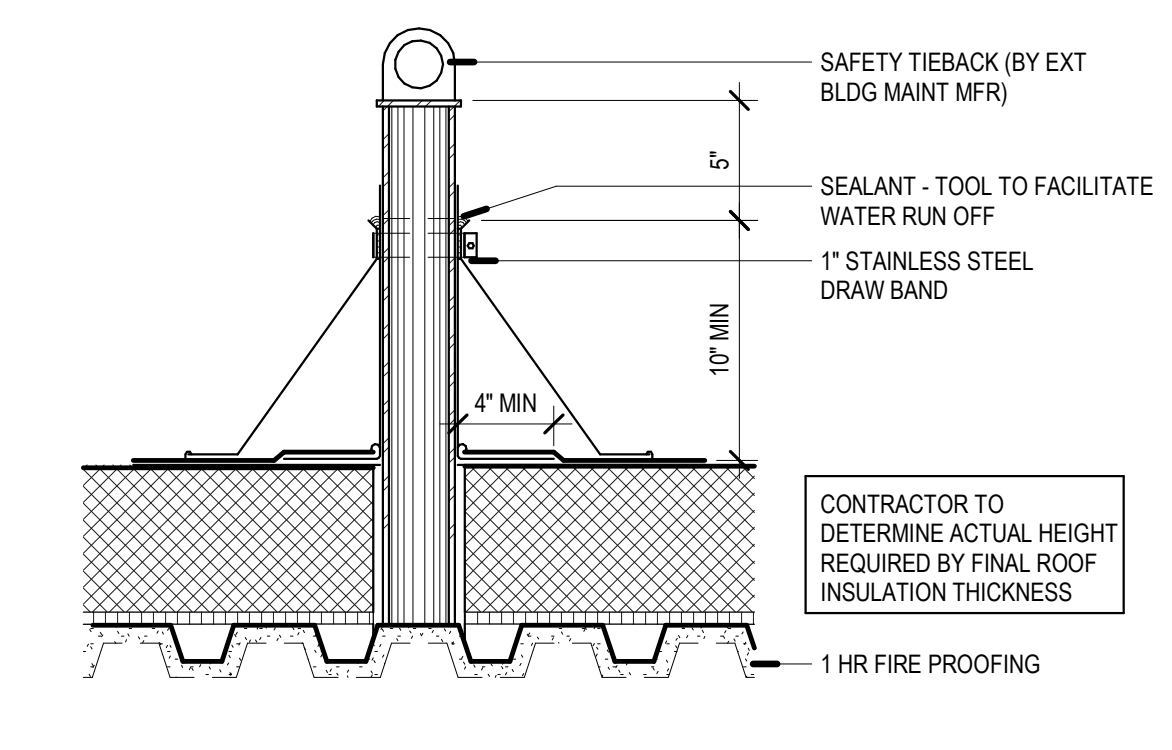
E4 ROOF DRAIN SECTION A-A
 E5/ A540 SCALE: 3/4" = 1'-0"



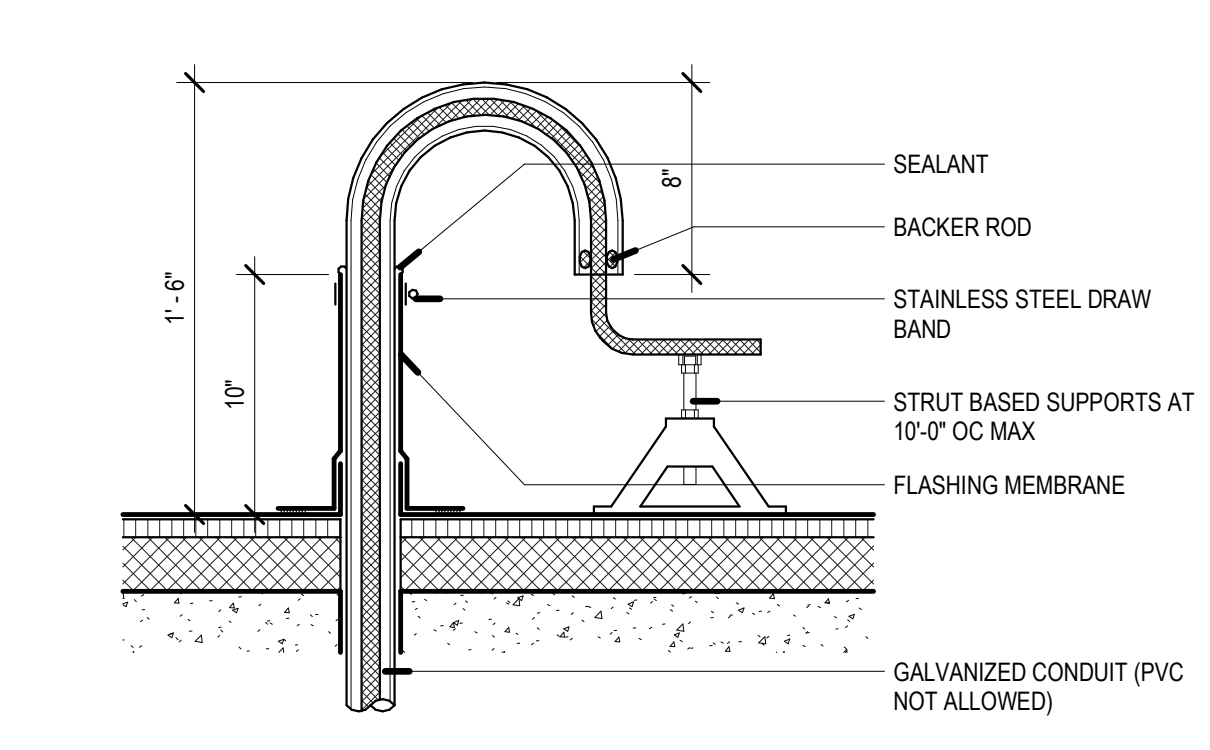
E6 ROOF DRAIN SECTION B-B
 E5/ A540 SCALE: 3/4" = 1'-0"



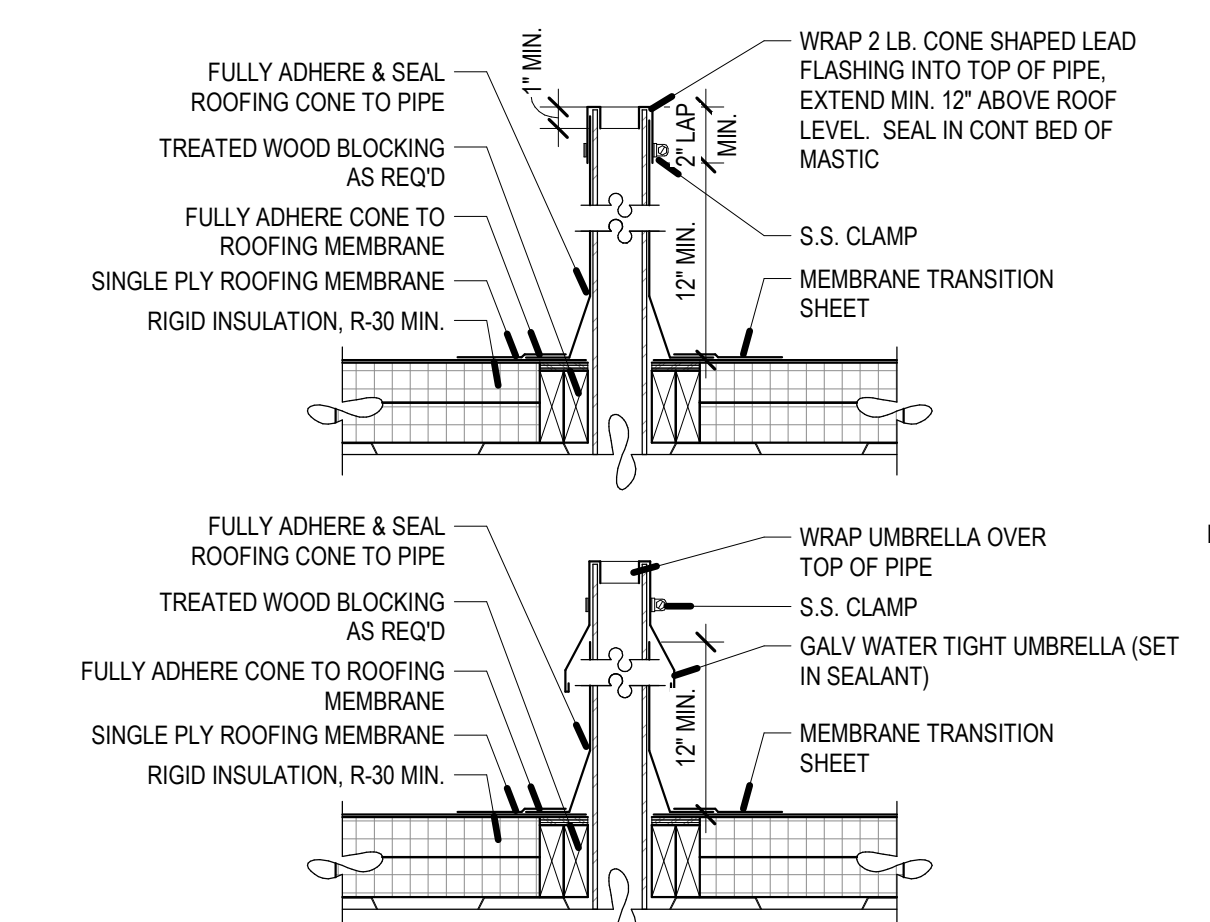
E5 ROOF DRAIN - TYP
 SCALE: 3/8" = 1'-0"



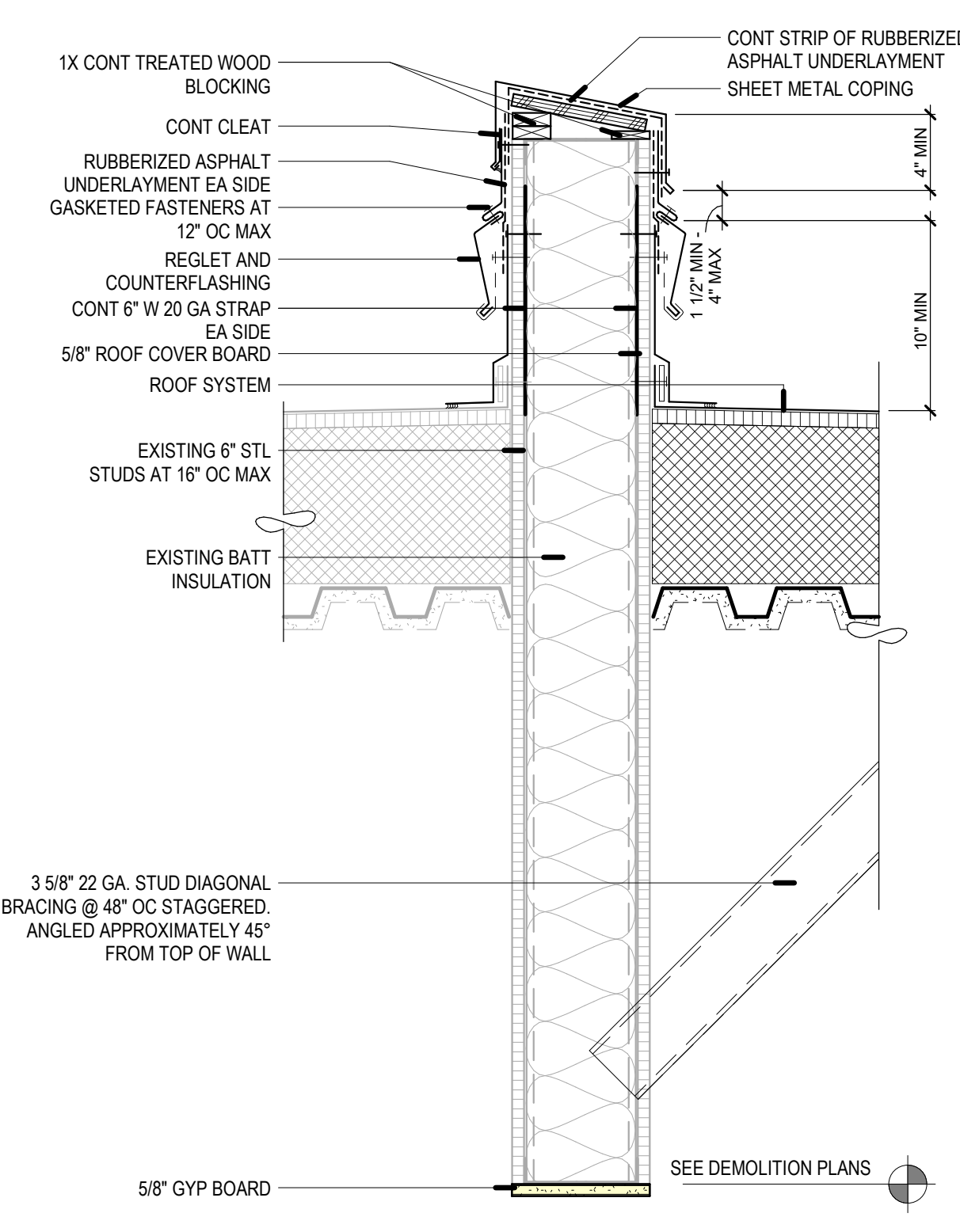
D4 ROOF TIEBACK
 SCALE: 1 1/2" = 1'-0"



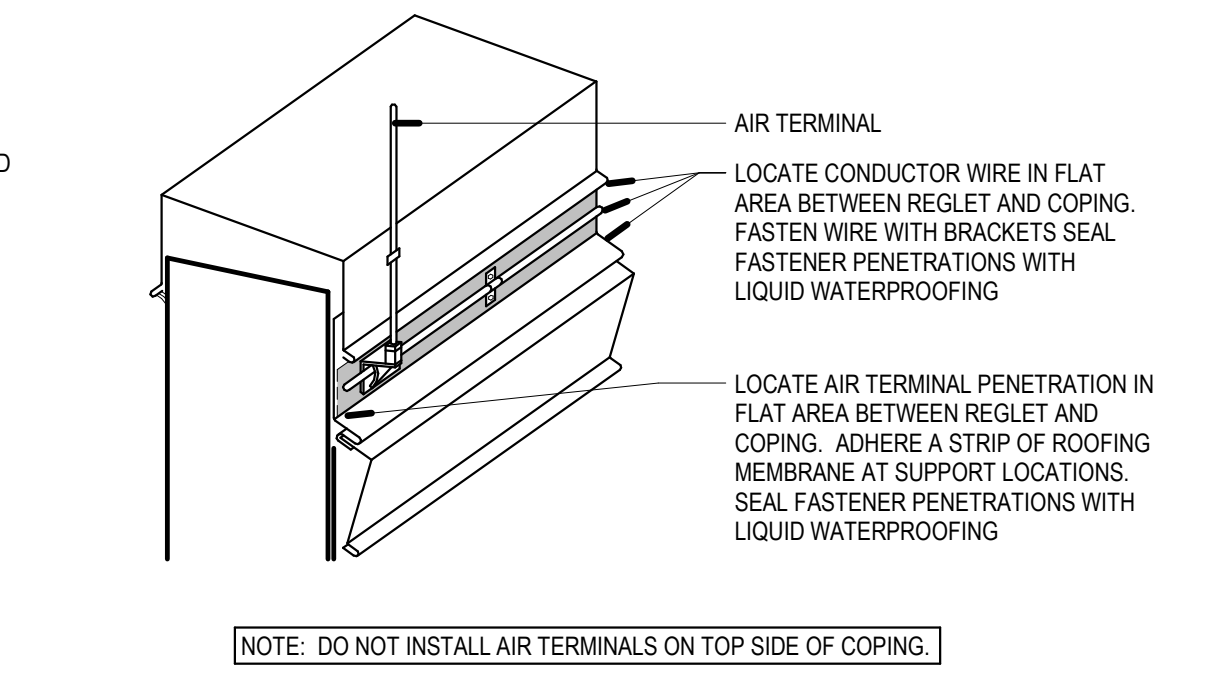
D5 LIGHTNING DETAILS
 SCALE: 1 1/2" = 1'-0"



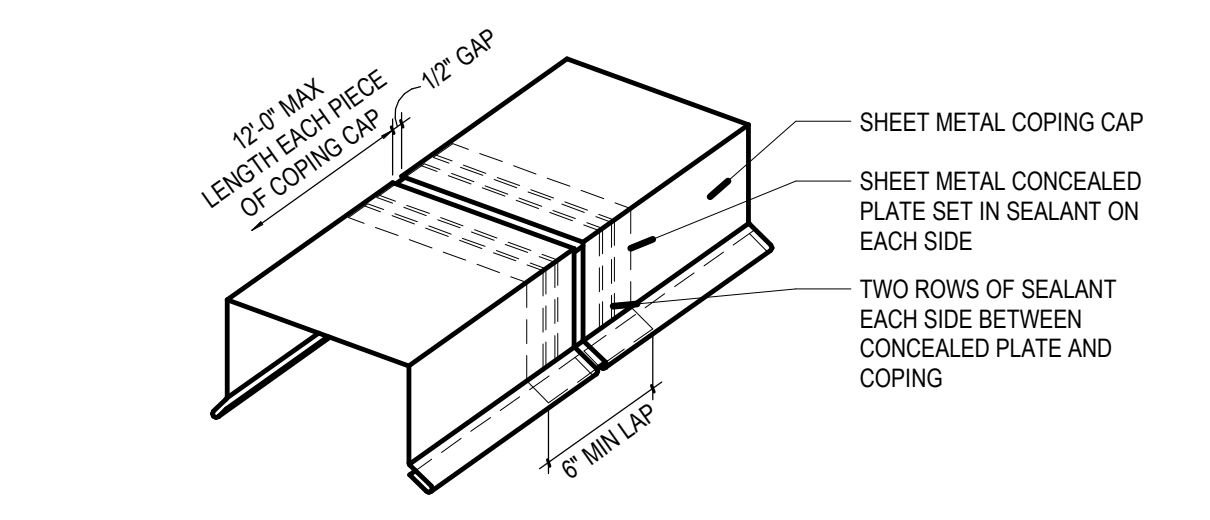
D6 ROOF - PENETRATION
 SCALE: 1" = 1'-0"



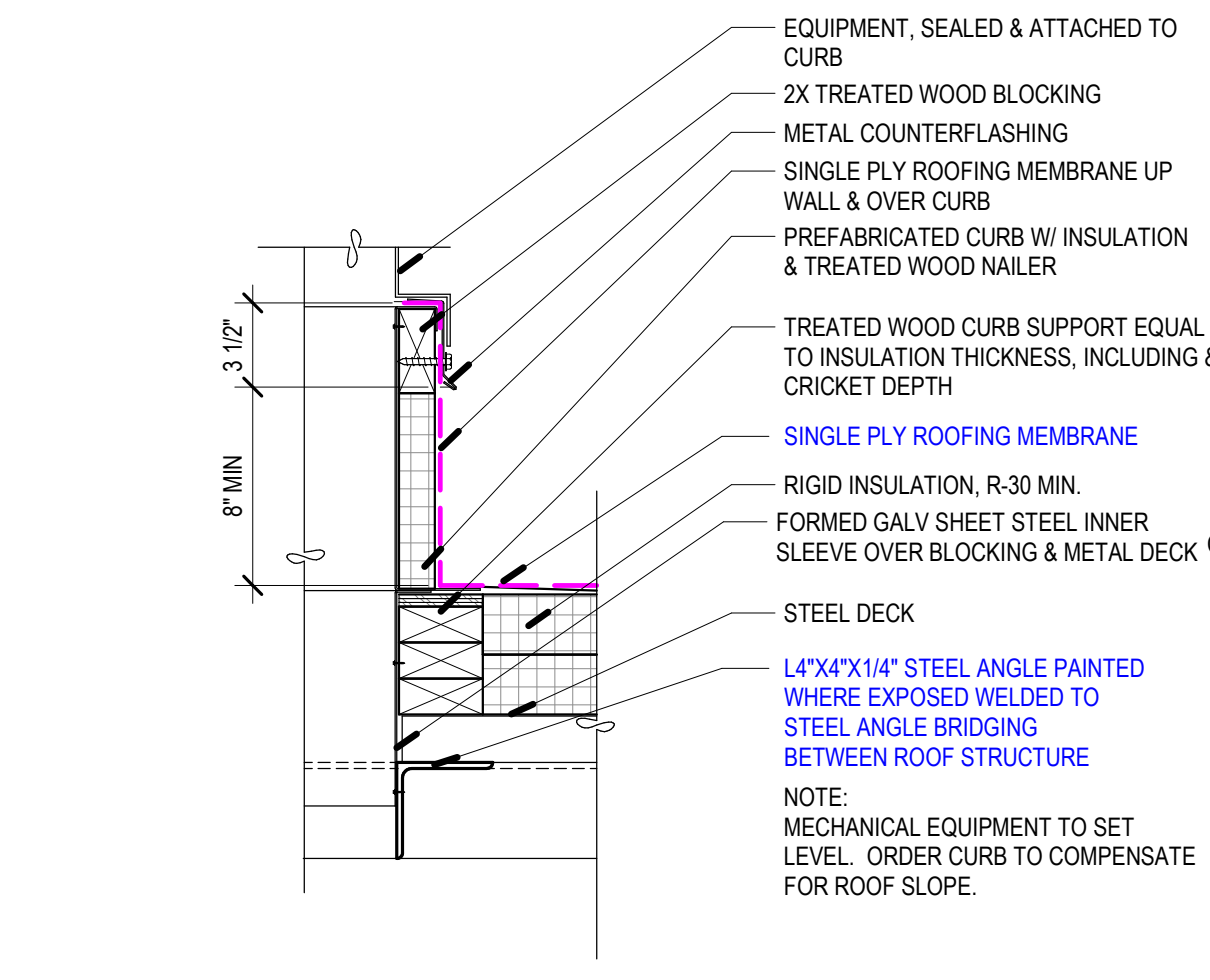
B4 ROOF SEPARATION DETAIL
 SCALE: 1 1/2" = 1'-0"



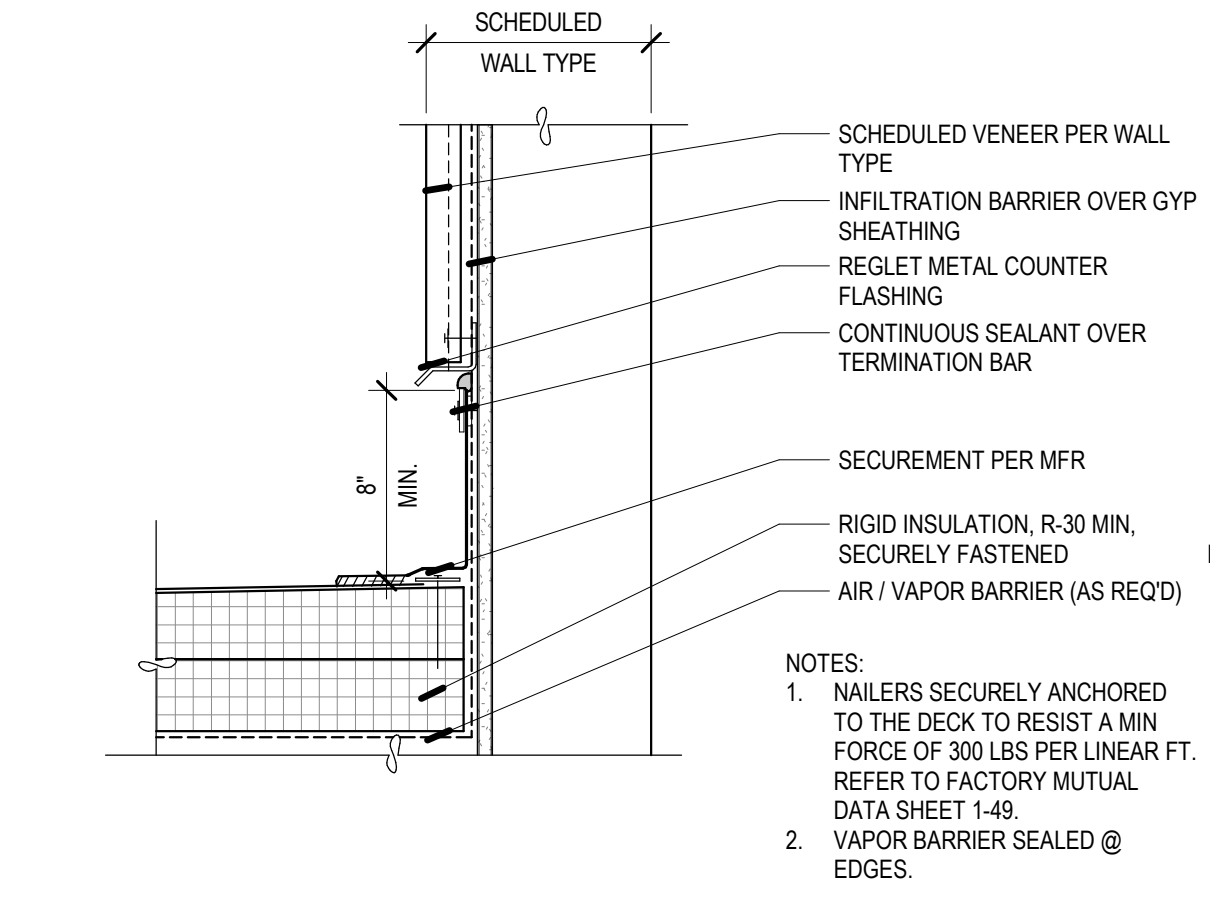
C5 LIGHTNING PROTECTION AIR TERMINAL SUPPORT DETAIL AT PARAPET
 SCALE: 1 1/2" = 1'-0"



B5 COPING CAP W/ CONCEALED PLATES
 SCALE: 1 1/2" = 1'-0"



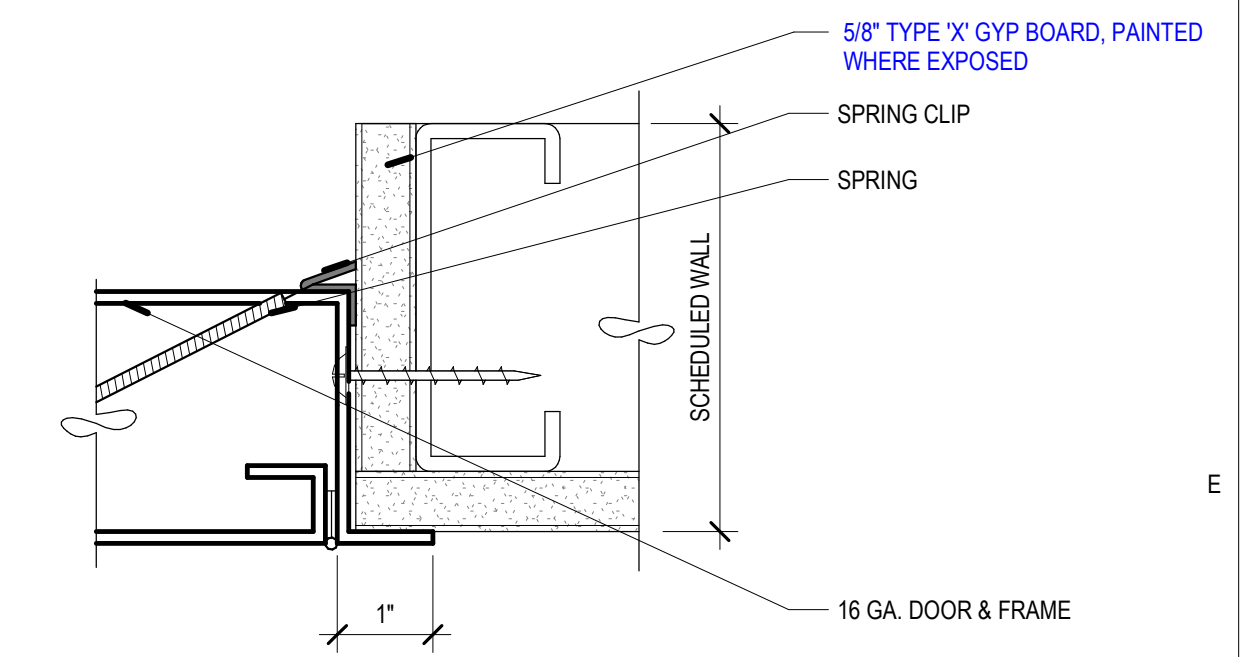
C6 ROOF - CURB
 SCALE: 1 1/2" = 1'-0"



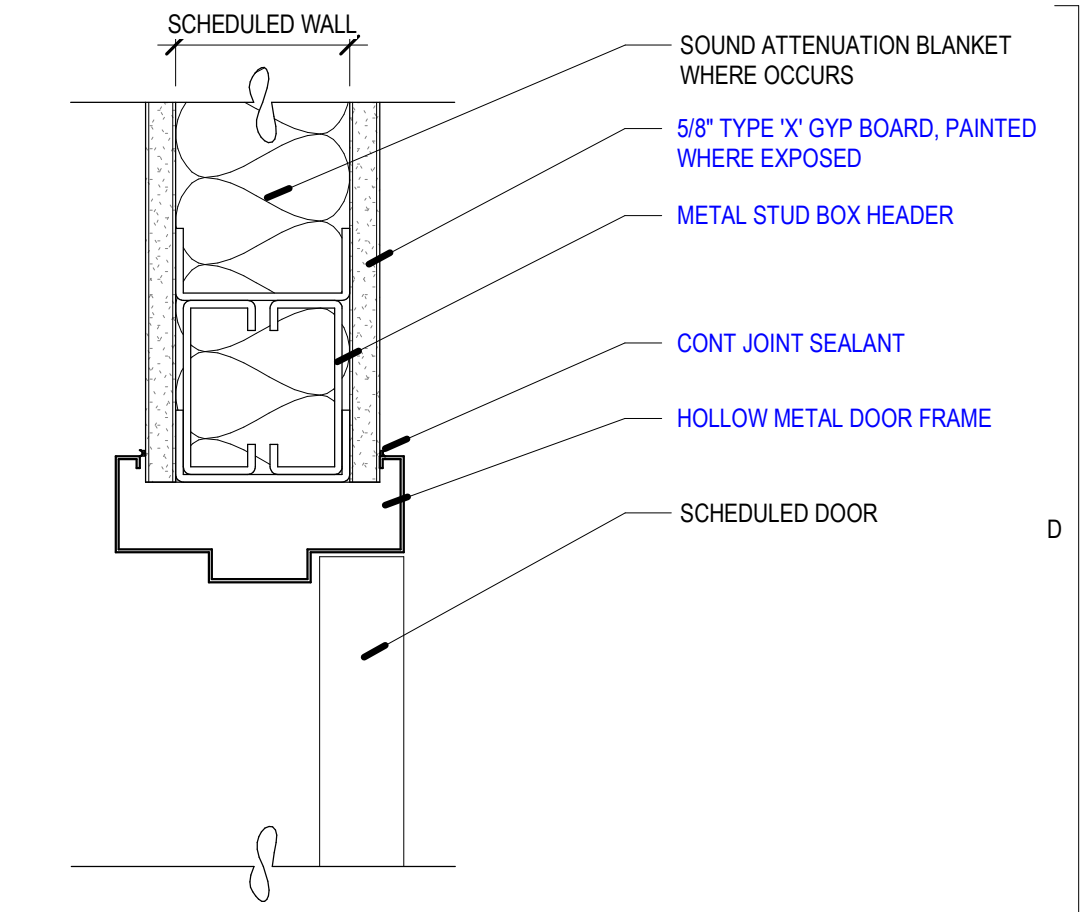
B6 ROOF - MEMBRANE - STUD WALL
 SCALE: 1 1/2" = 1'-0"

REV	DATE	DESCRIPTION

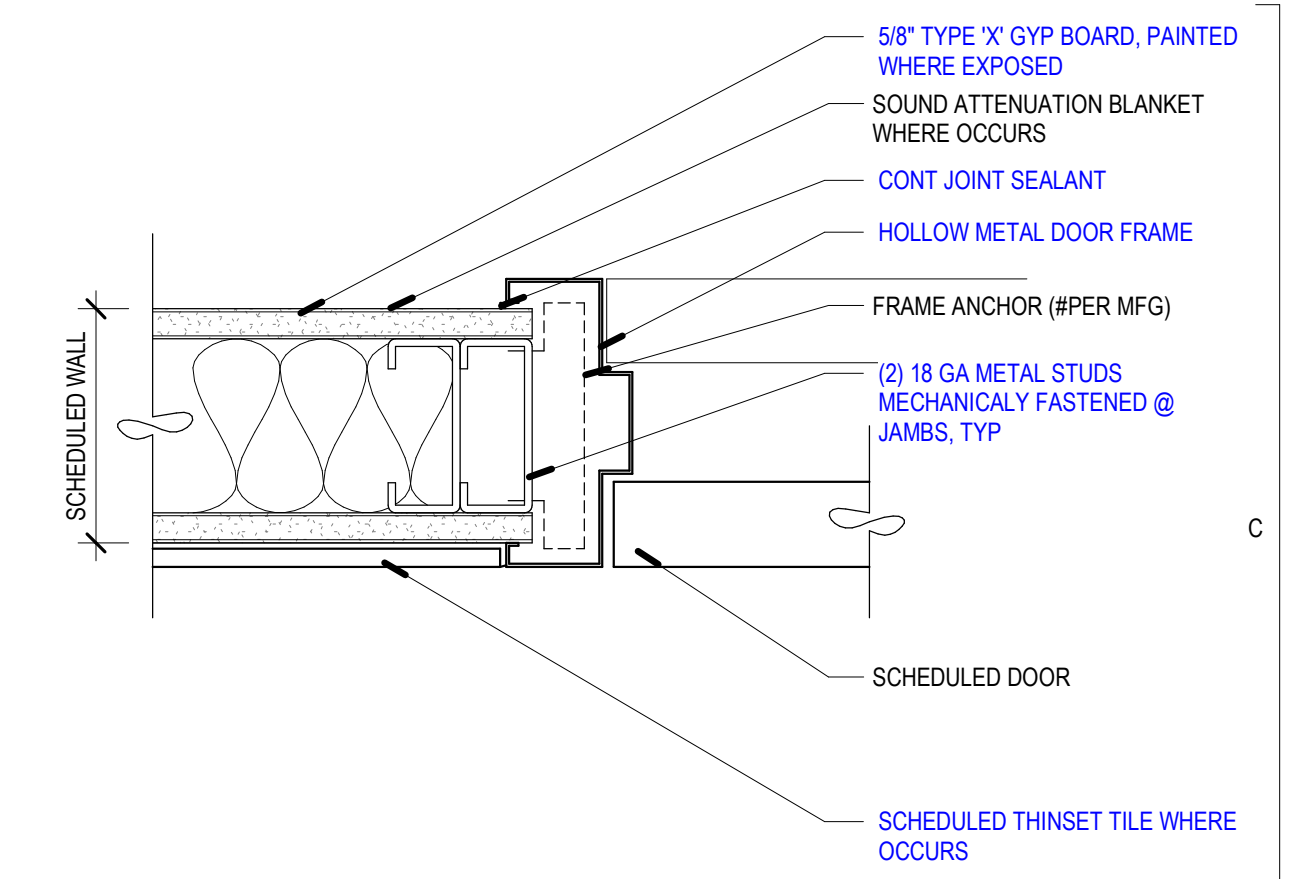
VCBO NUMBER: 20320
 CLIENT NUMBER:
 DATE: 2020.10.30



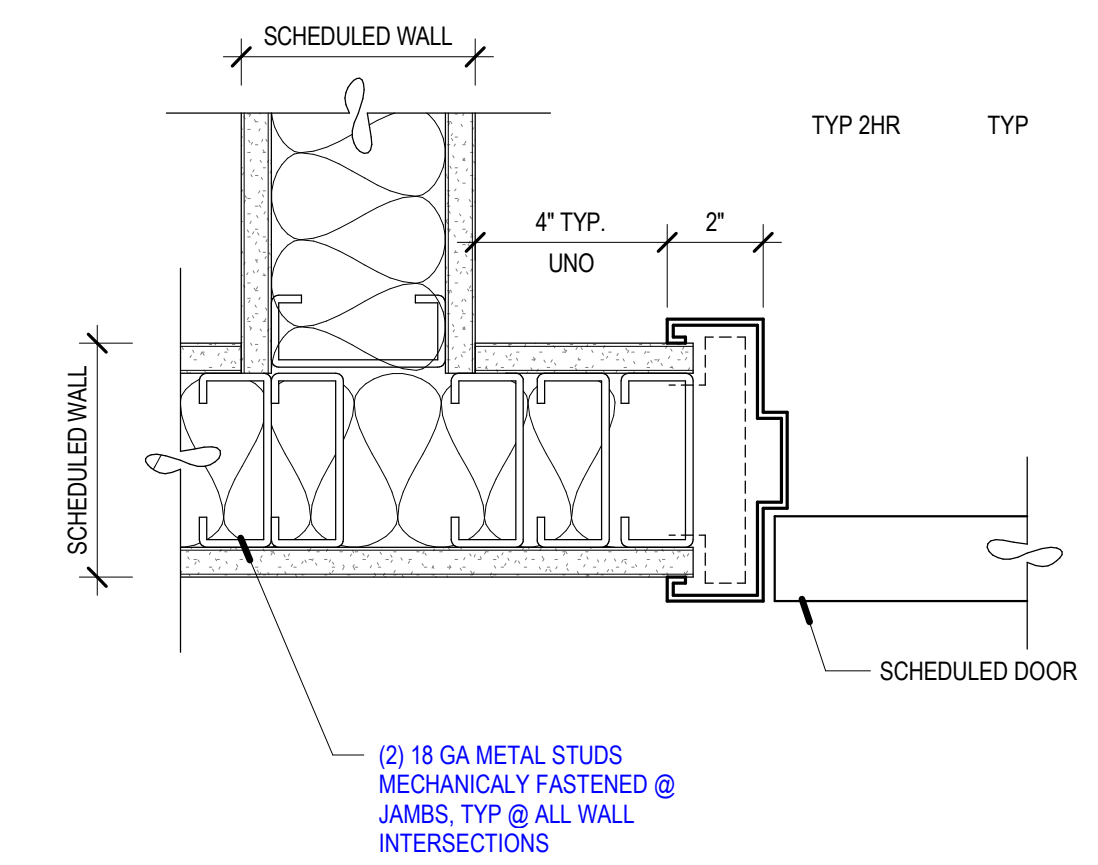
E6 ACCESS DOOR
 SCALE: 6" = 1'-0"



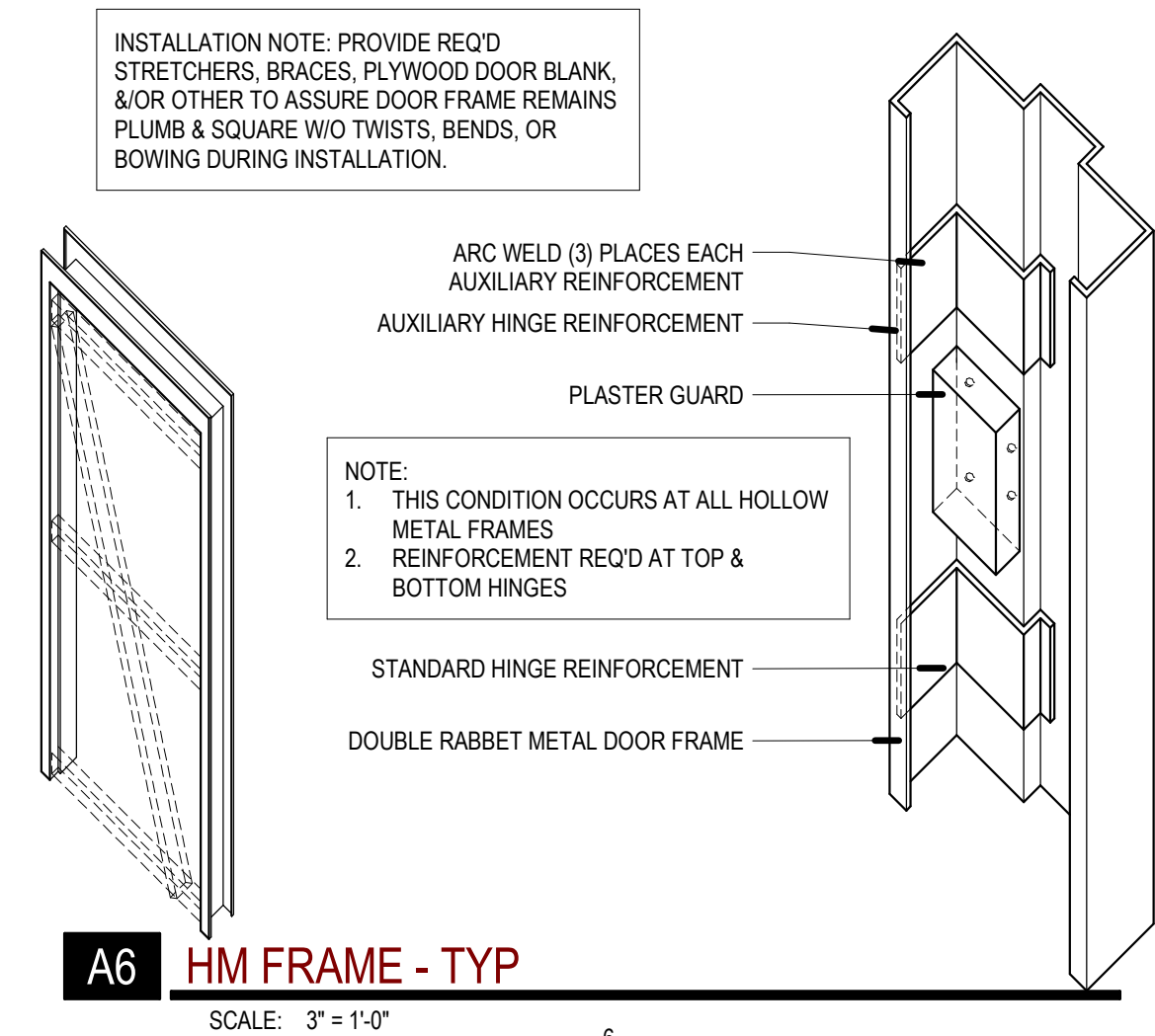
D6 HM DOOR - HEAD
 CAI A600 SCALE: 3" = 1'-0"



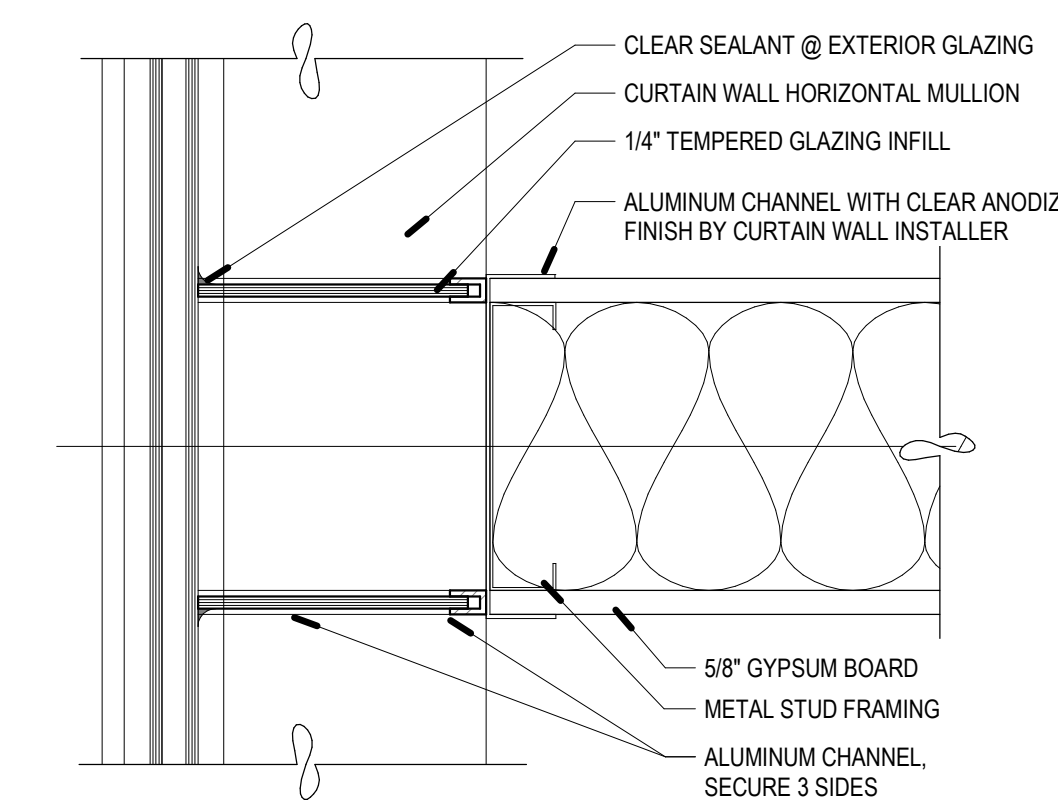
C6 HM DOOR - JAMB
 CAI A600 SCALE: 3" = 1'-0"



B6 HM DOOR - CORNER JAMB
 SCALE: 3" = 1'-0"




A6 HM FRAME - TYP
 SCALE: 3" = 1'-0"



A5 PERPENDICULAR WALL @ CURTAIN WALL
 SCALE: 3" = 1'-0"

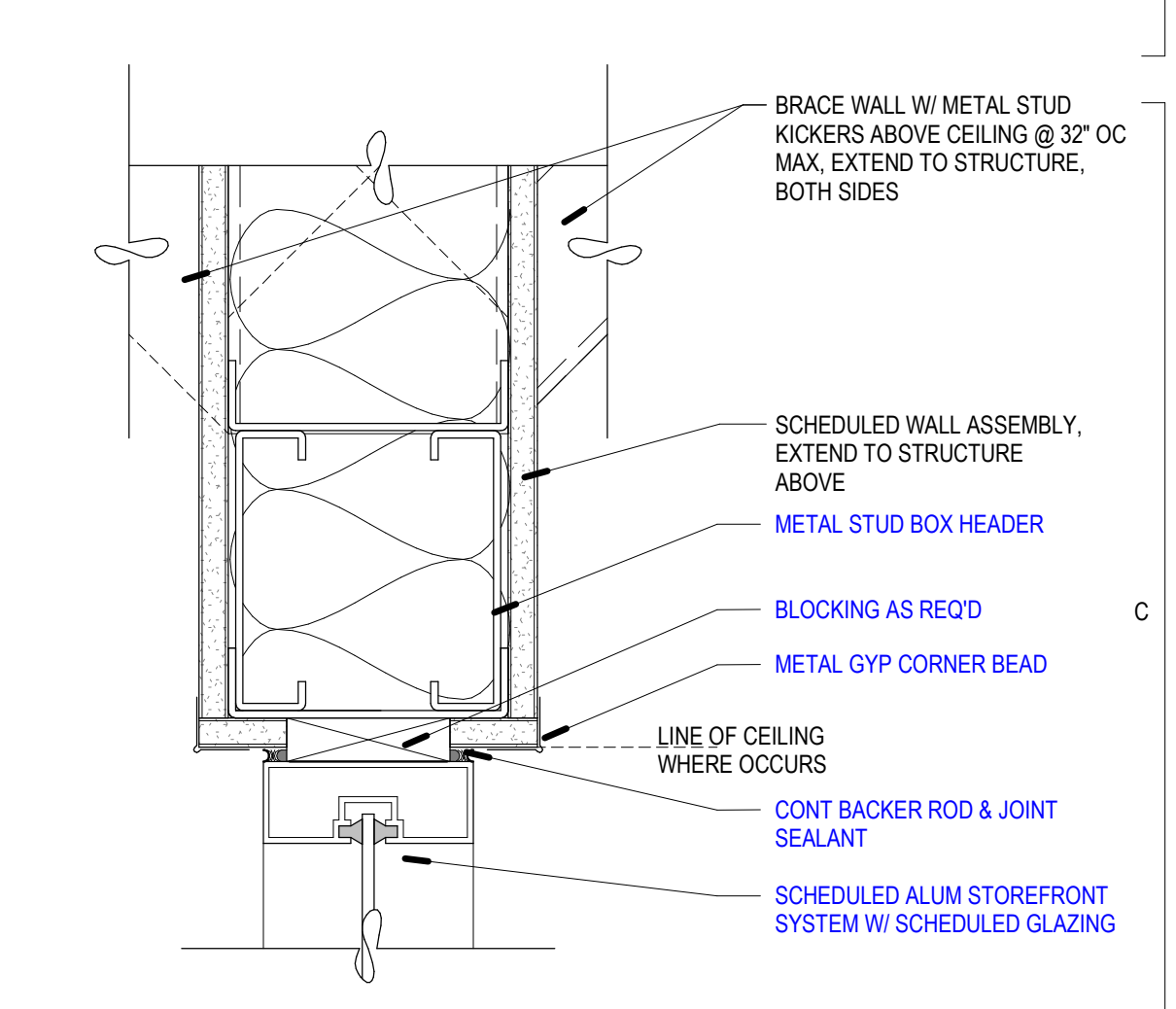
REV	DATE	DESCRIPTION

VCBO NUMBER: 20320
 CLIENT NUMBER:
 DATE: 2020.10.30

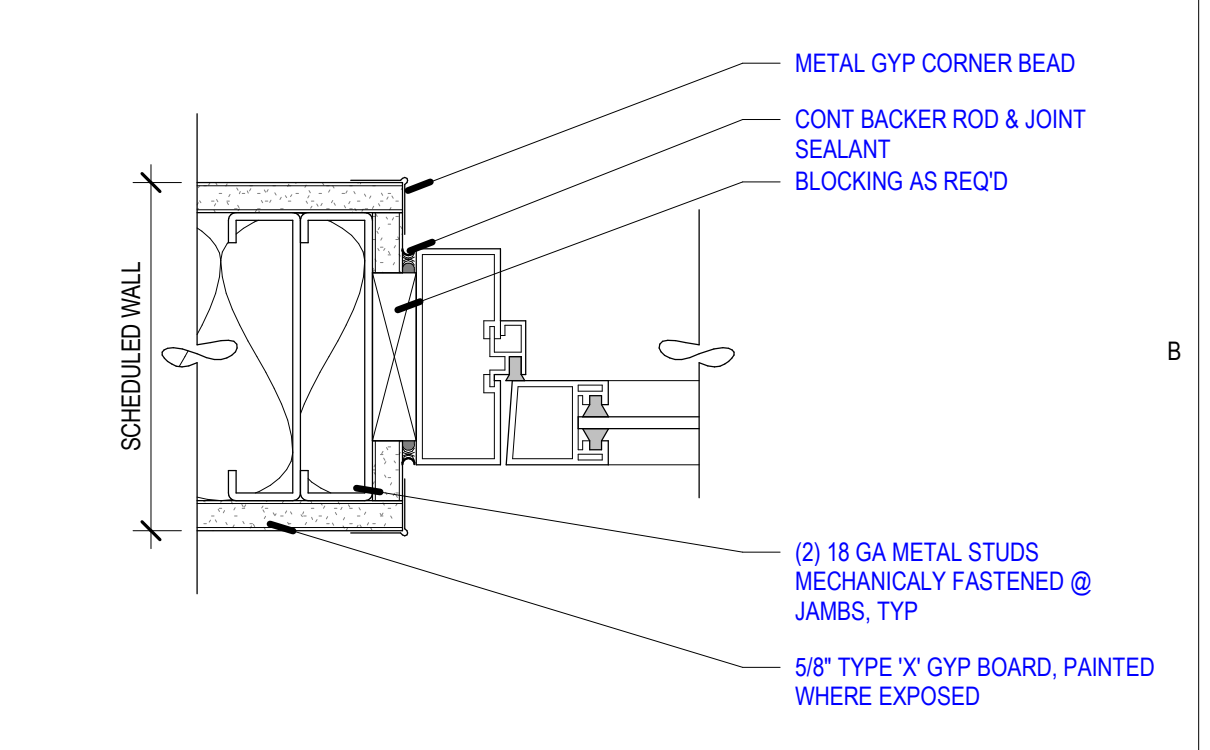


REV	DATE	DESCRIPTION

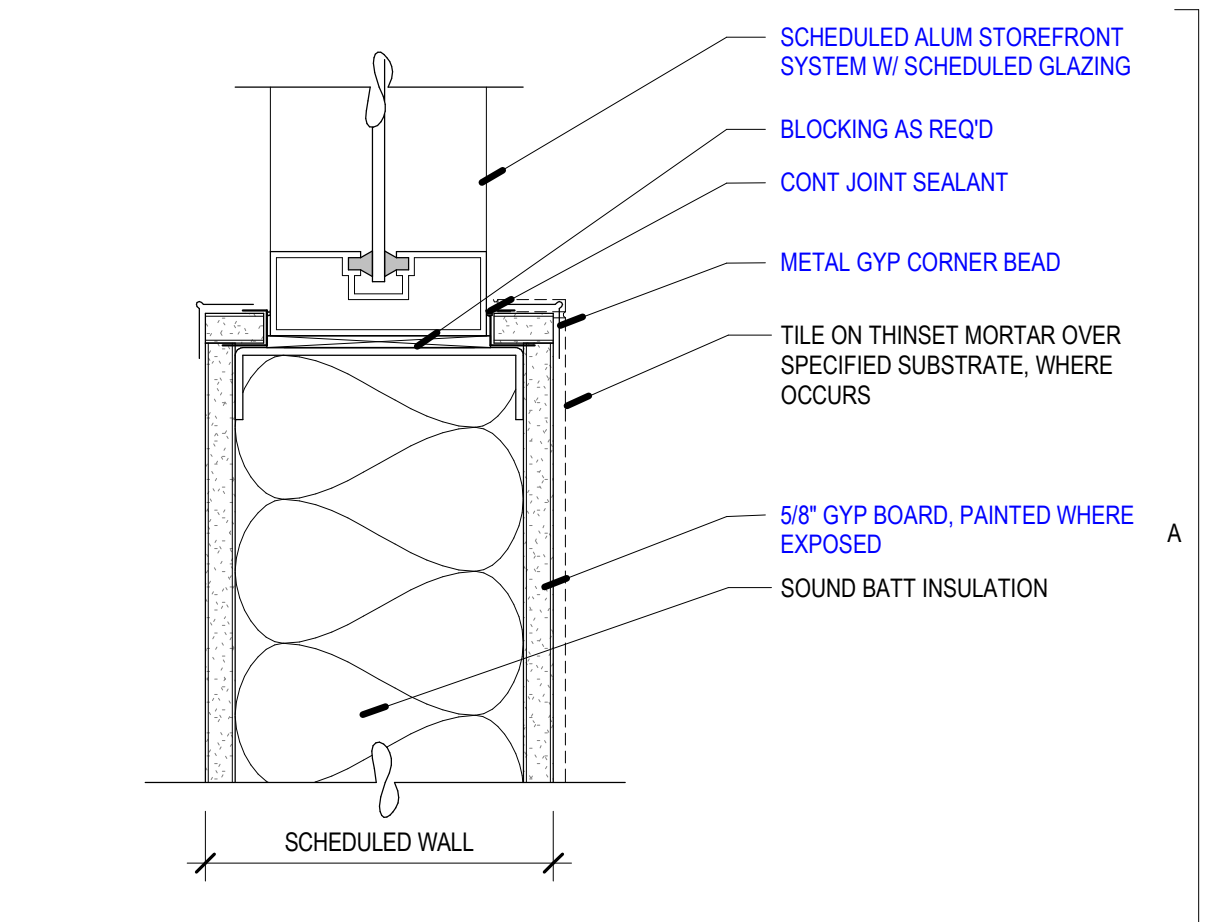
VCBO NUMBER: 20320
 CLIENT NUMBER:
 DATE: 2020.10.30



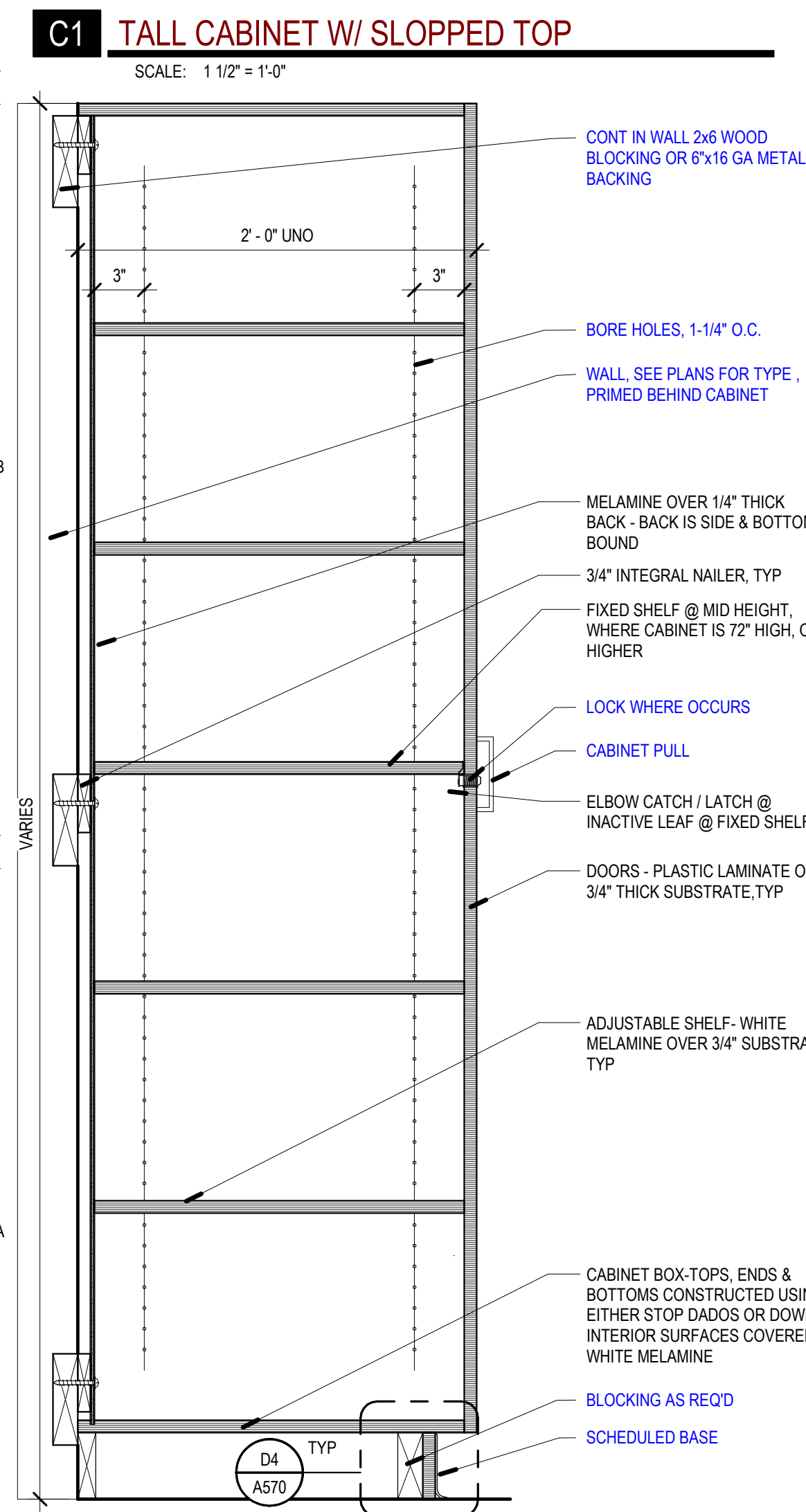
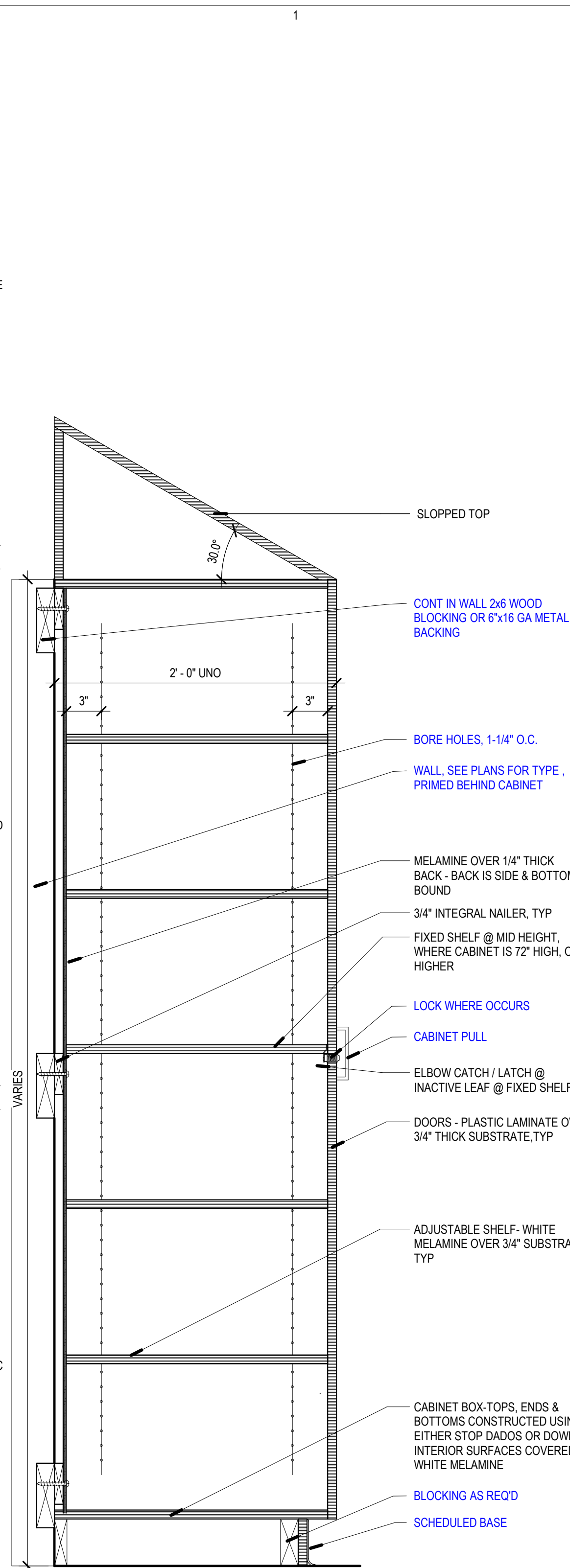
C6 STOREFRONT - INT - HEAD
 C1/A610 SCALE: 3" = 1'-0"



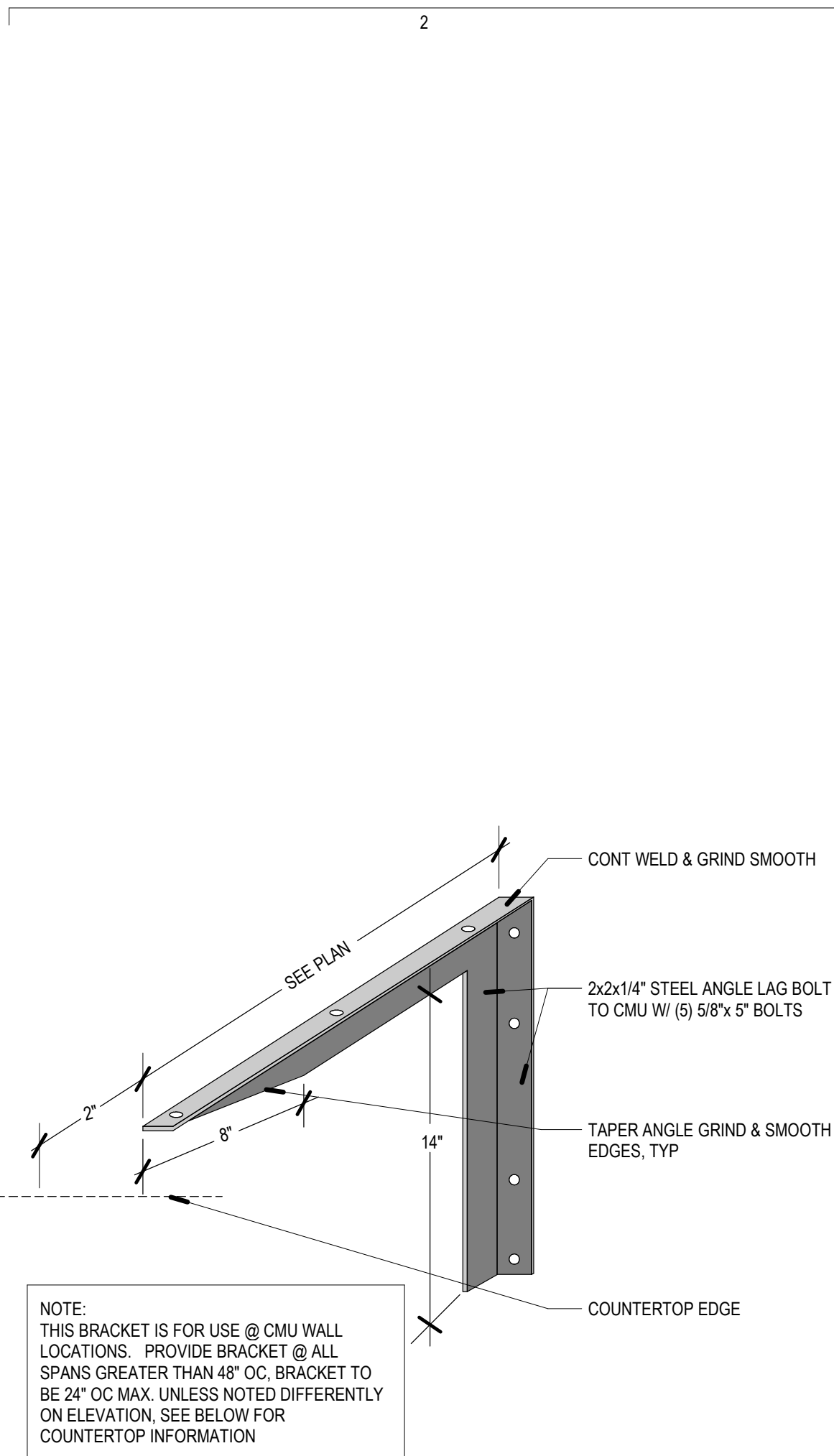
B6 STOREFRONT - INT - JAMB
 C1/A610 SCALE: 3" = 1'-0"



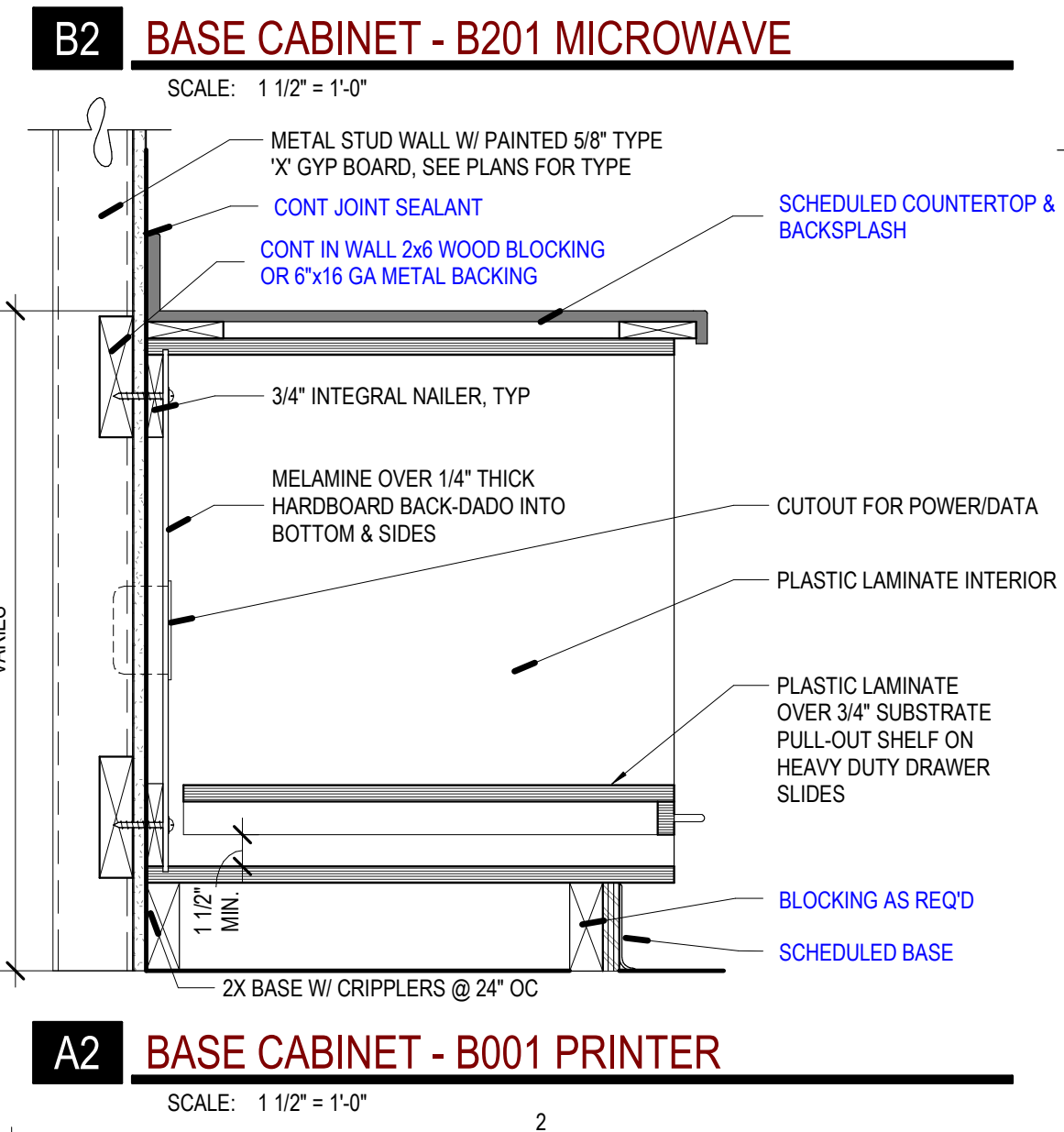
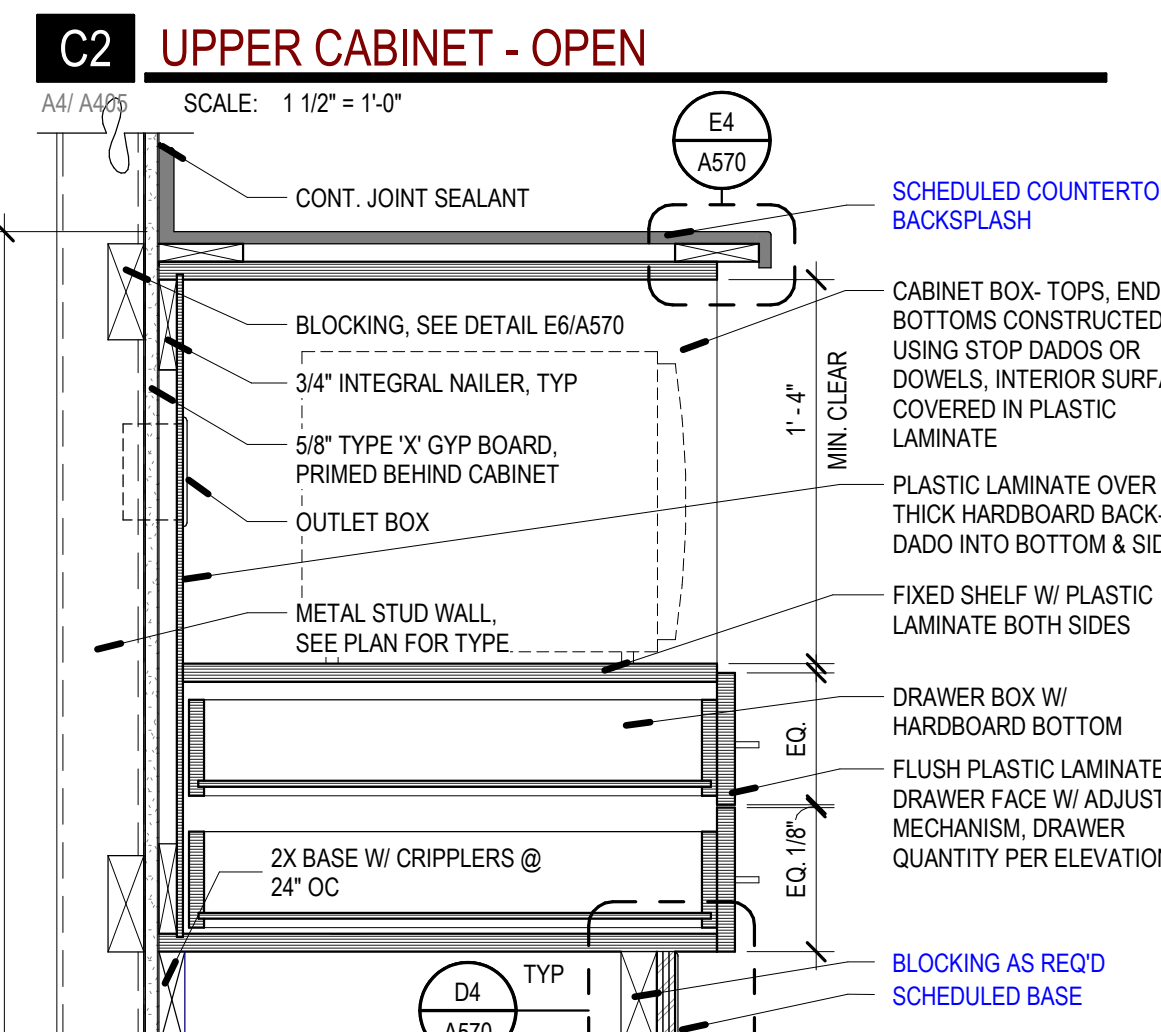
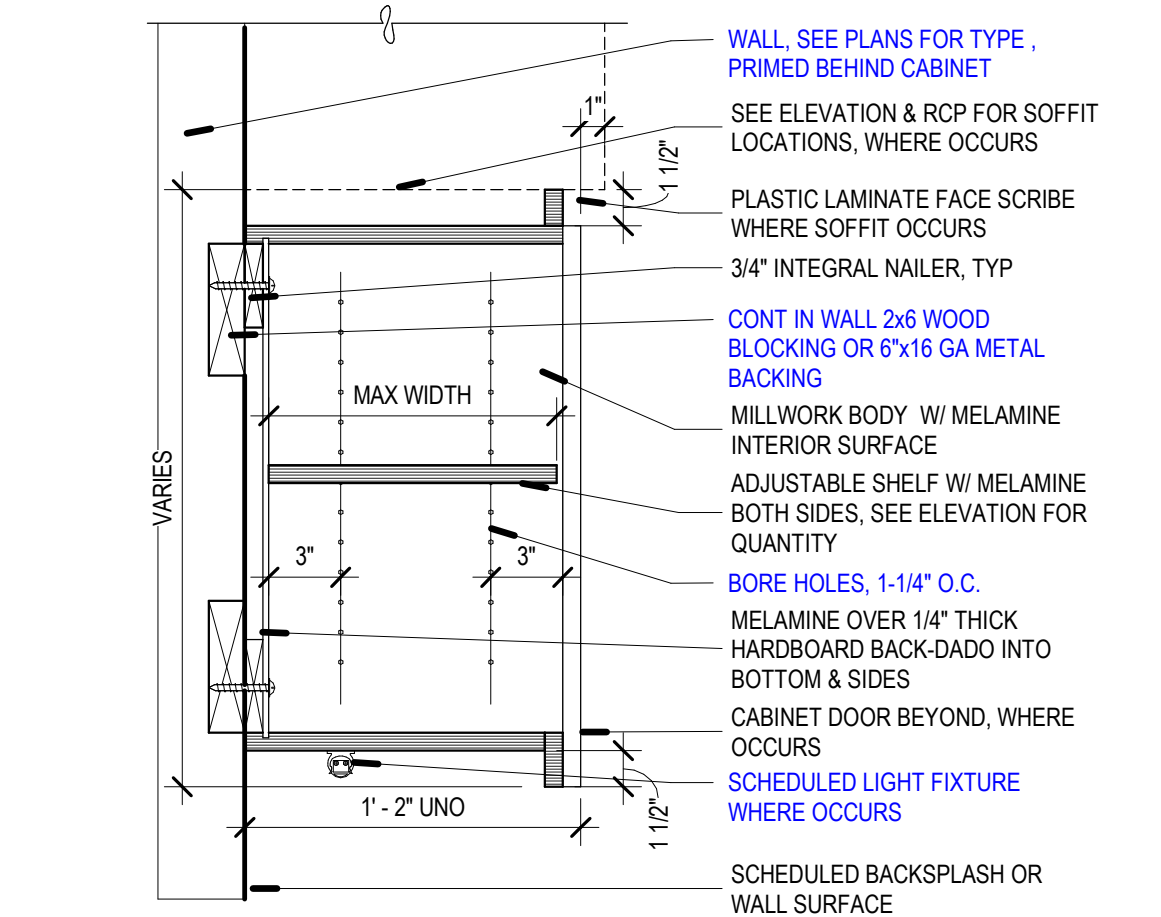
A6 STOREFRONT - INT - SILL
 C1/A610 SCALE: 3" = 1'-0"



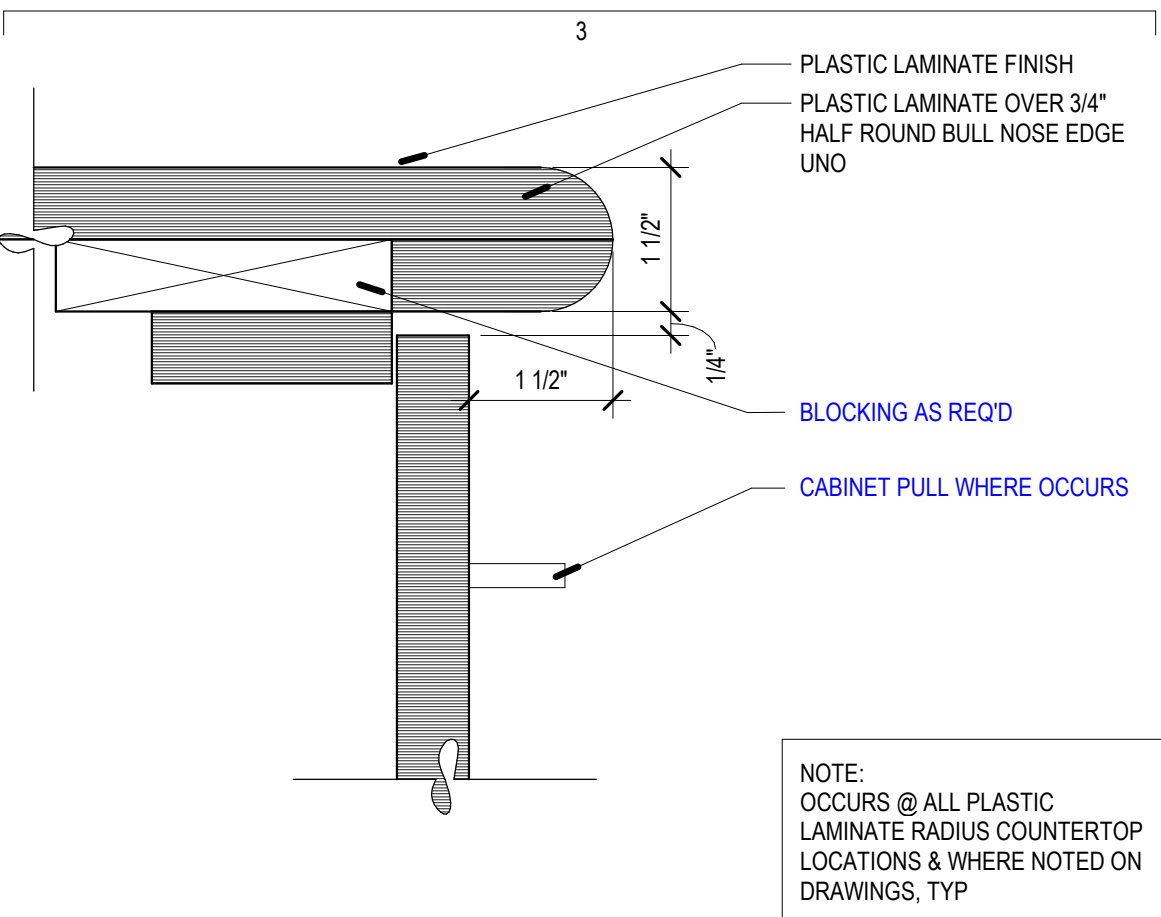
A1 TALL CABINET
SCALE: 1/12" = 1'-0"



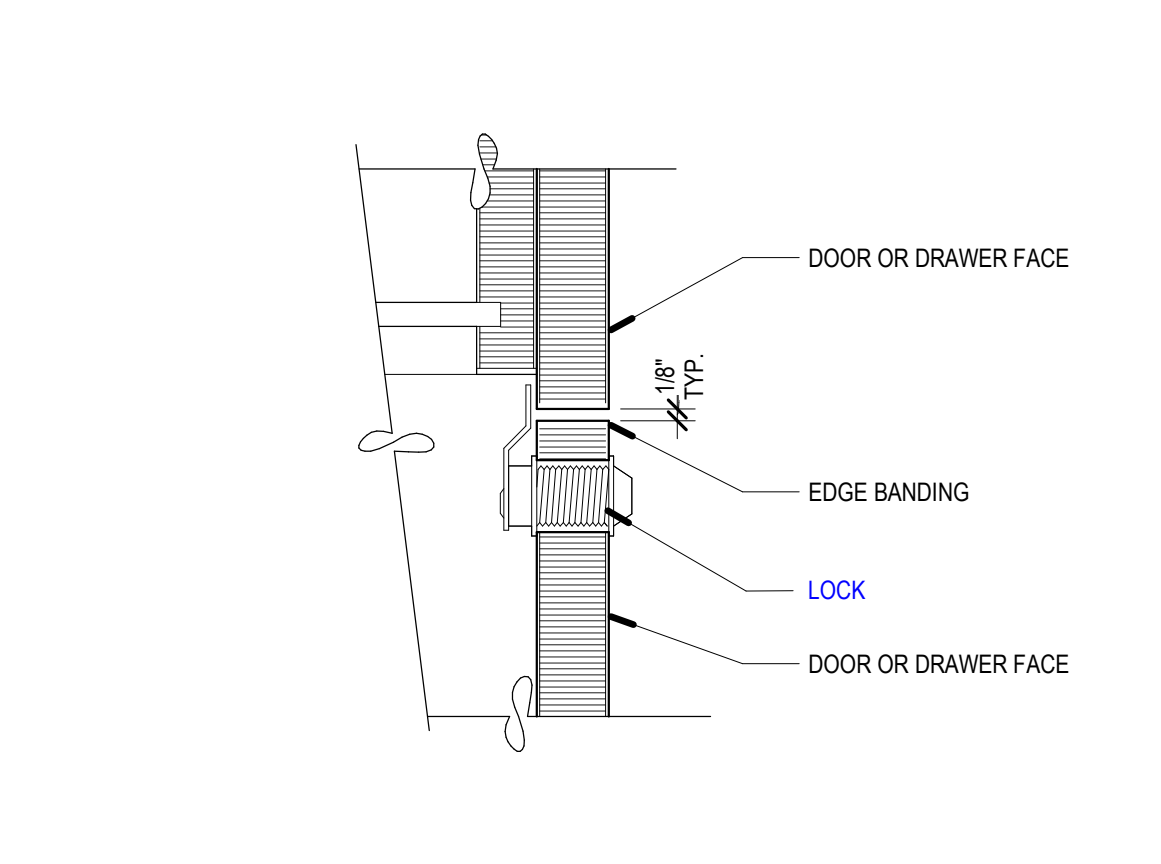
D2 COUNTER - SUPPORT - CMU
SCALE: 1/12" = 1'-0"



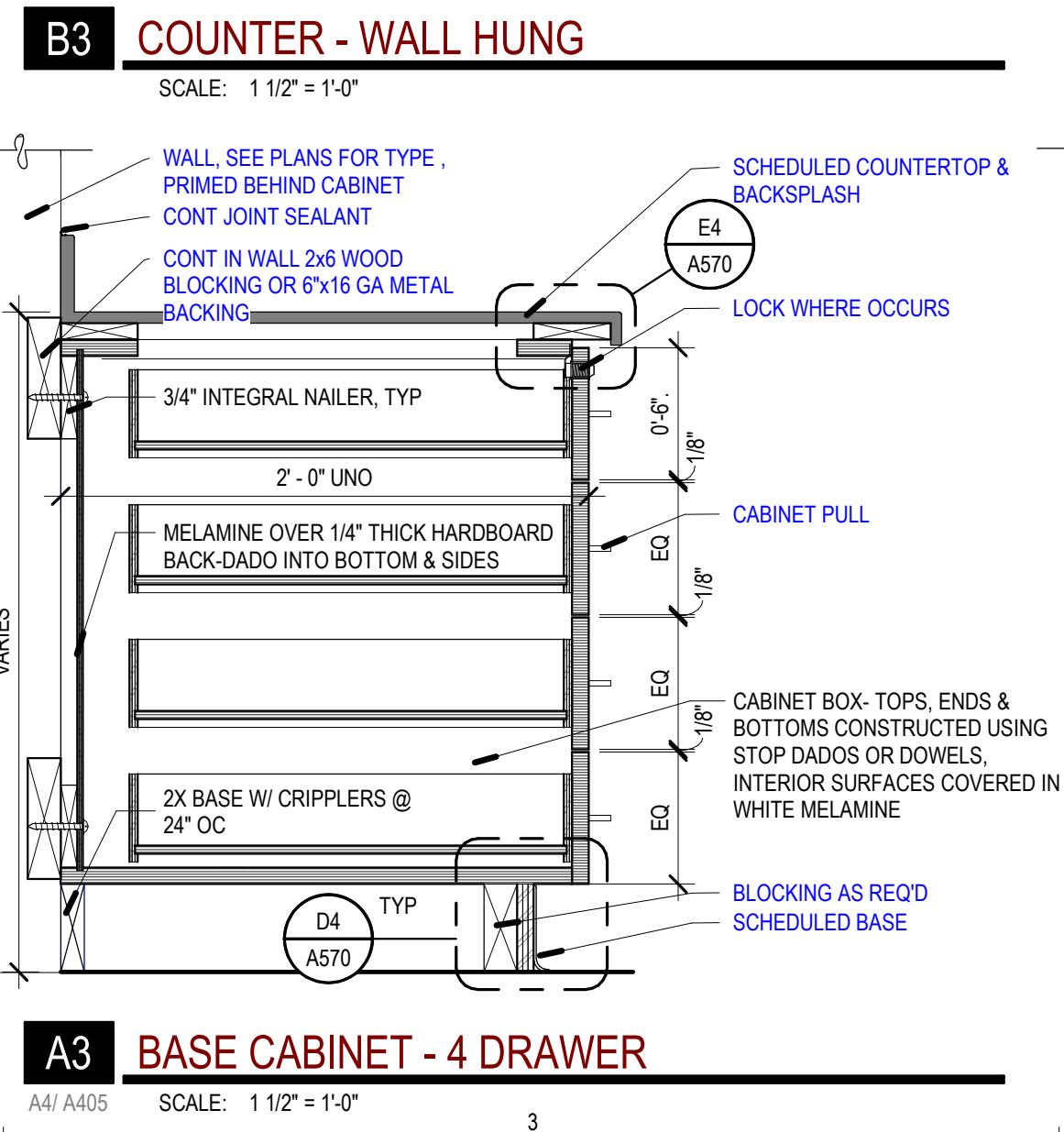
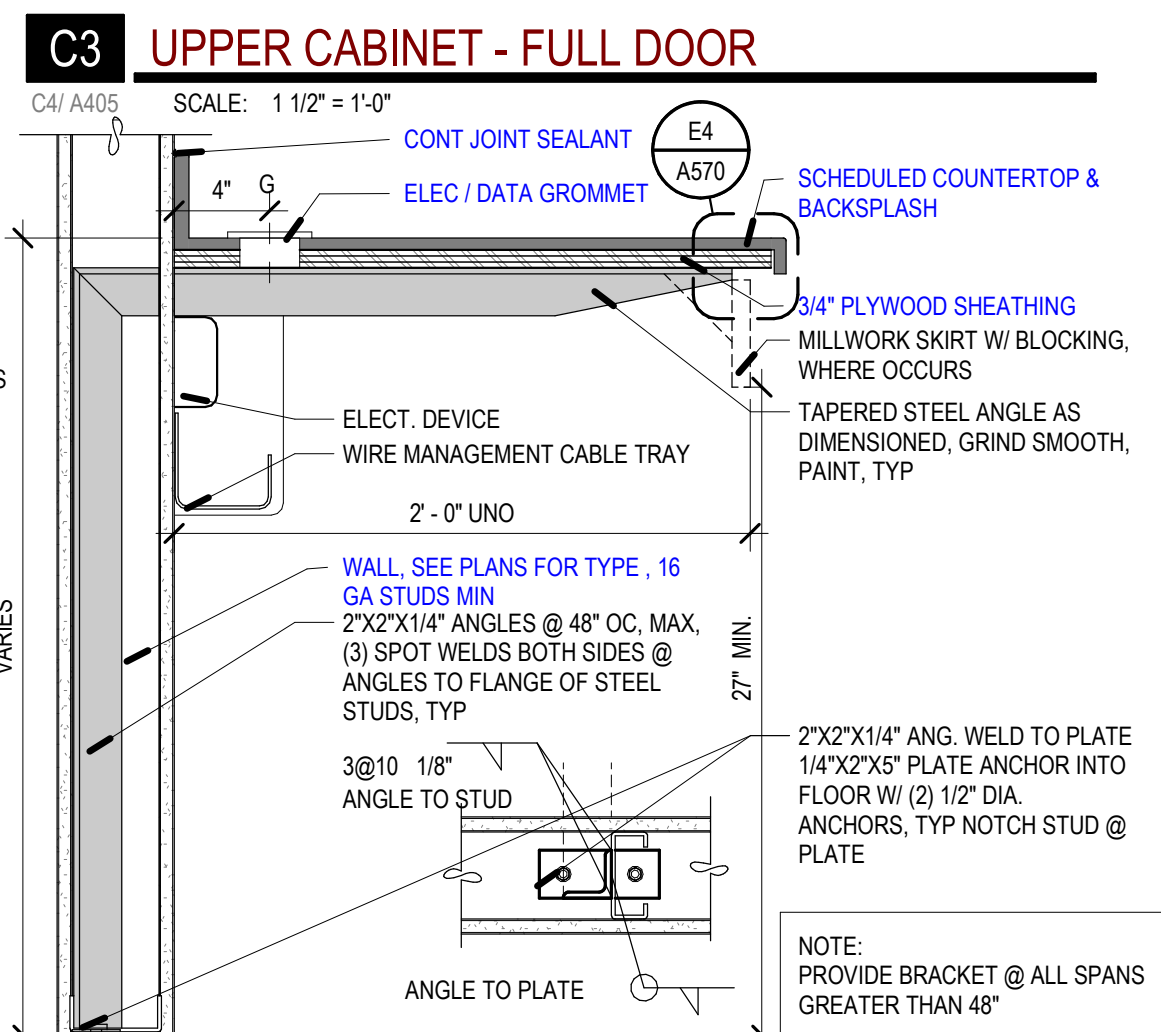
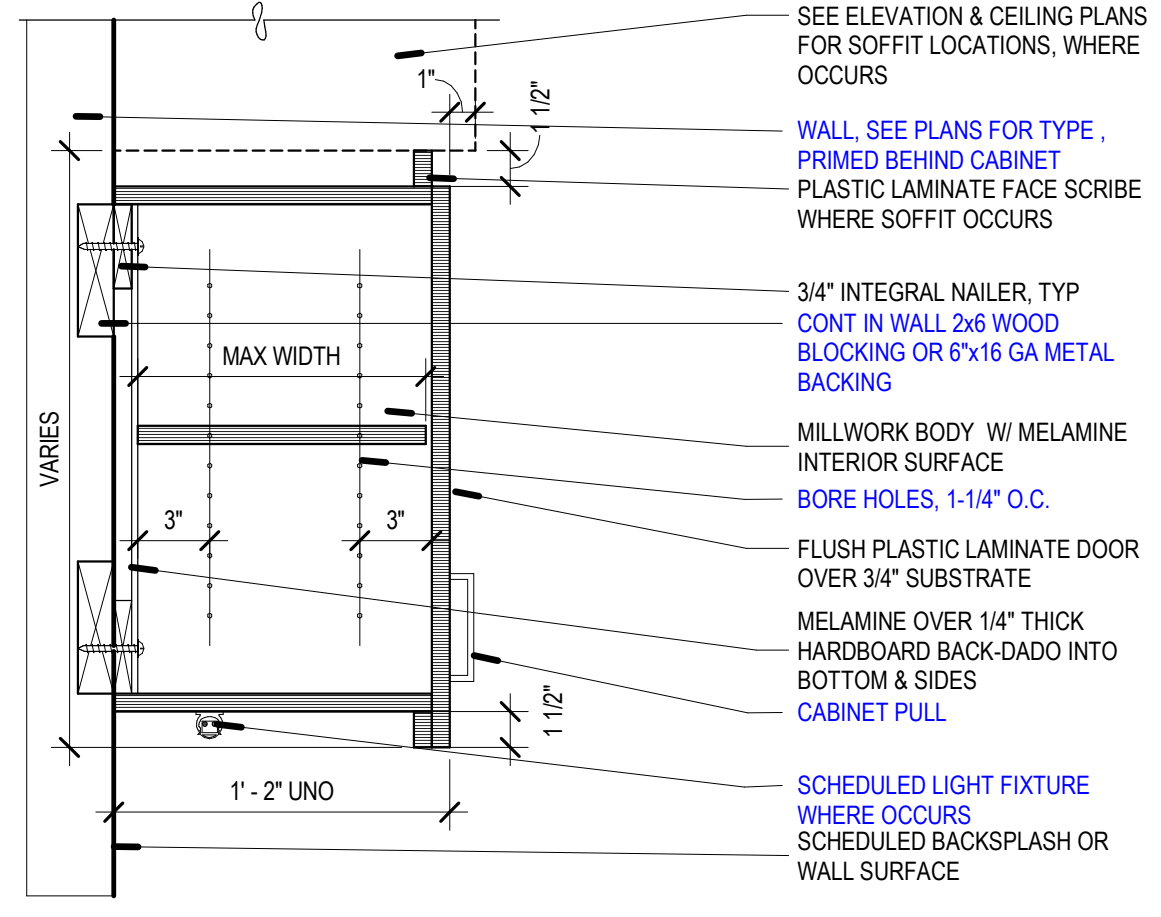
A2 BASE CABINET - B001 PRINTER
SCALE: 1/12" = 1'-0"



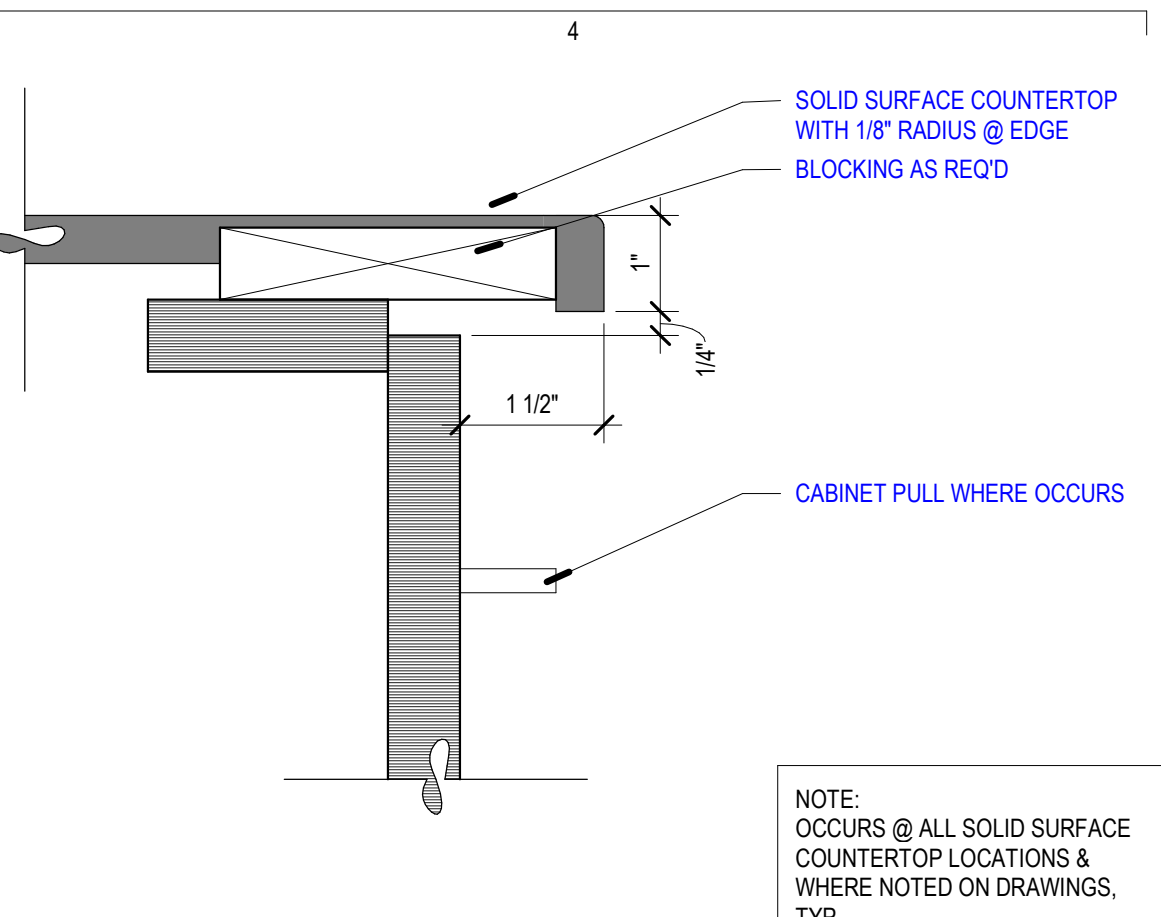
E3 COUNTER EDGE - PLASTIC LAMINATE
SCALE: 6" = 1'-0"



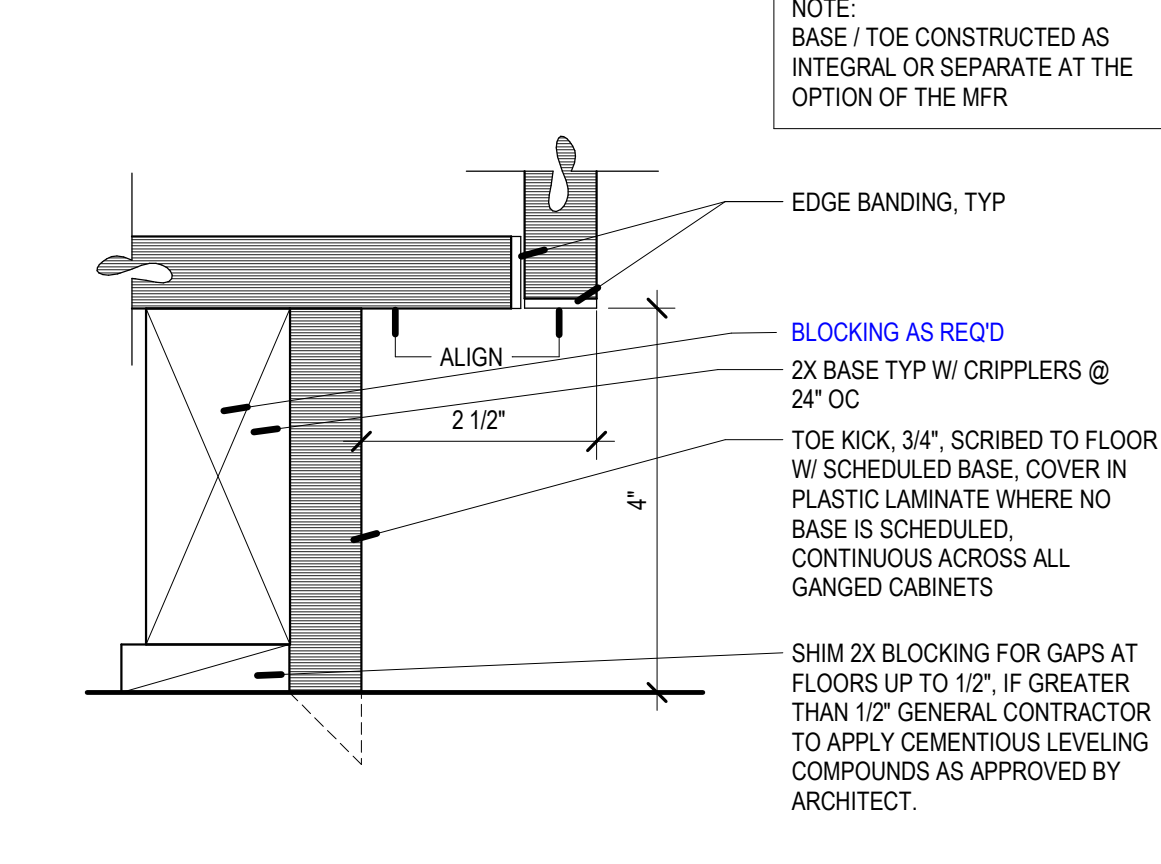
D3 LOCK - TYP
SCALE: 6" = 1'-0"



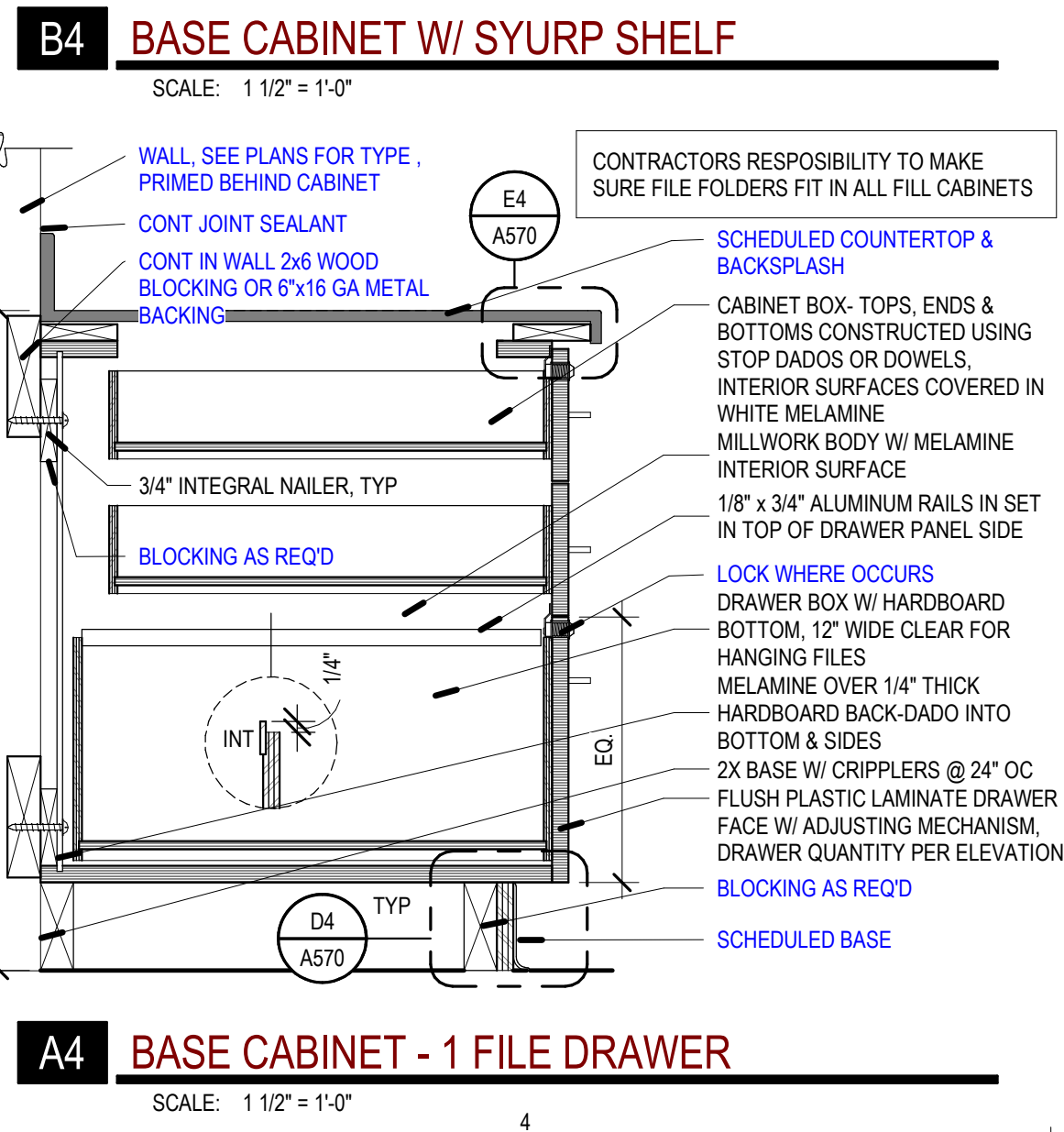
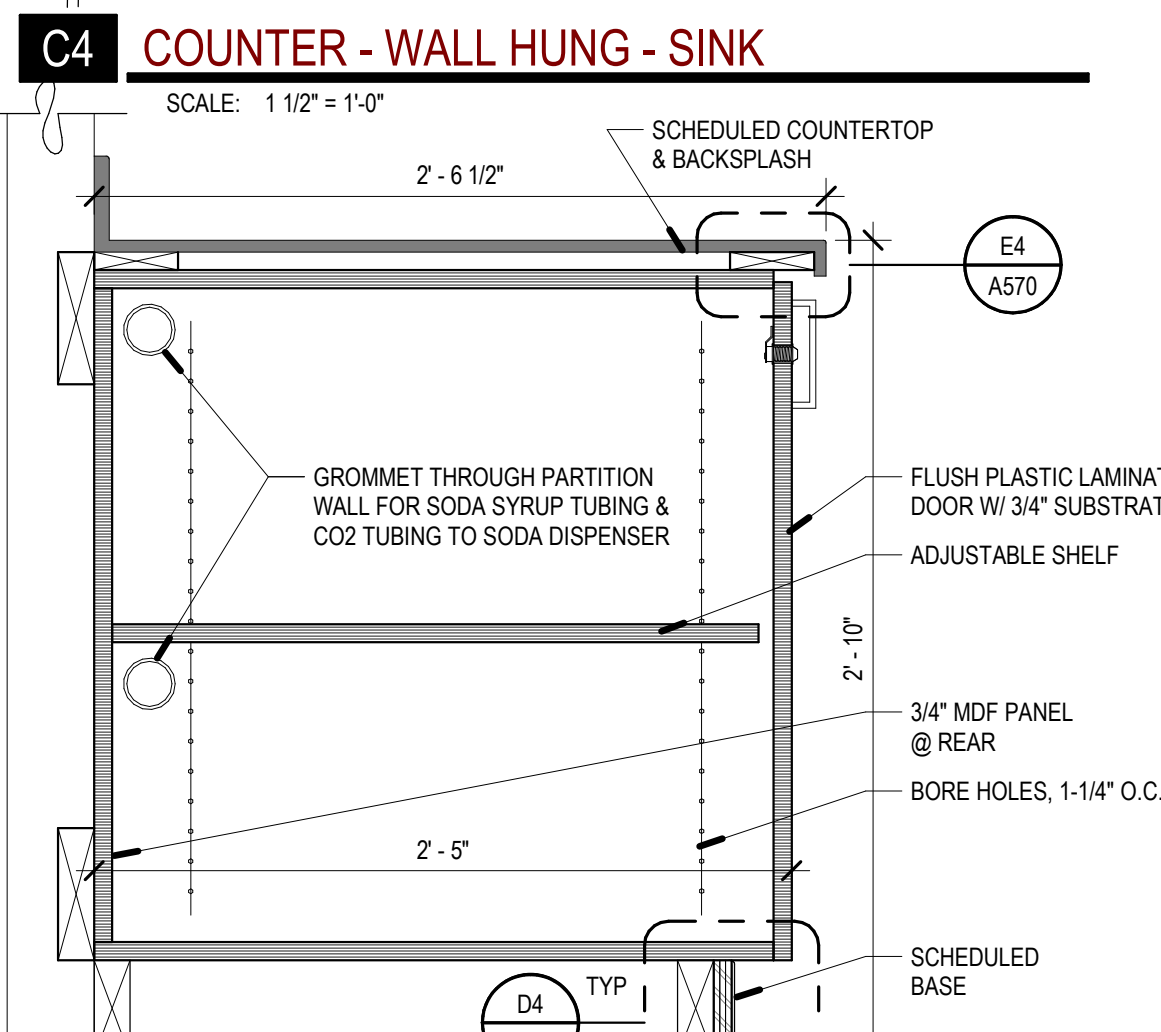
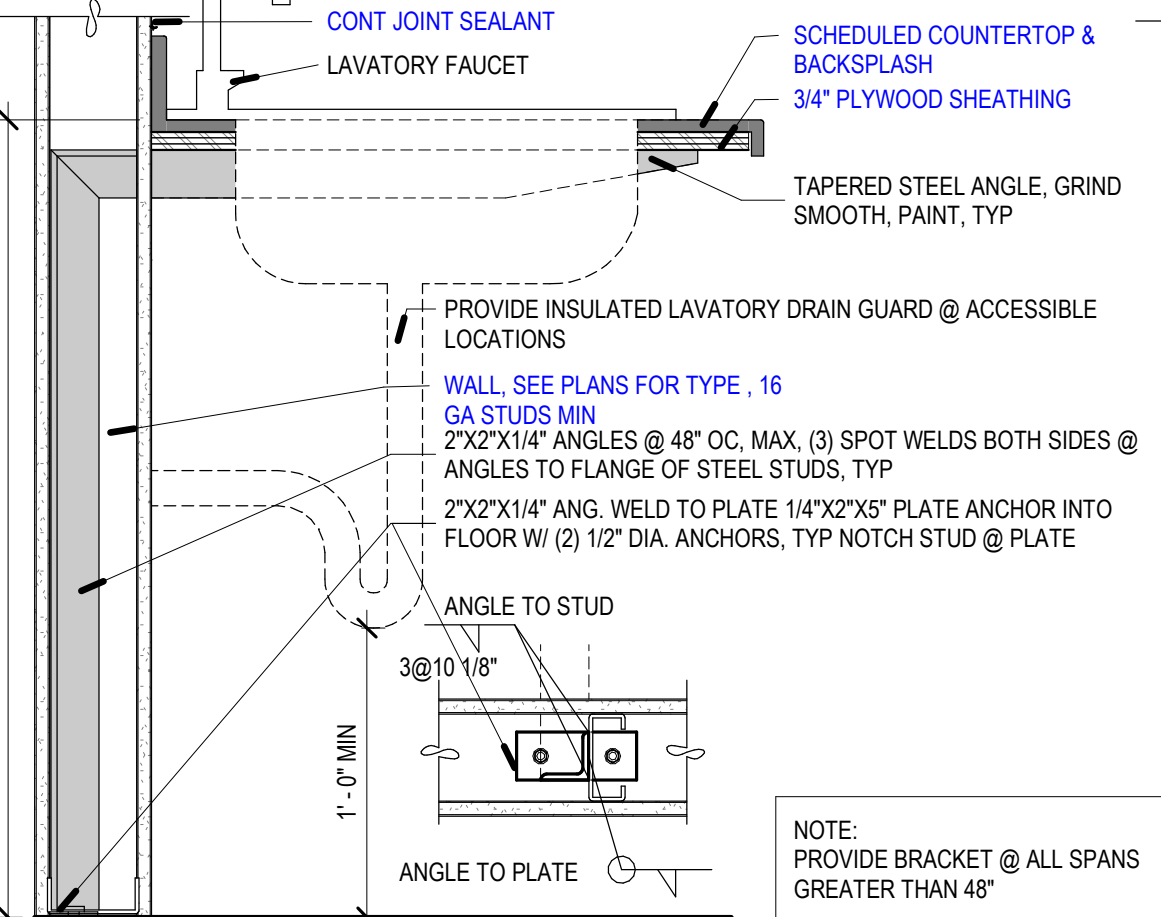
A3 BASE CABINET - 4 DRAWER
SCALE: 1/12" = 1'-0"



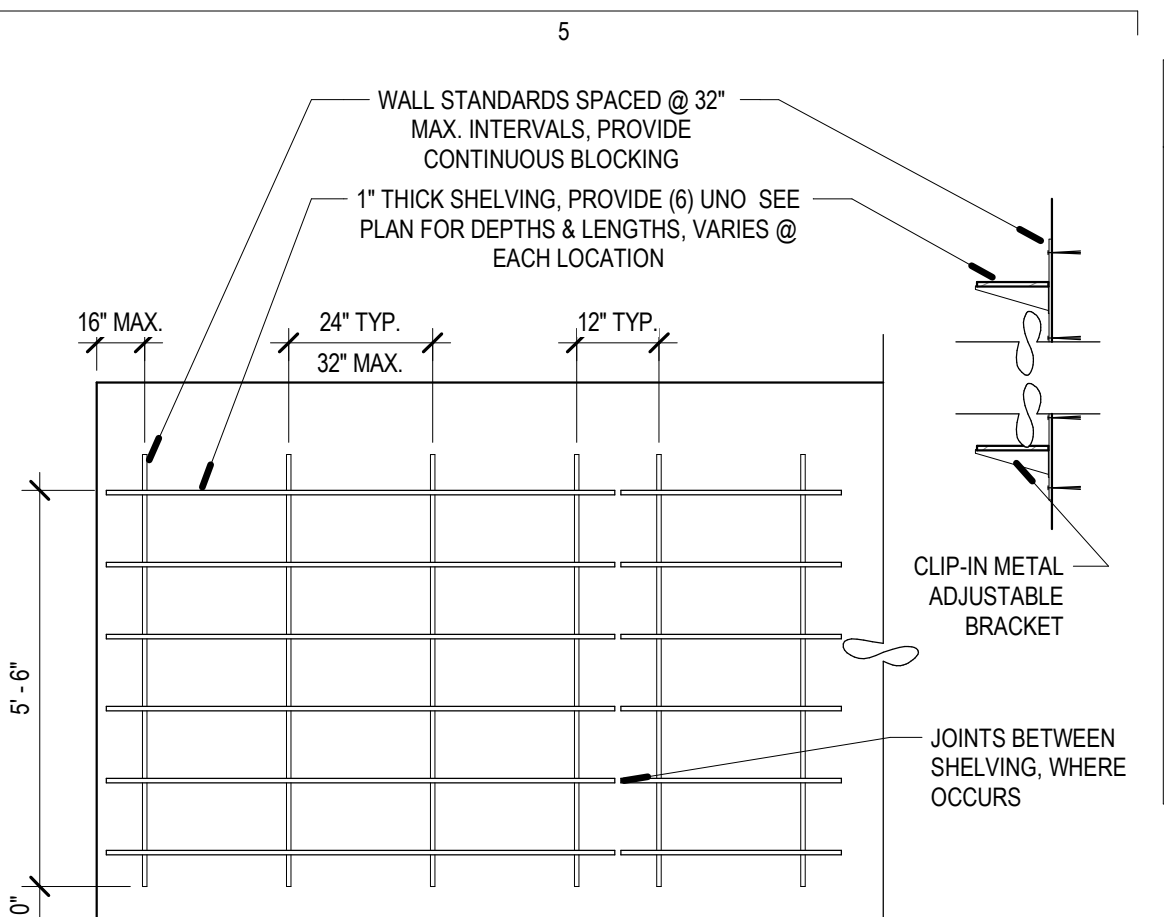
E4 COUNTER EDGE - SOLID SURFACE
SCALE: 6" = 1'-0"



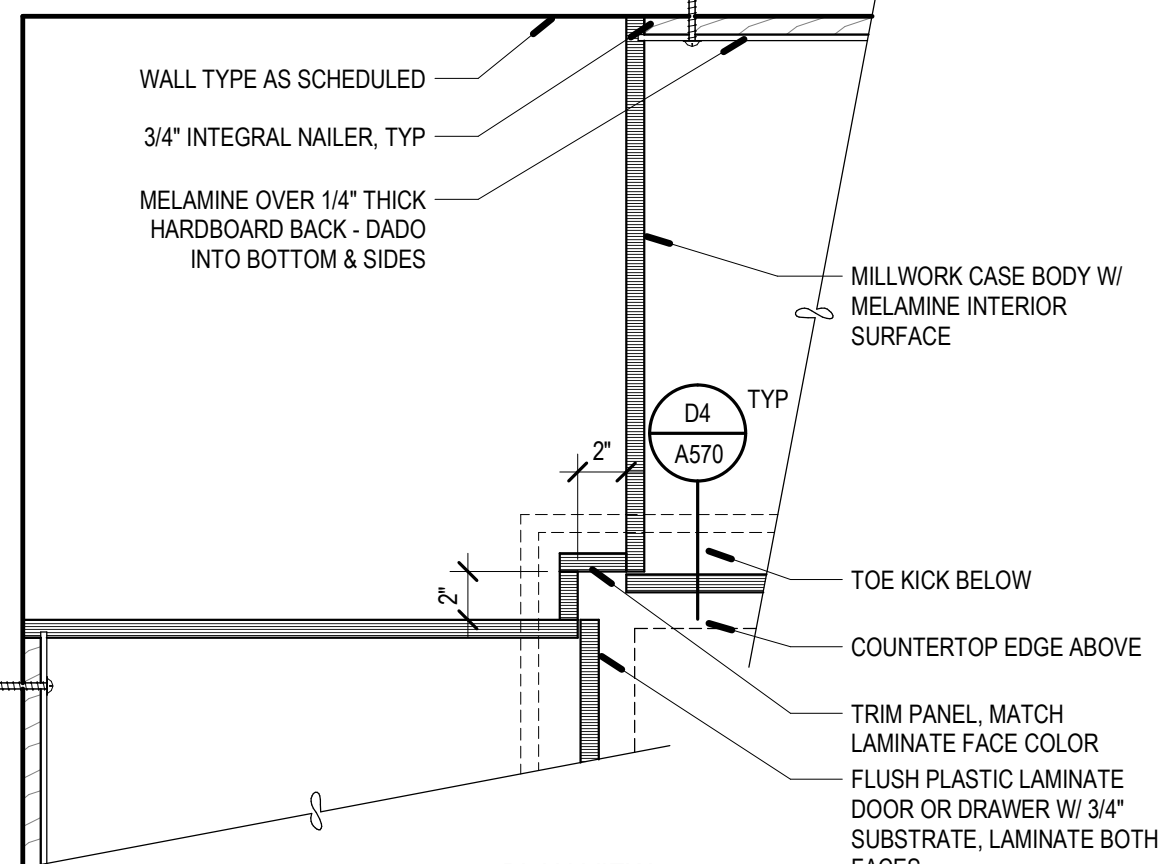
D4 TOE KICK - TYP
SCALE: 6" = 1'-0"



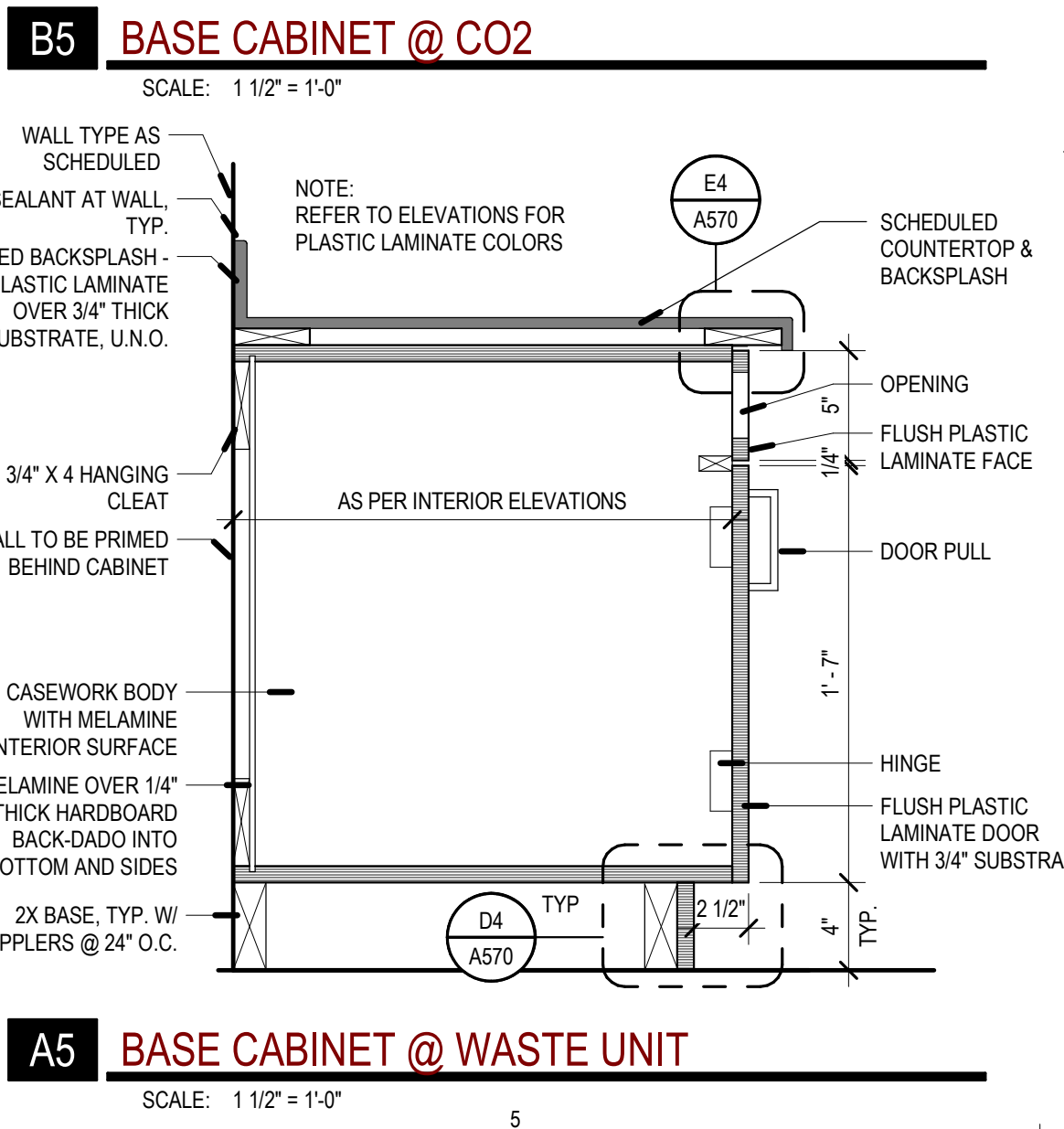
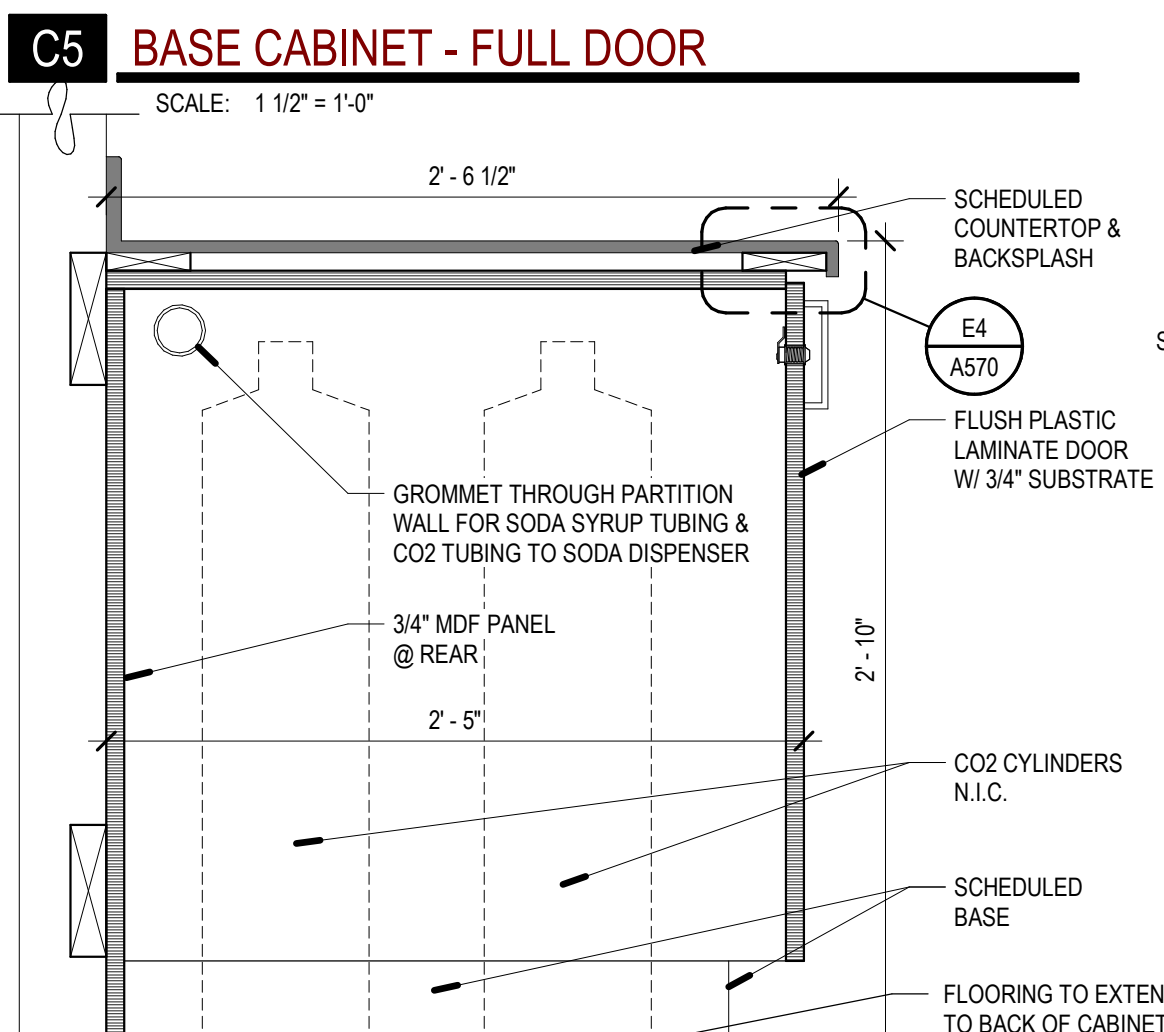
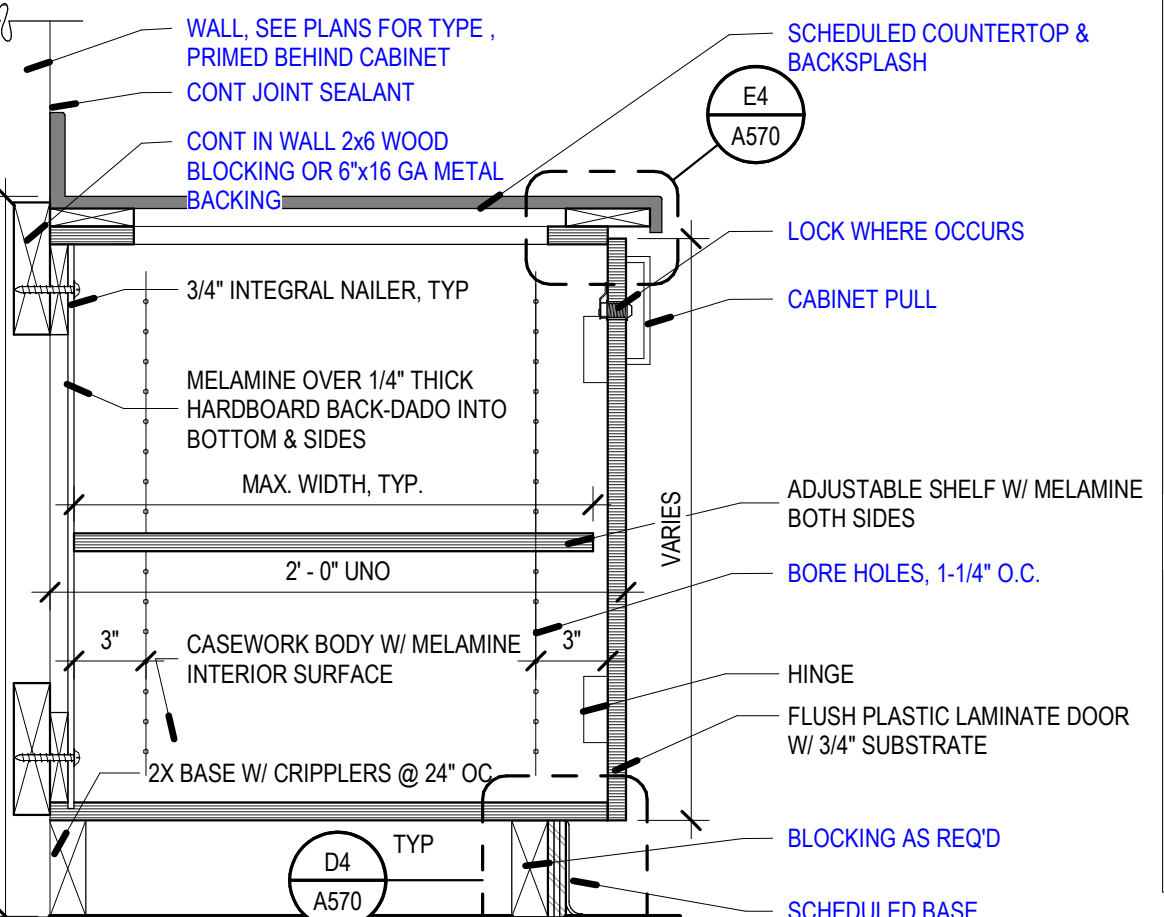
A4 BASE CABINET - 1 FILE DRAWER
SCALE: 1/12" = 1'-0"



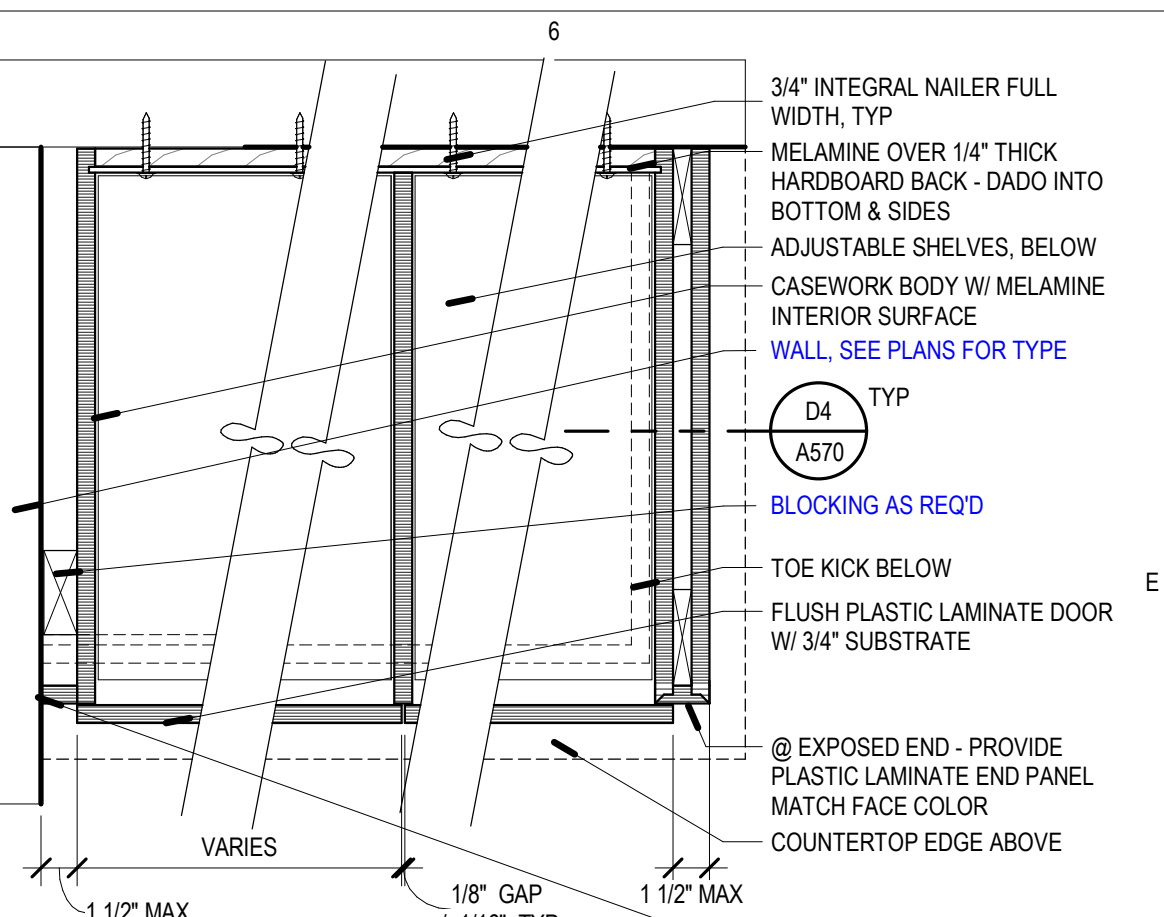
E5 SHELF - FULL HEIGHT - ADJ
SCALE: 3/8" = 1'-0"



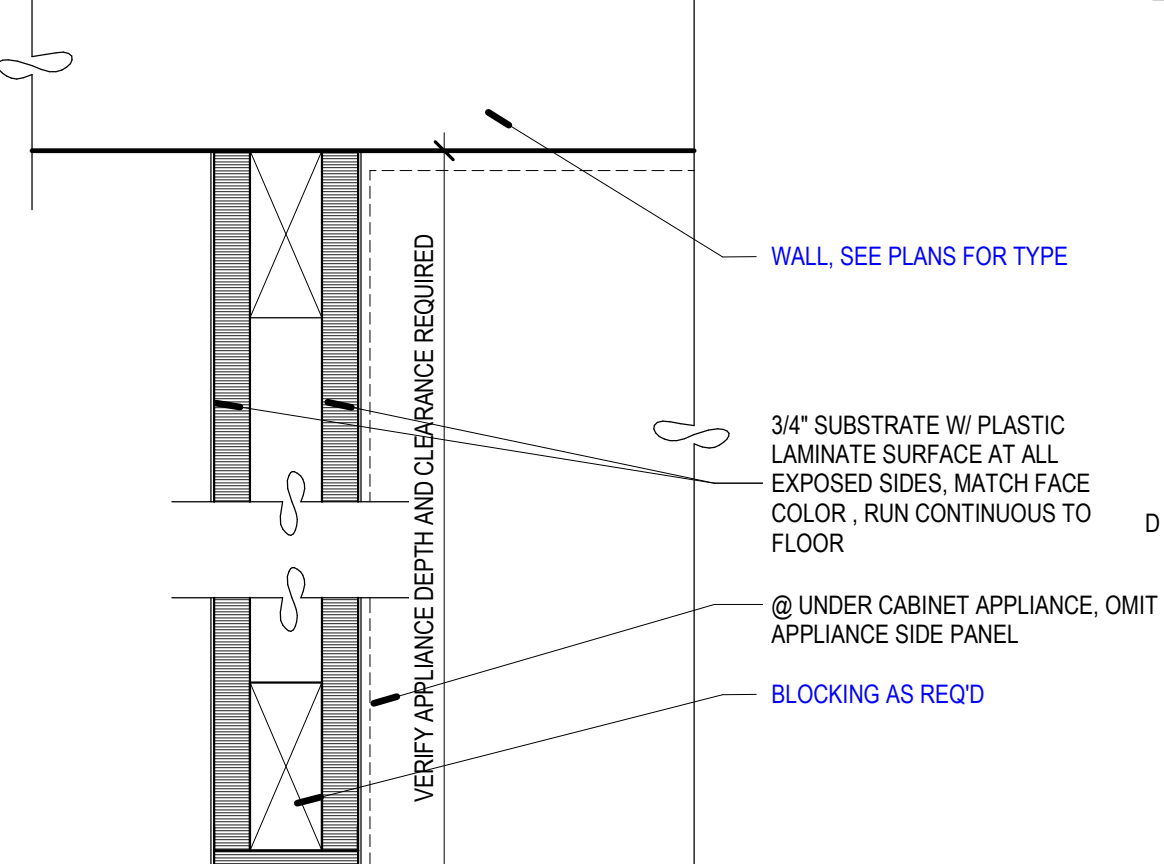
D5 BASE CABINET - CORNER
SCALE: 1/12" = 1'-0"



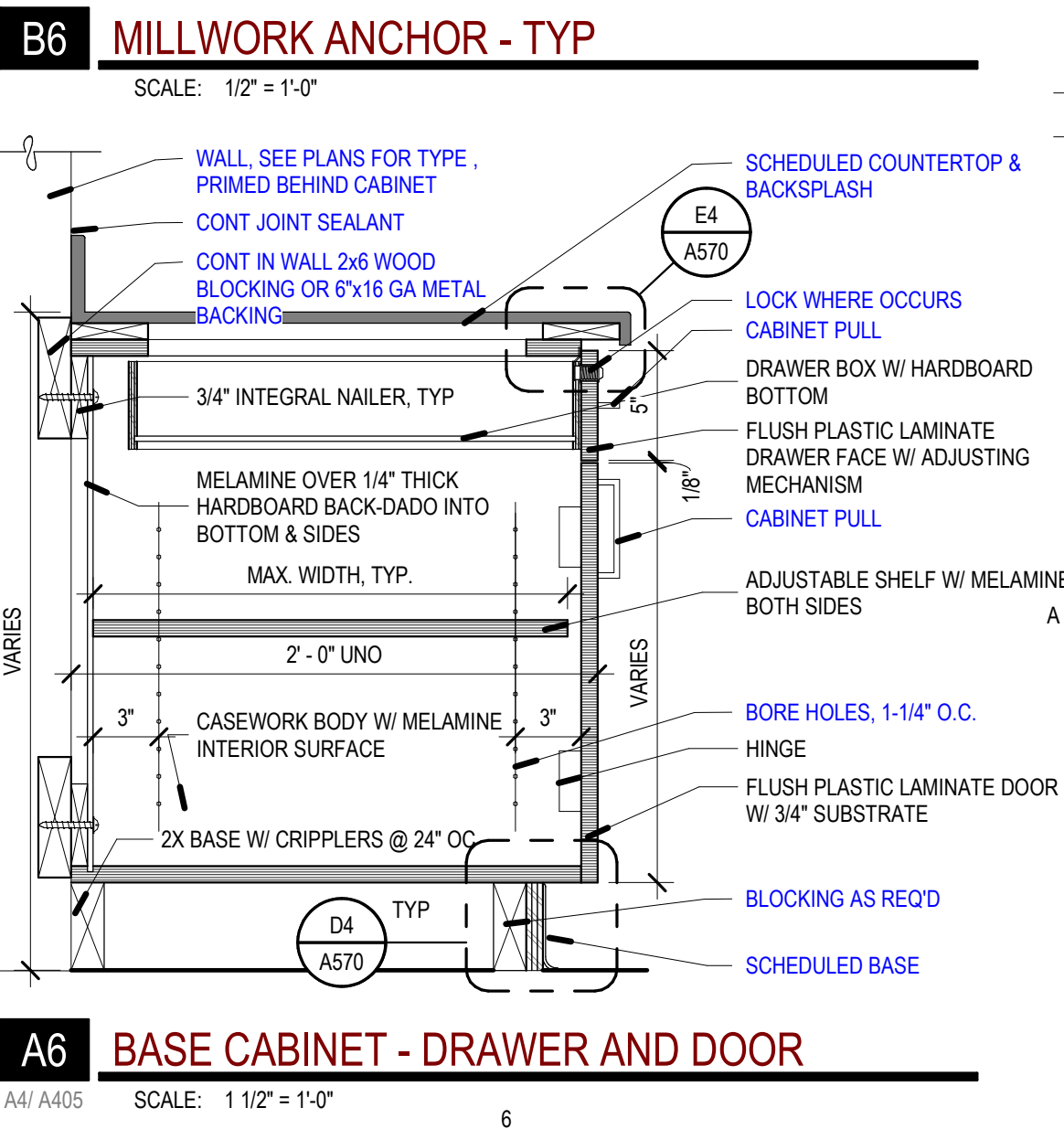
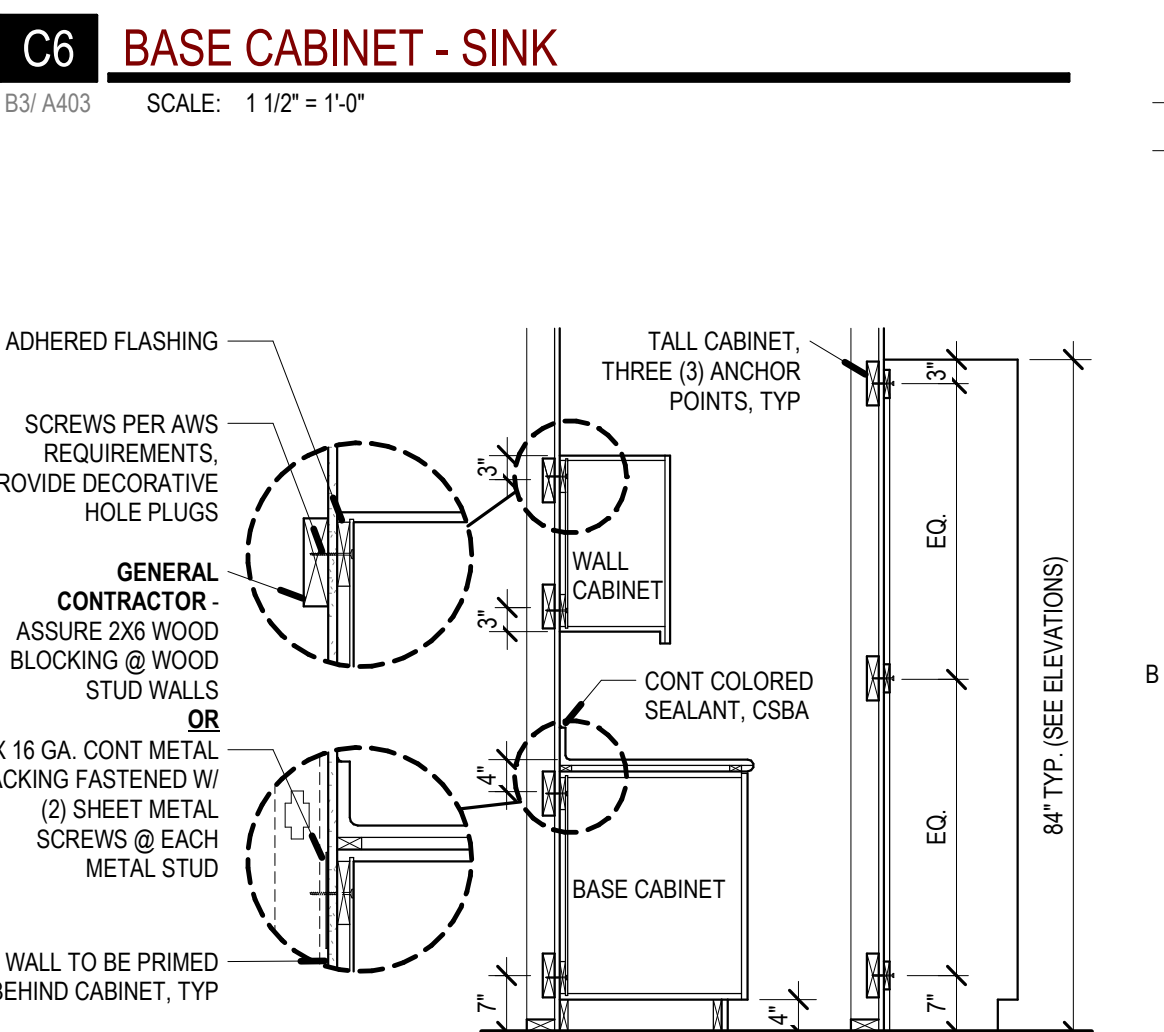
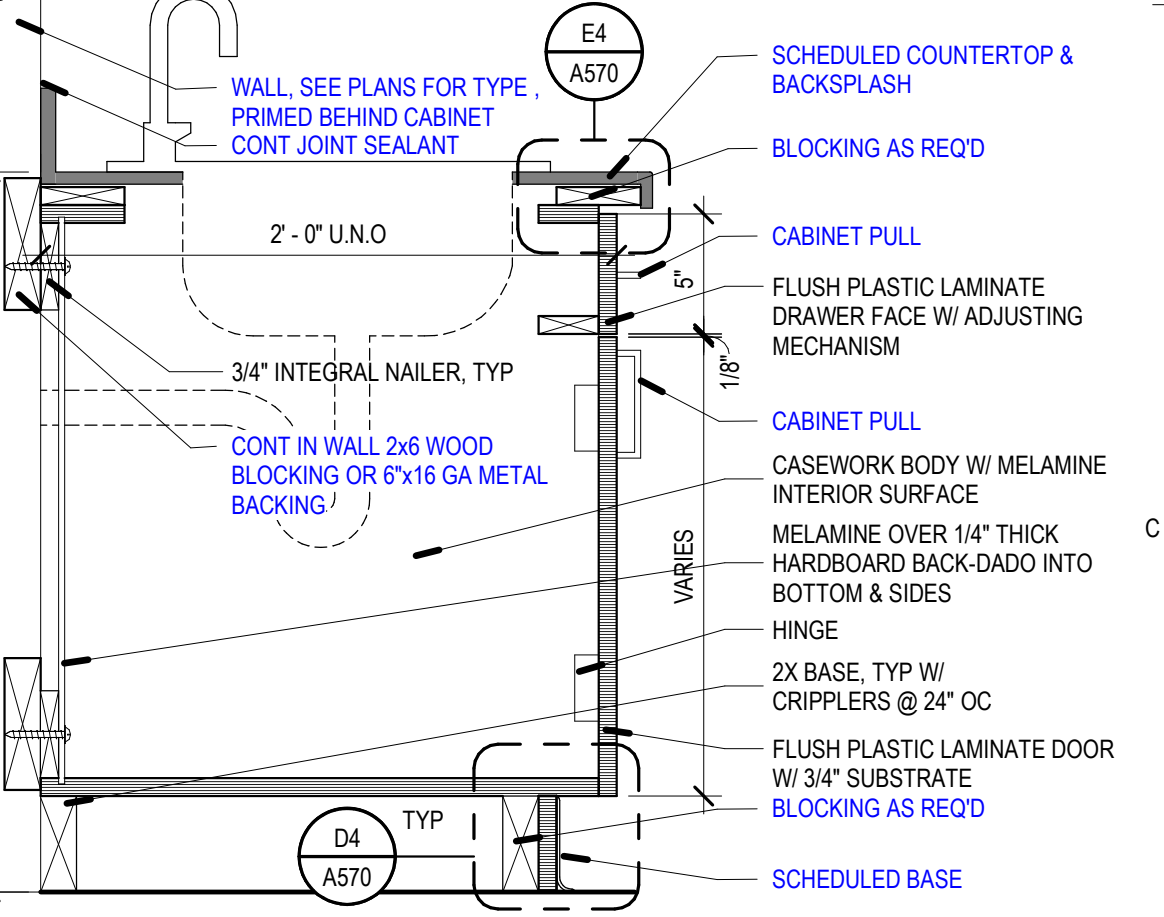
A5 BASE CABINET @ WASTE UNIT
SCALE: 1/12" = 1'-0"



E6 BASE CABINET - PLAN
SCALE: 1/12" = 1'-0"



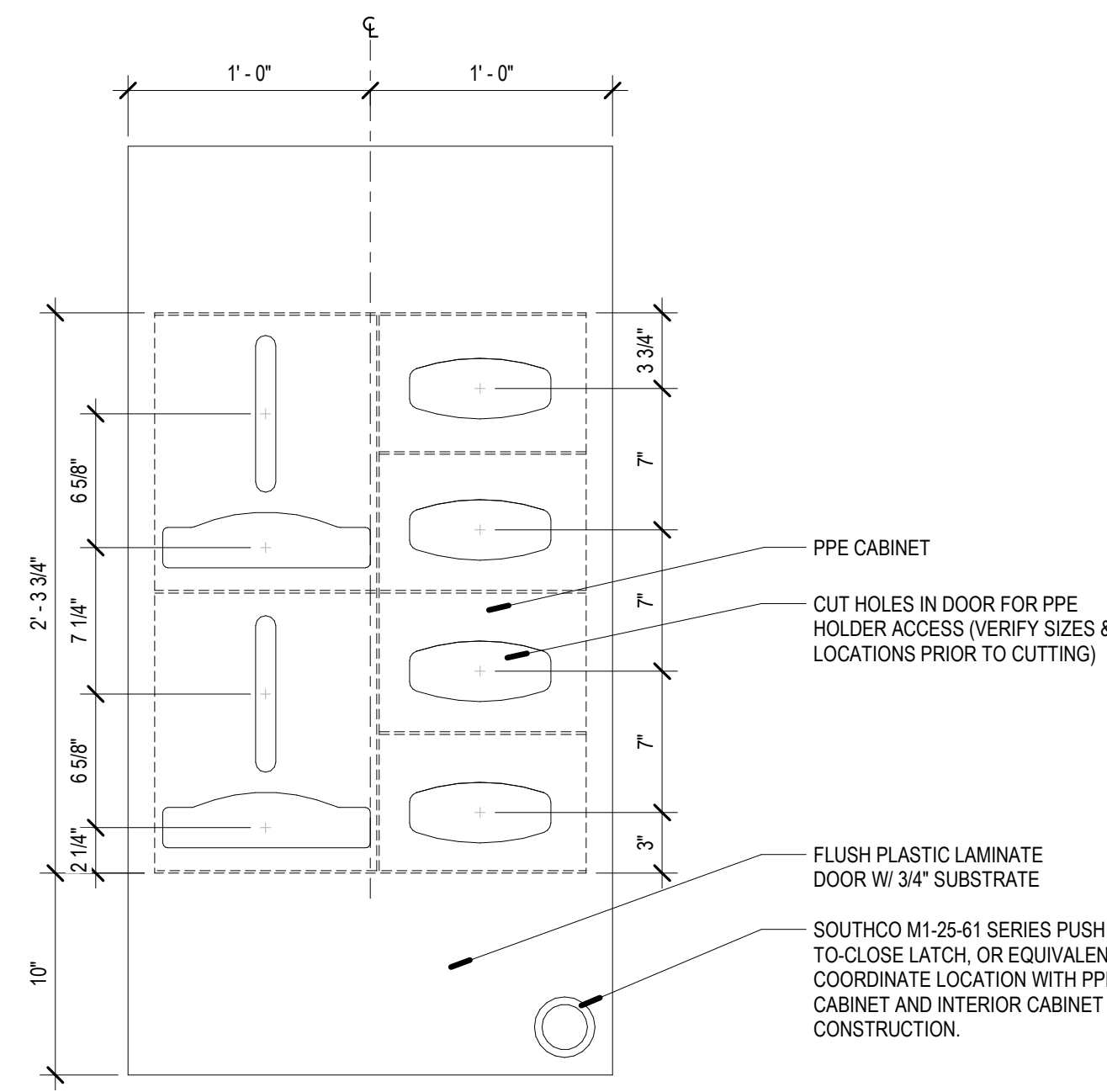
D6 BASE CABINET - END PANEL - PLAN
SCALE: 3" = 1'-0"



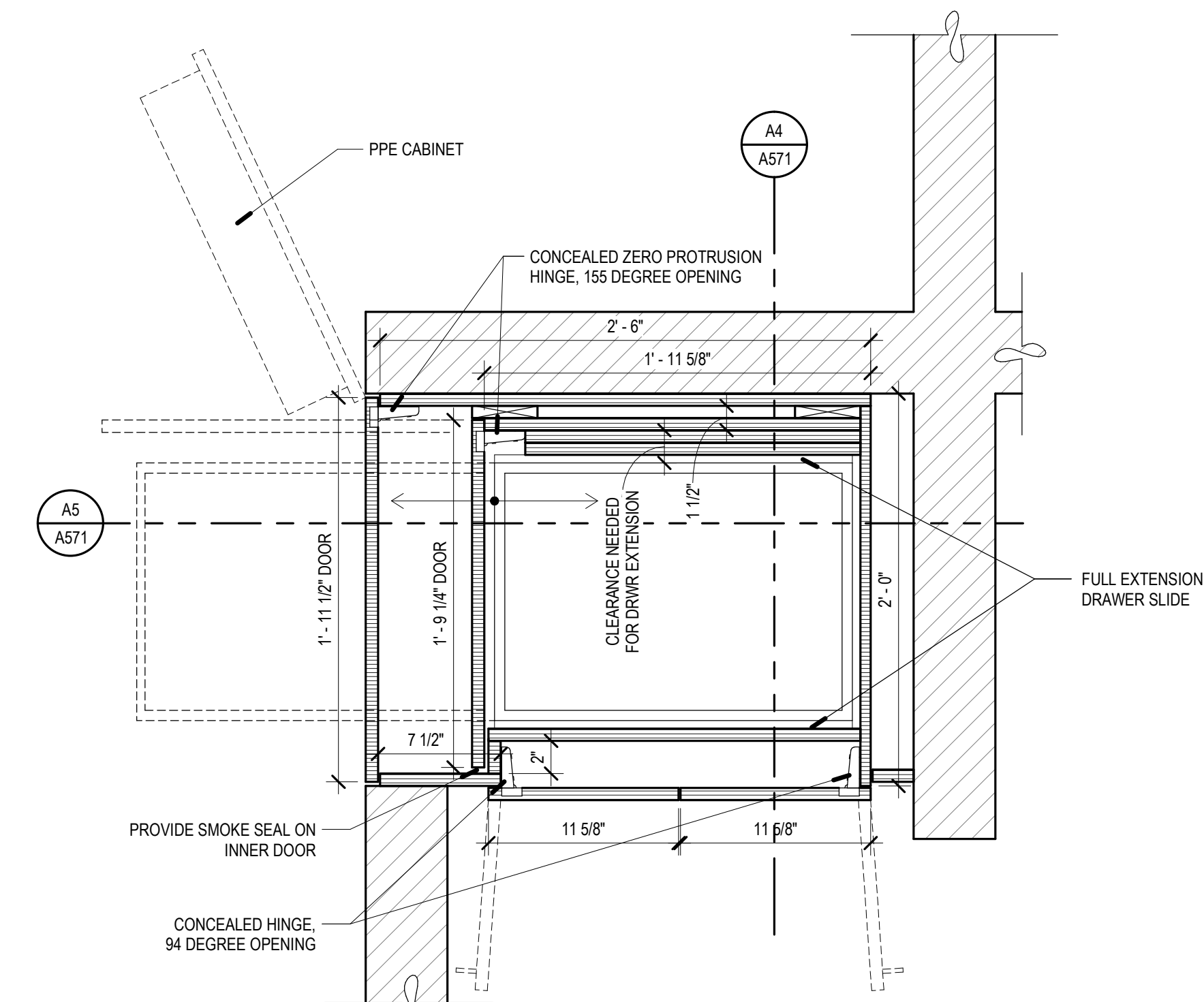
A6 BASE CABINET - DRAWER AND DOOR
SCALE: 1/12" = 1'-0"

REV	DATE	DESCRIPTION

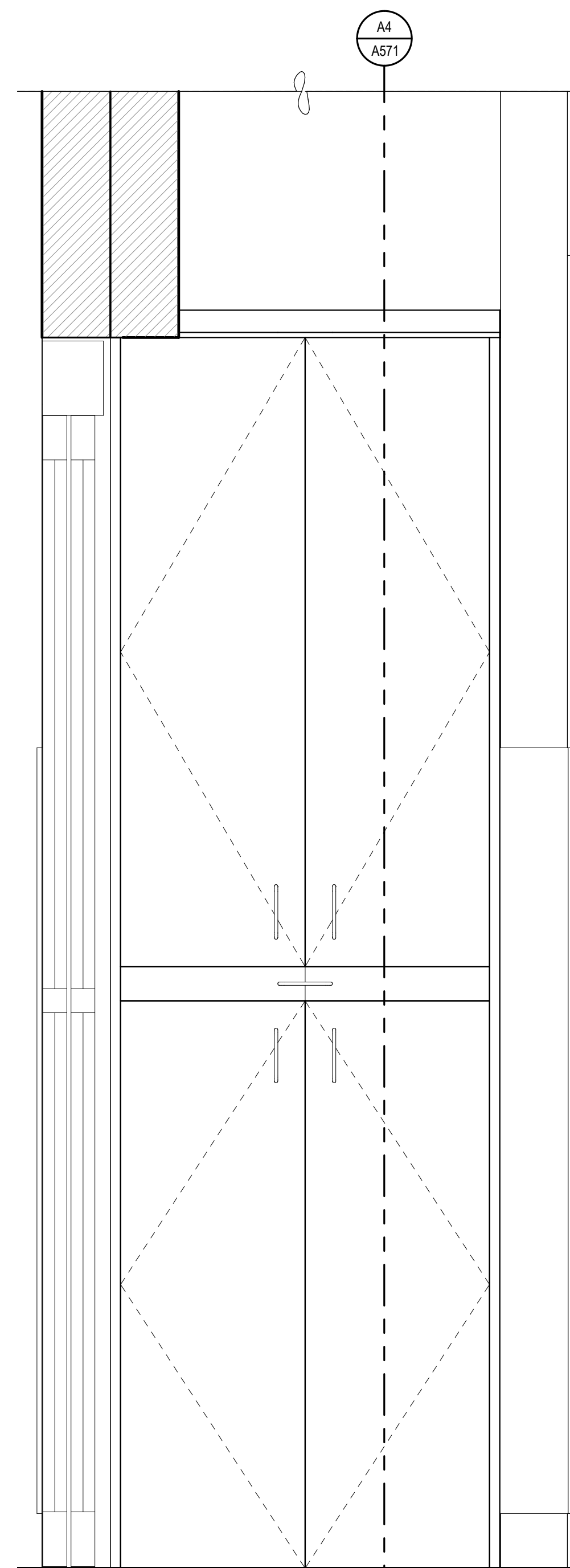
VCBO NUMBER: 20230
CLIENT NUMBER:
DATE: 2020.10.30



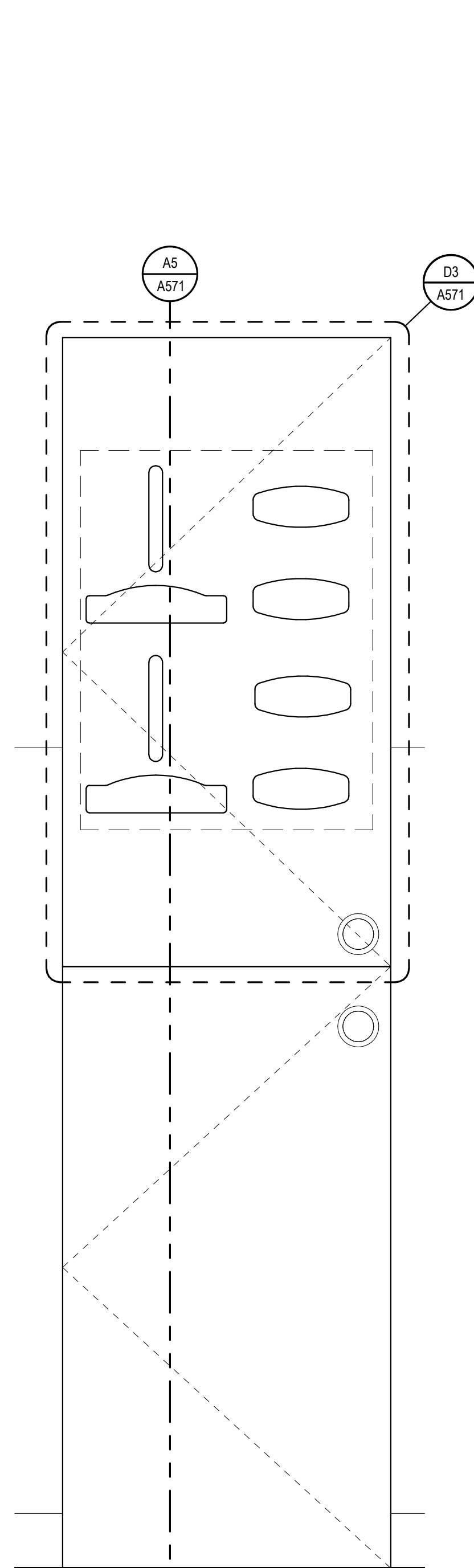
D3 ENLARGED PPE CABINET DOOR
SCALE: 1 1/2" = 1'-0"



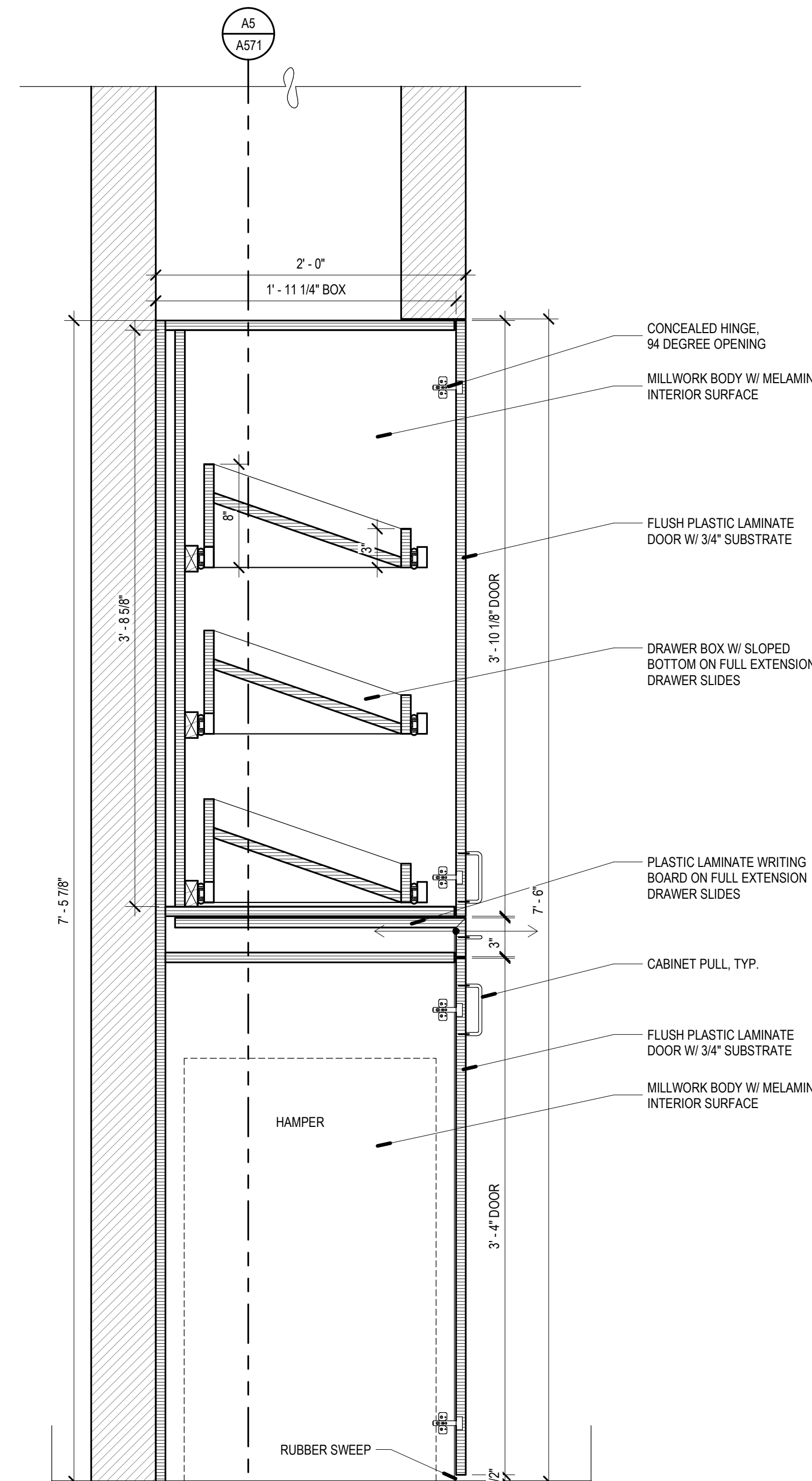
D6 NURSE SERVER PLAN SECTION
SCALE: 1 1/2" = 1'-0"



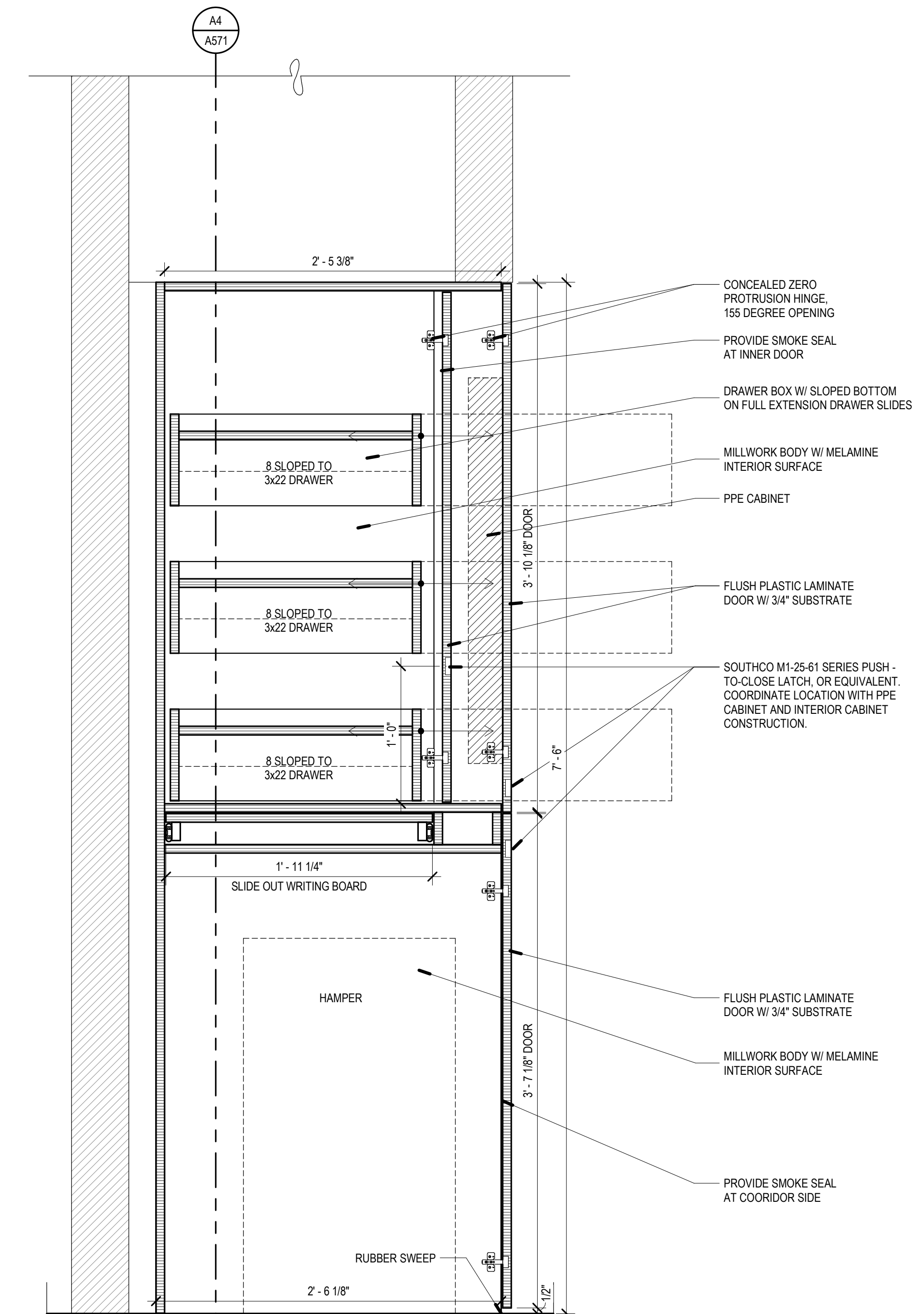
A2 NURSE SERVER ELEVATION A
SCALE: 1 1/2" = 1'-0"



A3 NURSE SERVER ELEVATION B
SCALE: 1 1/2" = 1'-0"



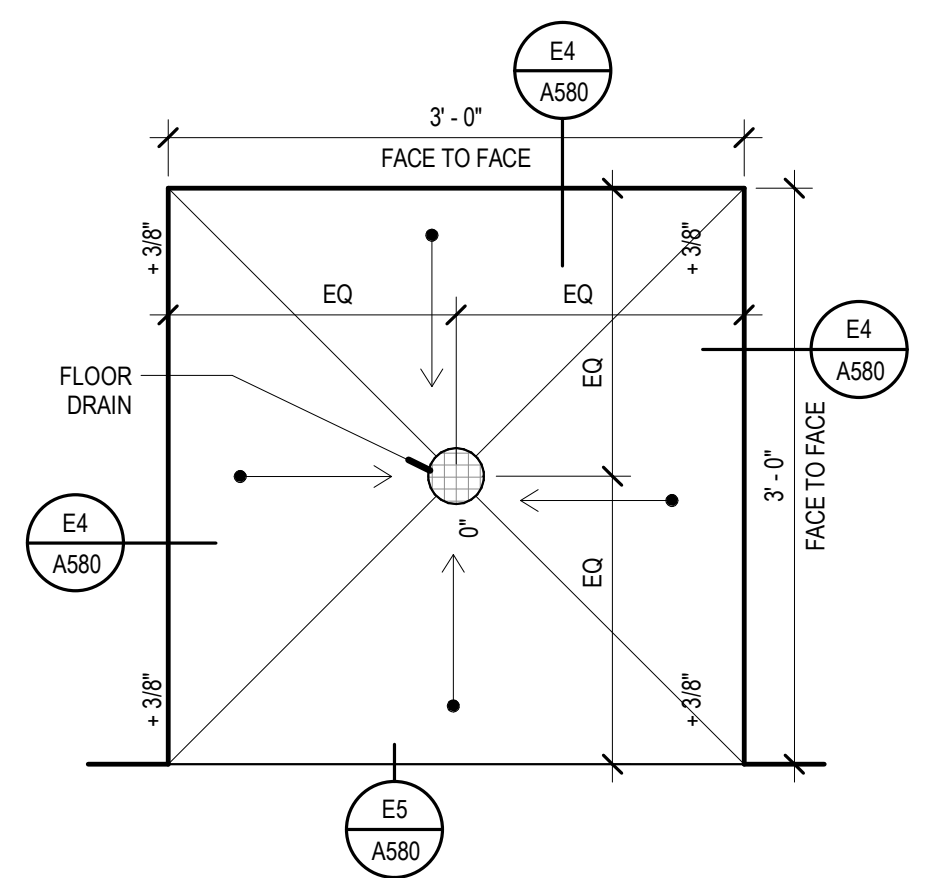
A4 NURSE SERVER SECTION B
SCALE: 1 1/2" = 1'-0"



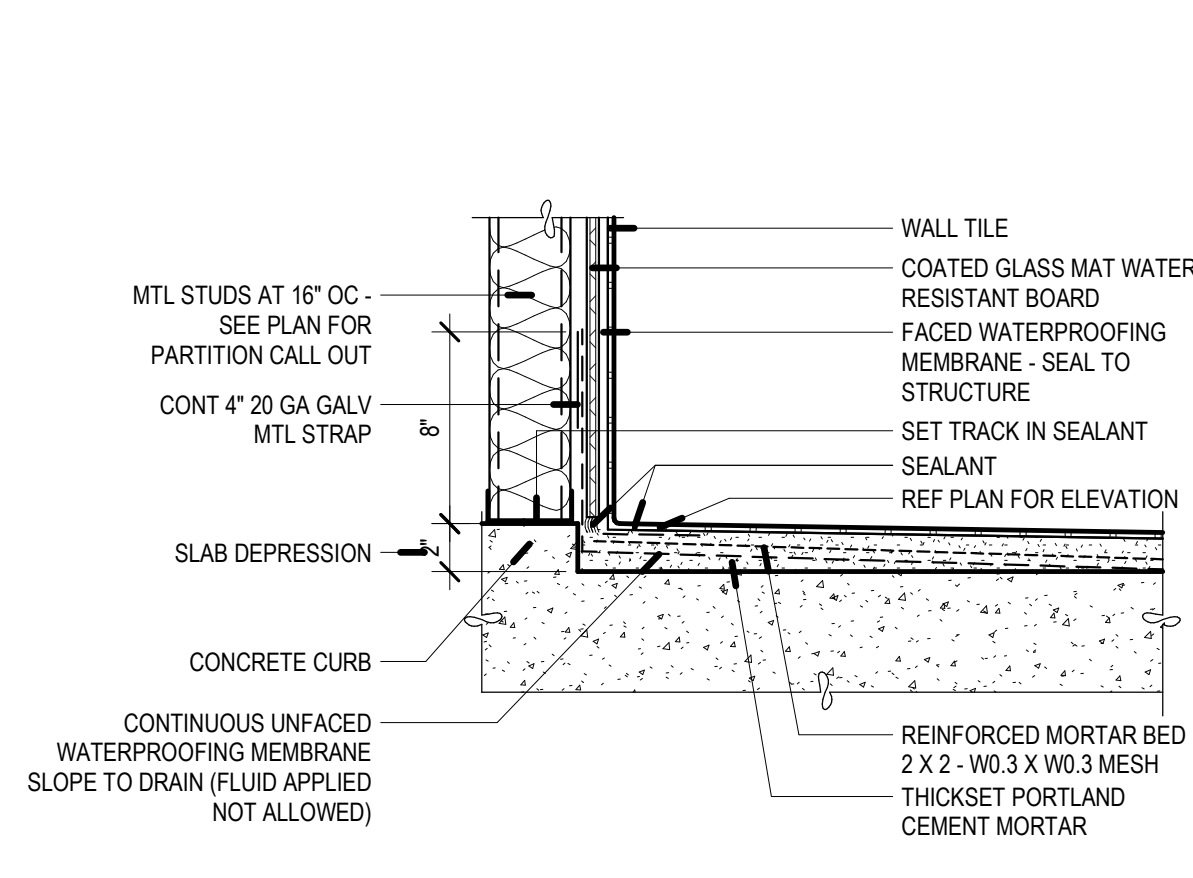
A5 NURSE SERVER SECTION A
SCALE: 1 1/2" = 1'-0"

REV	DATE	DESCRIPTION

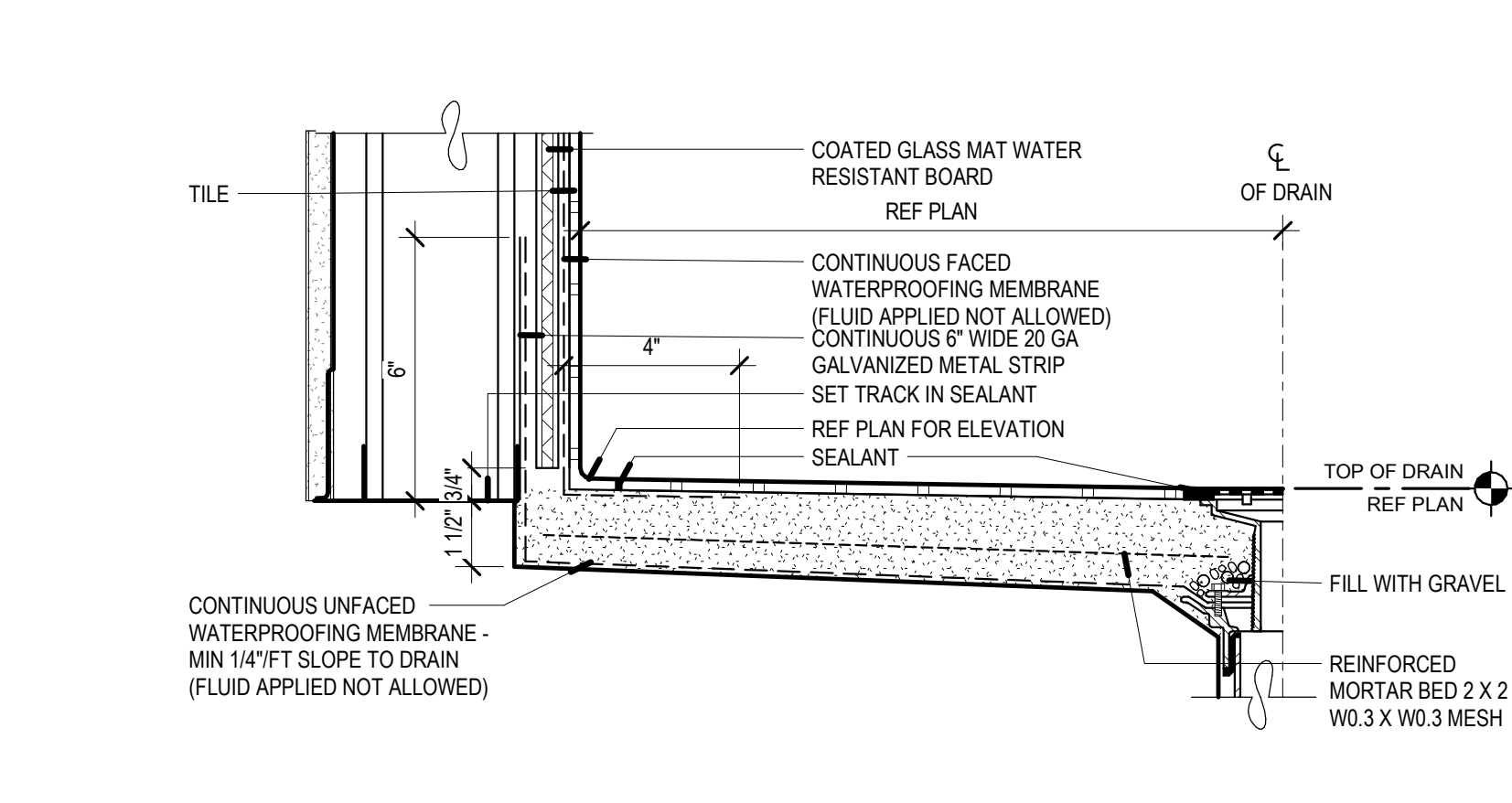
VCBO NUMBER: 20320
CLIENT NUMBER:
DATE: 2020.10.30



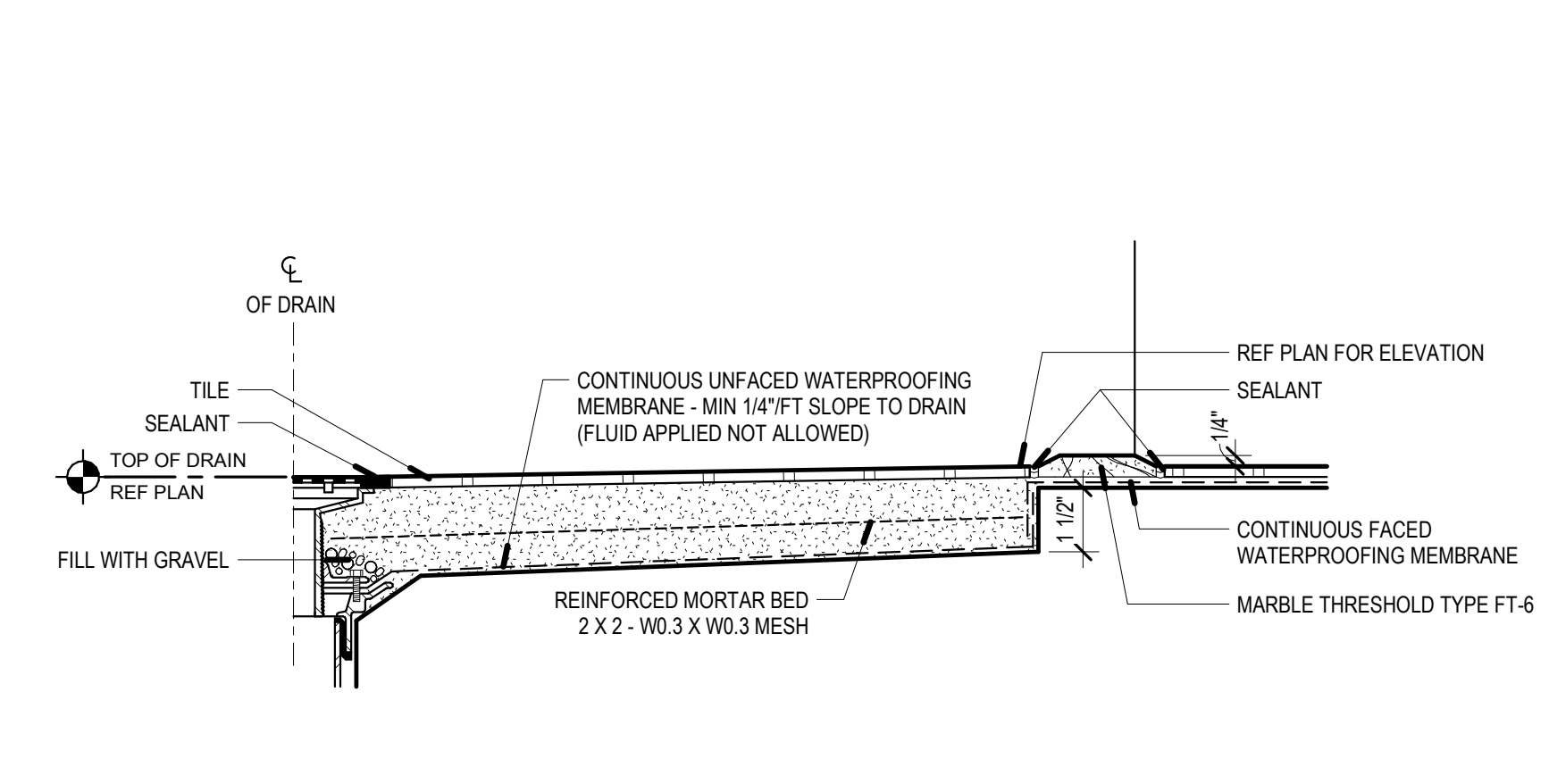
E2 SHOWER REFERENCE PLAN W/ SLAB DEPRESSION
W/O CURB OR THRESHOLD
SCALE: 1" = 1'-0"



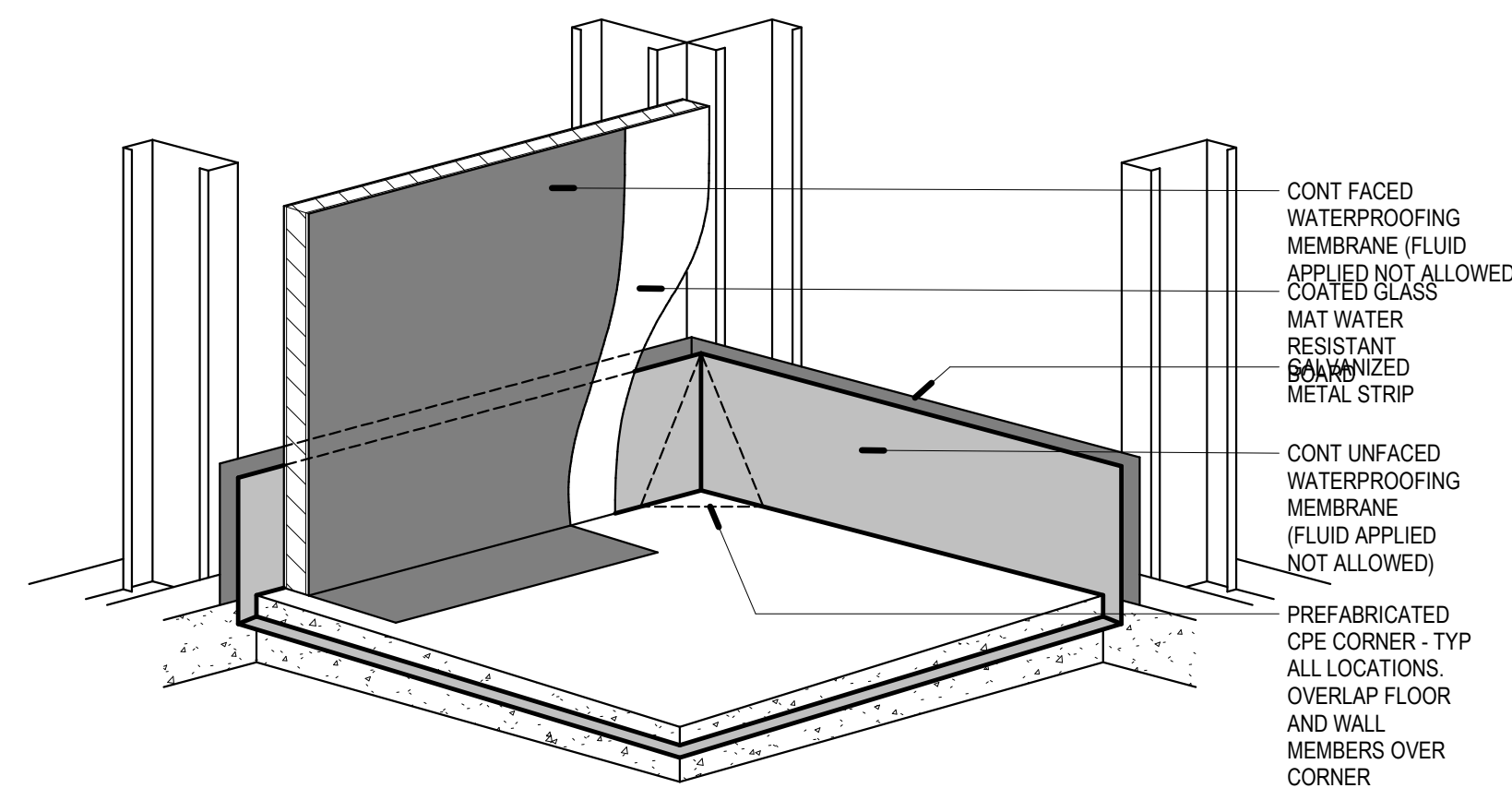
E3 SLAB DEPRESSION @ RESTROOMS
SCALE: 1 1/2" = 1'-0"



E4 SHOWER DETAIL @ 1 1/2" SHALLOW SLAB DEPRESSION
SCALE: 3" = 1'-0"

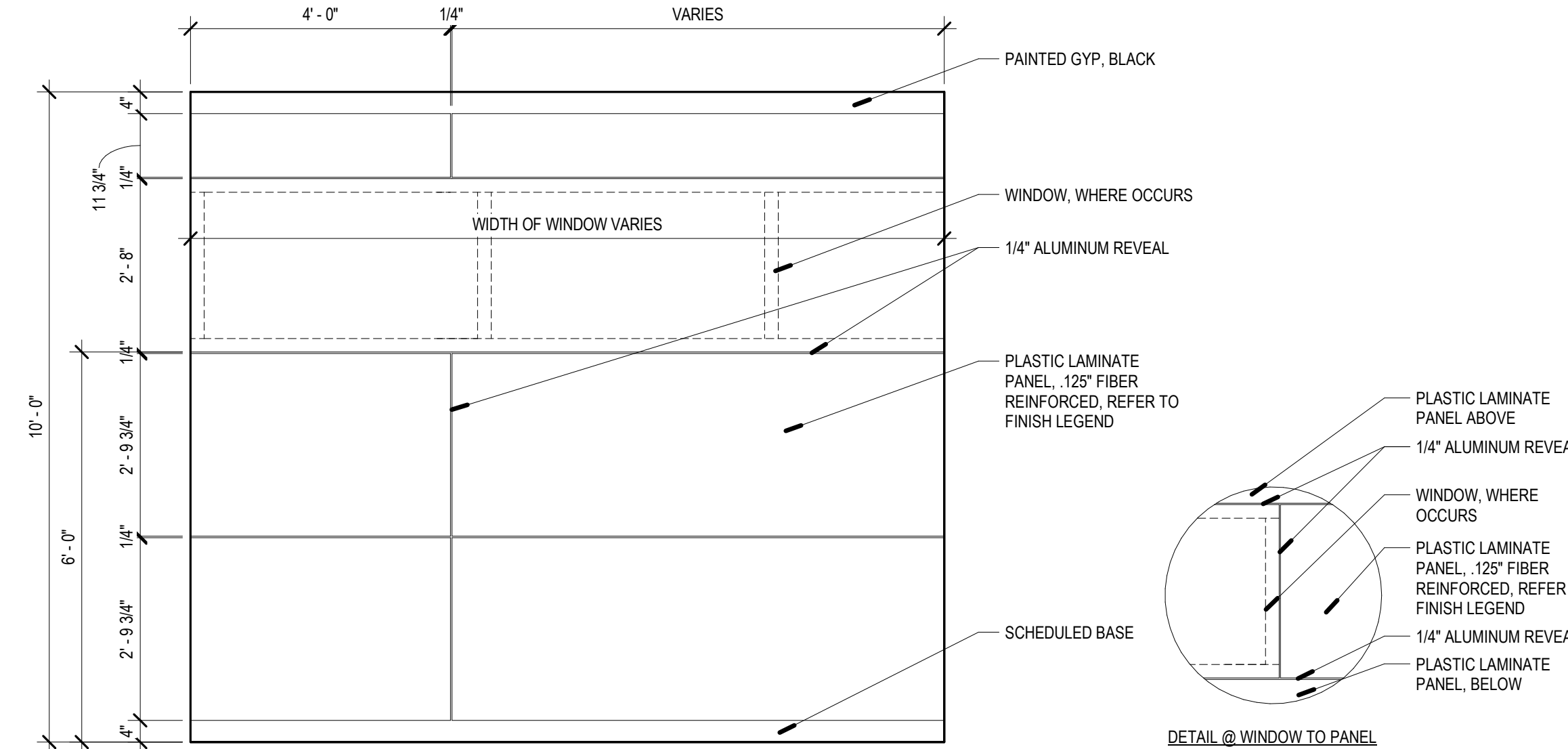


E5 SHOWER DETAIL @ 1 1/2" SHALLOW SLAB DEPRESSION W/ TRESHOLD
SCALE: 3" = 1'-0"

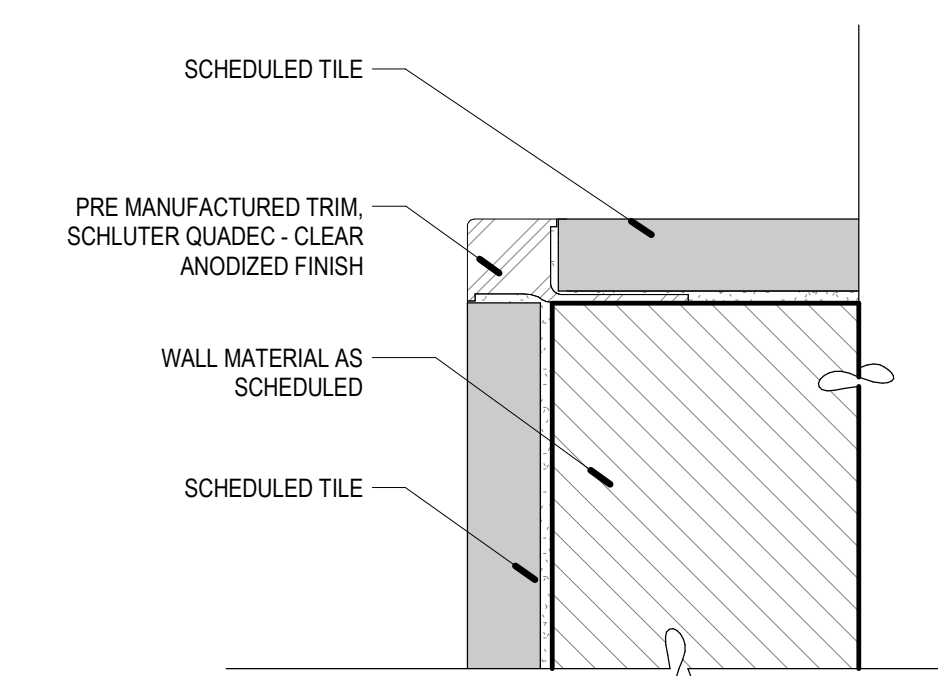


D2 CORNER @ SHOWER W/ SLAB DEPRESSION
SCALE: 1 1/2" = 1'-0"

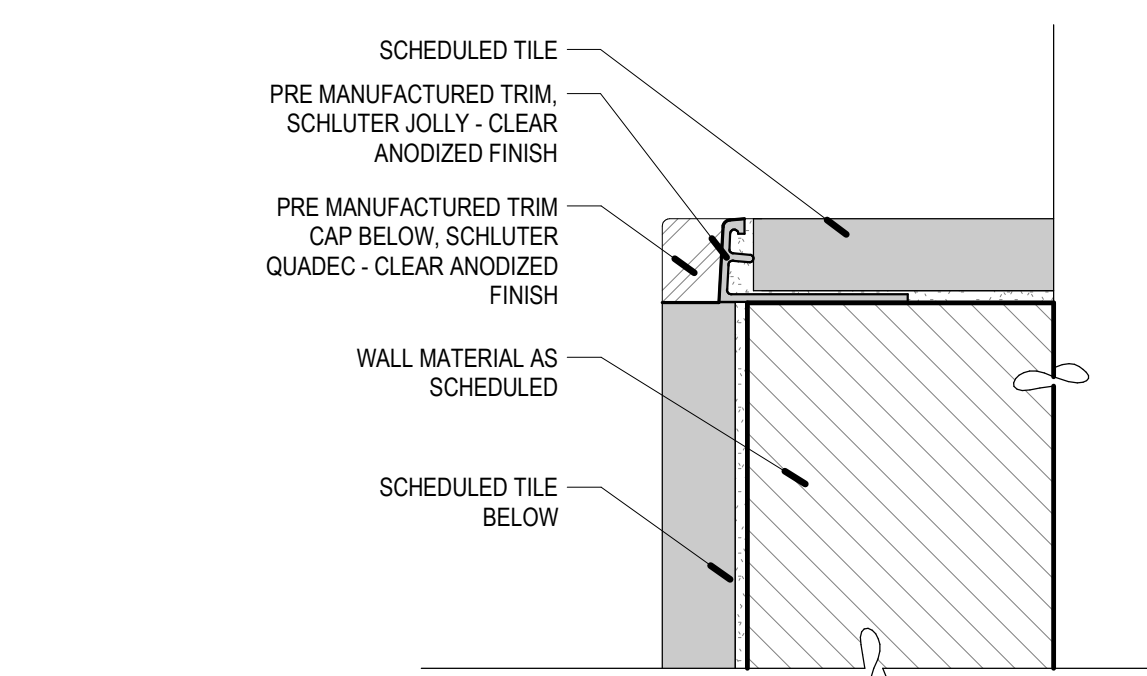
CONT FACED WATERPROOFING MEMBRANE (FLUID APPLIED NOT ALLOWED) COATED GLASS MAT WATER RESISTANT BOARD METAL STRIP
CONT UNFACED WATERPROOFING MEMBRANE (FLUID APPLIED NOT ALLOWED)
PREFABRICATED CORE CORNER - TYP ALL LOCATIONS. OVERLAP FLOOR AND WALL MEMBERS OVER CORNER MEMBRANE



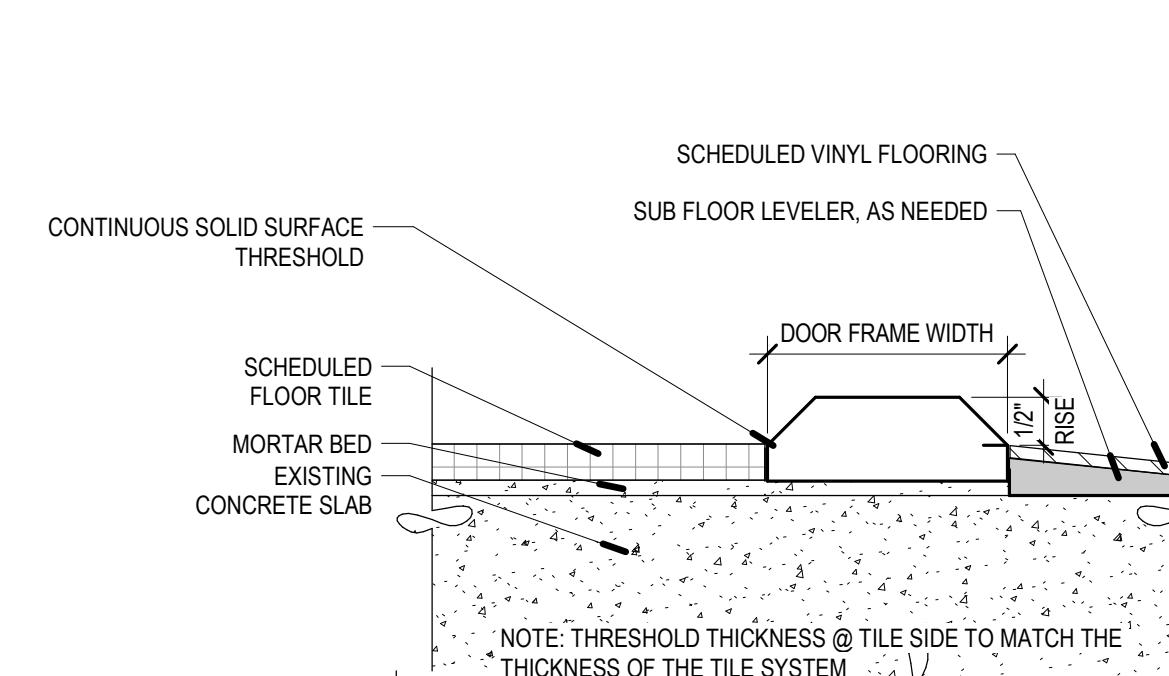
C5 TYPICAL PATIENT HEADWALL
SCALE: 1/2" = 1'-0"



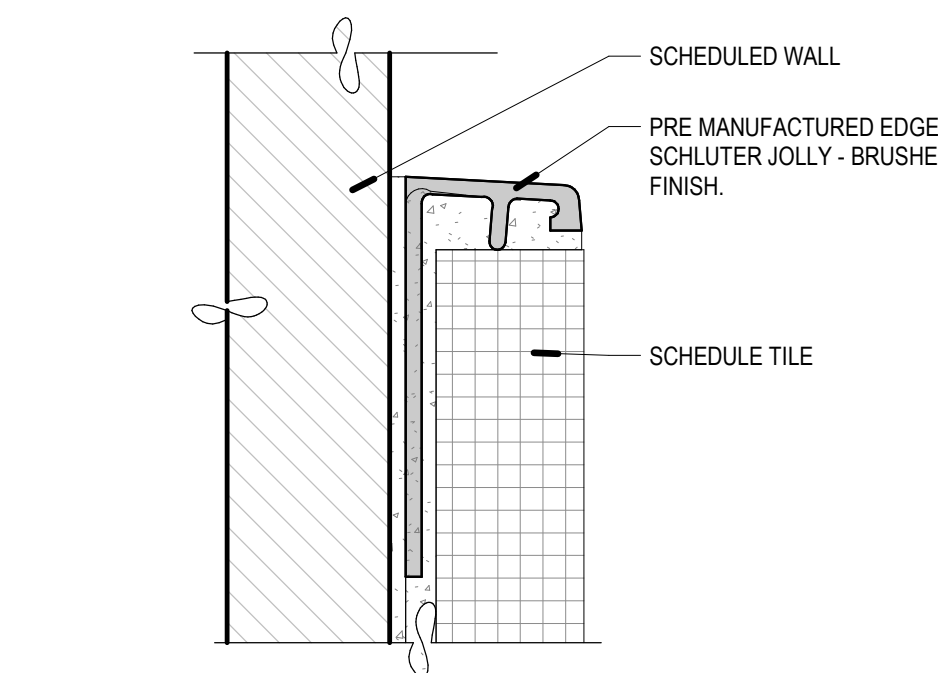
B2 TYPICAL TILE OUTSIDE CORNER DETAIL
SCALE: 1/2" = 1'-0"



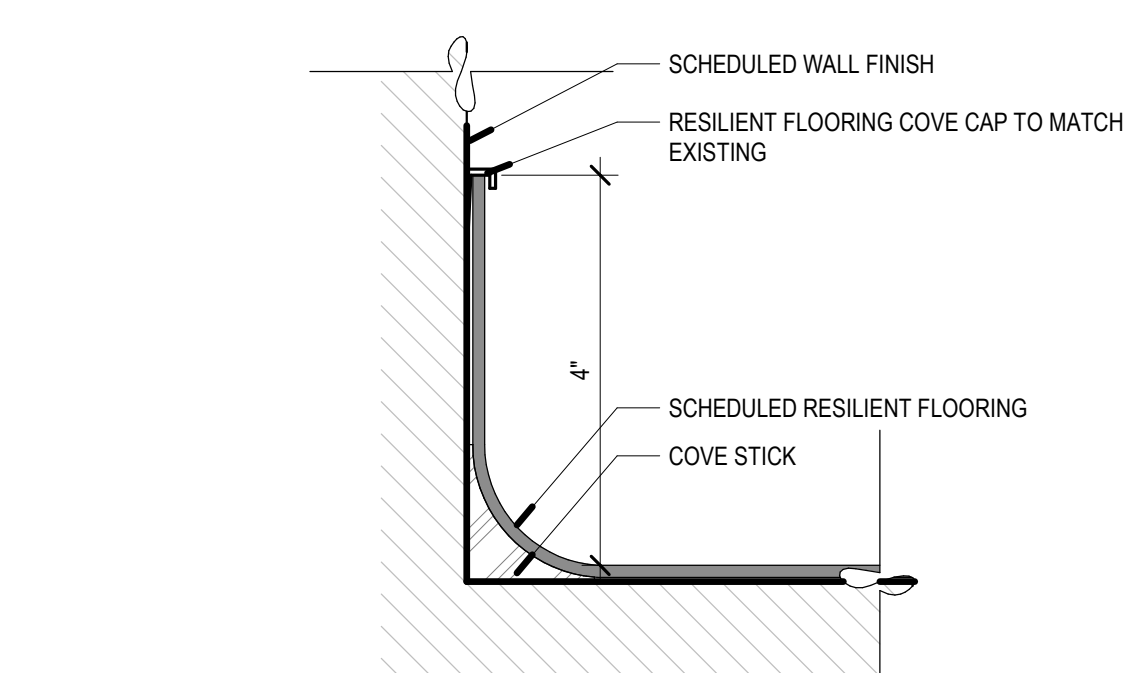
B3 TILE OUTSIDE CORNER @ JOLLY INTERSECTION
SCALE: 1/2" = 1'-0"



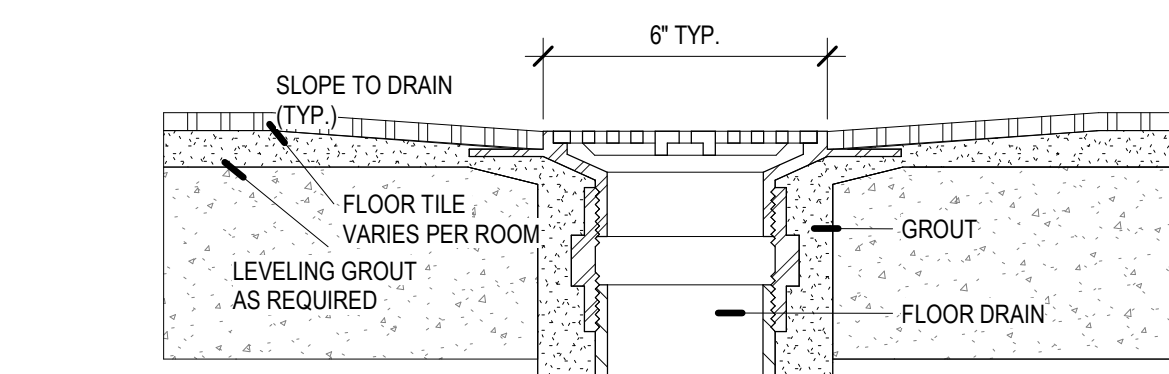
B4 VINYL TO FLOOR TILE WITH THRESHOLD
SCALE: 6" = 1'-0"



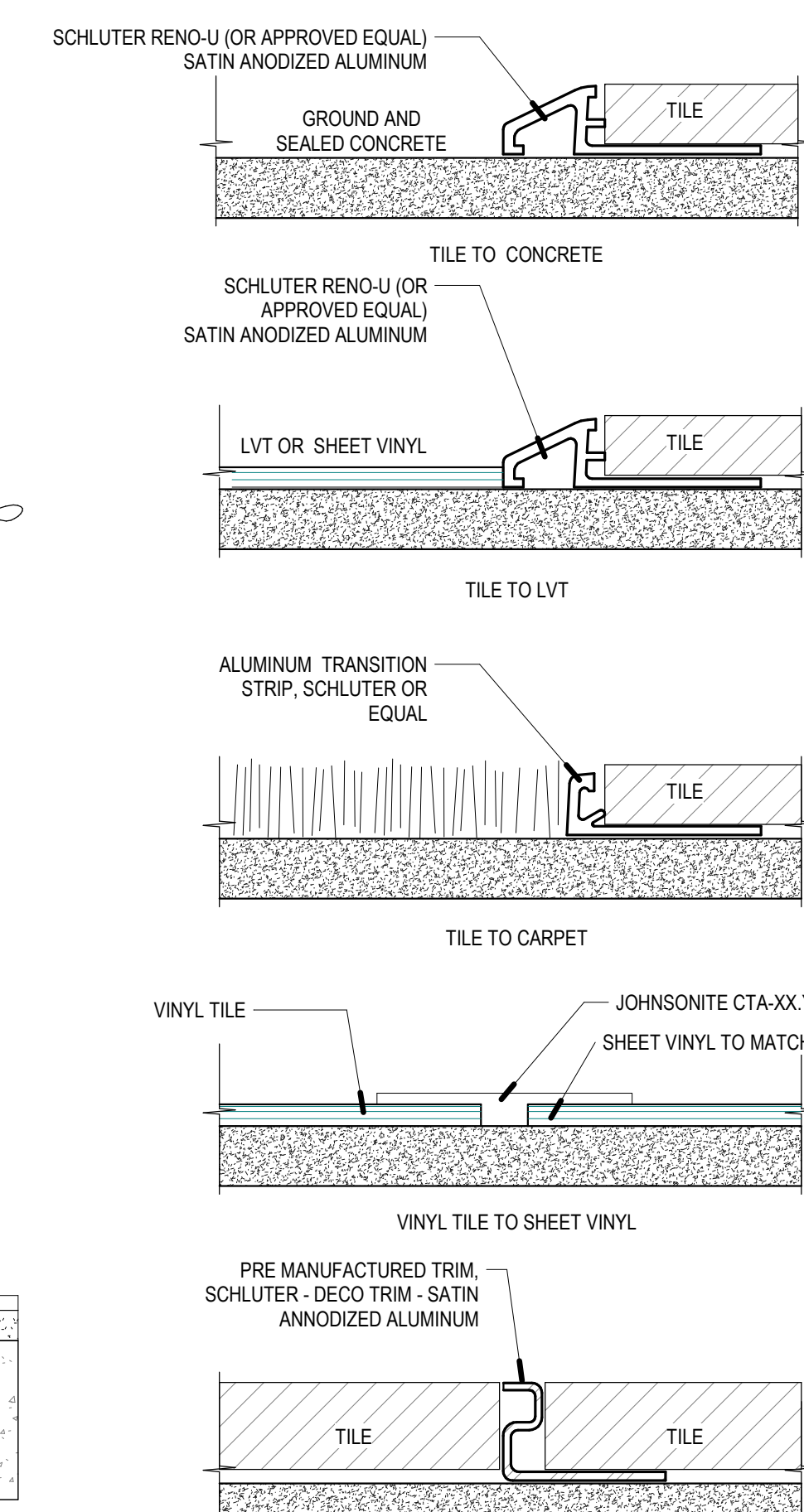
A2 TYPICAL EXPOSED TILE EDGE DETAIL
SCALE: 1" = 1'-0"



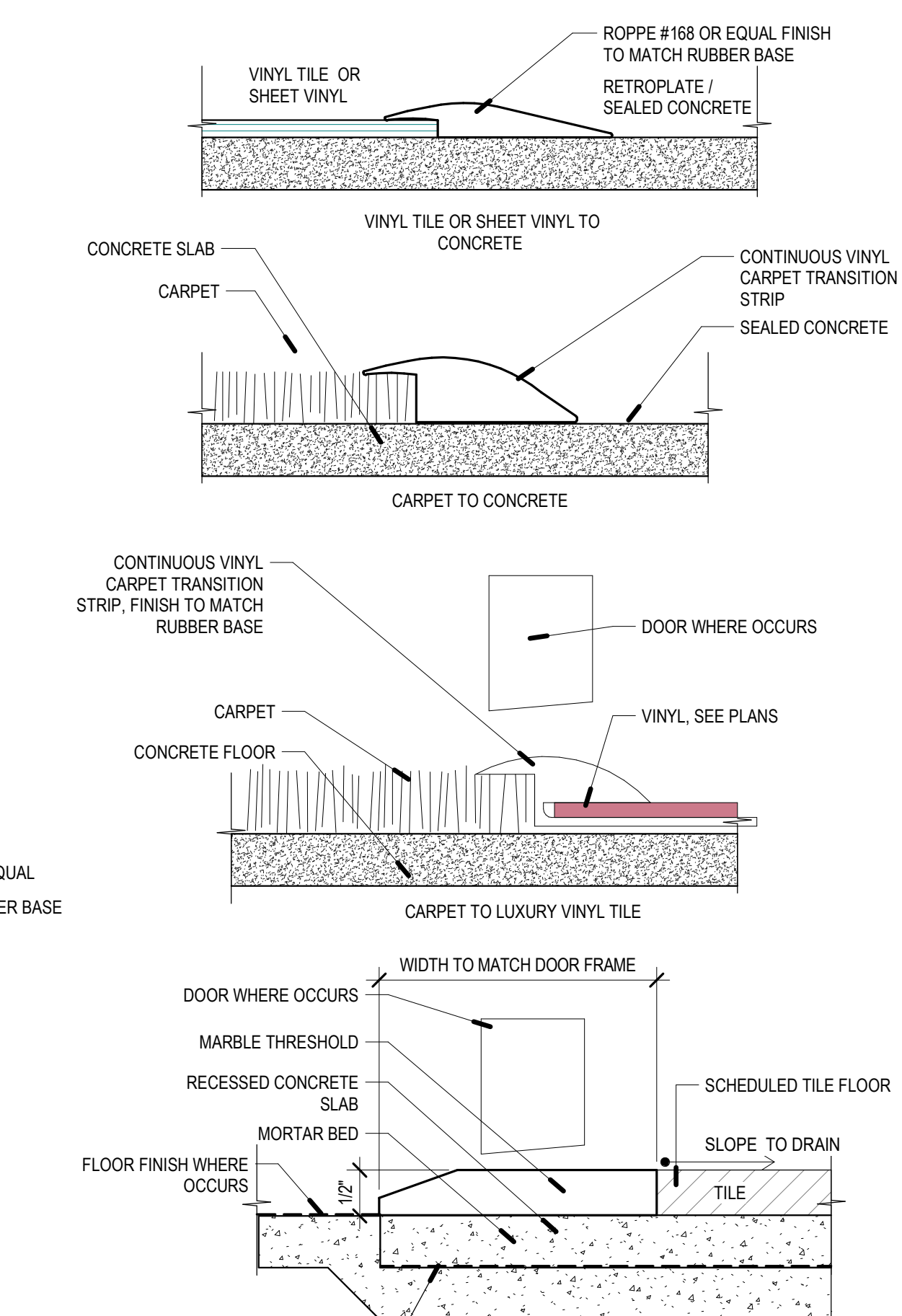
A3 TYPICAL INTEGRAL COVERED BASE DETAIL
SCALE: 6" = 1'-0"



A4 FLOOR DRAIN - TYP
SCALE: 3" = 1'-0"



A5 FLOOR TRANSITIONS
SCALE: 1/2" = 1'-0"



A5 FLOOR TRANSITIONS
SCALE: 1/2" = 1'-0"

REV	DATE	DESCRIPTION

VCBO NUMBER: 20320
CLIENT NUMBER:
DATE: 2020.10.30

DOOR NUMBER	SCHEDULE - DOOR AND FRAME										DOOR NUMBER			
	DOOR					FRAME								
	SIZE WIDTH	HEIGHT	THICK	ELEV TYPE	MATERIAL	FINISH FACING	ELEV TYPE	MATERIAL	FINISH FACING	HARDWARE GROUP		GLAZING TYPE	LABEL (MIN.)	NOTES
2400	4'-0"	7'-0"	1 3/4"	A2	WD	SEALED	1	HM	PAINTED	5.0		60 MIN.		2400
2404A	4'-0"	7'-0"	1 3/4"	A2	WD	SEALED	1	HM	PAINTED	11.0		60 MIN.		2404A
2404C	2'-0"	7'-0"	1 3/4"	A	WD	SEALED	1	HM	PAINTED	10.0				2404C
2405	6'-0"	7'-0"	1 3/4"	B1	WD	SEALED	1	HM	PAINTED	8.0		60 MIN.		2405
2500	3'-6"	7'-0"	1 3/4"	A2	WD	SEALED	1	HM	PAINTED	2.0		60 MIN.		2500
2501A	6'-0"	7'-0"	1 3/4"	B	WD	SEALED	1	HM	PAINTED	6.0		20 MIN.	PUSH PLATE	2501A
2501B	3'-0"	7'-0"	1 3/4"	A2	WD	SEALED	1	HM	PAINTED	17.0		60 MIN.		2501B
2502A	6'-0"	7'-0"	1 3/4"	B	WD	SEALED	1	HM	PAINTED	6.0		20 MIN.	PUSH PLATE	2502A
2502B	3'-0"	7'-0"	1 3/4"	A2	WD	SEALED	1	HM	PAINTED	17.0		60 MIN.		2502B
2505	6'-0"	7'-0"	1 3/4"	B1	WD	SEALED	1	HM	PAINTED	9.0		60 MIN.		2505
2506	4'-0"	7'-0"	1 3/4"	A1	WD	SEALED	1	HM	PAINTED	8.0		20 MIN.		2506
2507	3'-0"	7'-0"	1 3/4"	A1	WD	SEALED	1	HM	PAINTED	15.0		20 MIN.		2507
2508	7'-0"	7'-5 3/4"		D	AL	ANODIZED	BY MFG	AL	ANODIZED	18.0		20 MIN.		2508
2509	7'-0"	7'-5 3/4"		D	AL	ANODIZED	BY MFG	AL	ANODIZED	18.0		20 MIN.		2509
2510	6'-0"	7'-0"	1 3/4"	B1	WD	SEALED	2	HM	PAINTED	1.0		20 MIN.	PUSH PLATE, OPPOSITE SWING	2510
2511	3'-0"	7'-0"	1 3/4"	A1	WD	SEALED	1	HM	PAINTED	14.0		20 MIN.		2511
2513	3'-0"	7'-0"	1 3/4"	A1	WD	SEALED	1	HM	PAINTED	3.0		20 MIN.		2513
2514	3'-0"	7'-0"	1 3/4"	A1	WD	SEALED	1	HM	PAINTED	16.0		20 MIN.		2514
2516	7'-0"	7'-5 3/4"		D	AL	ANODIZED	BY MFG	AL	ANODIZED	18.0		20 MIN.		2516
2517	7'-0"	7'-5 3/4"		D	AL	ANODIZED	BY MFG	AL	ANODIZED	18.0		20 MIN.		2517
2518	3'-0"	7'-0"	1 3/4"	A1	WD	SEALED	1	HM	PAINTED	15.0		20 MIN.		2518
2519	7'-0"	7'-5 3/4"		D	AL	ANODIZED	BY MFG	AL	ANODIZED	18.0		20 MIN.		2519
2520	7'-0"	7'-5 3/4"		D	AL	ANODIZED	BY MFG	AL	ANODIZED	18.0		20 MIN.		2520
2521	7'-0"	7'-5 3/4"		D	AL	ANODIZED	BY MFG	AL	ANODIZED	18.0		20 MIN.		2521
2522	3'-0"	7'-0"	1 3/4"	A1	WD	SEALED	1	HM	PAINTED	15.0		20 MIN.		2522
2524	3'-0"	7'-0"	1 3/4"	S0			1			4.0		RATED		2524
2525	3'-0"	7'-0"	1 3/4"	S0			1			4.0		RATED		2525
2526	3'-0"	7'-0"	1 3/4"	A1	WD	SEALED	1	HM	PAINTED	12.0		20 MIN.		2526
2527A	3'-0"	7'-0"	1 3/4"	A1	WD	SEALED	1	HM	PAINTED	13.0		20 MIN.		2527A
2527B	3'-0"	7'-0"	1 3/4"	A1	WD	SEALED	1	HM	PAINTED	13.0		20 MIN.		2527B
2530	3'-0"	7'-0"	1 3/4"	A1	WD	SEALED	1	HM	PAINTED	12.0		20 MIN.		2530
2531	5'-0"	7'-0"	1 3/4"	C	WD	SEALED	1	HM	PAINTED	7.0				2531

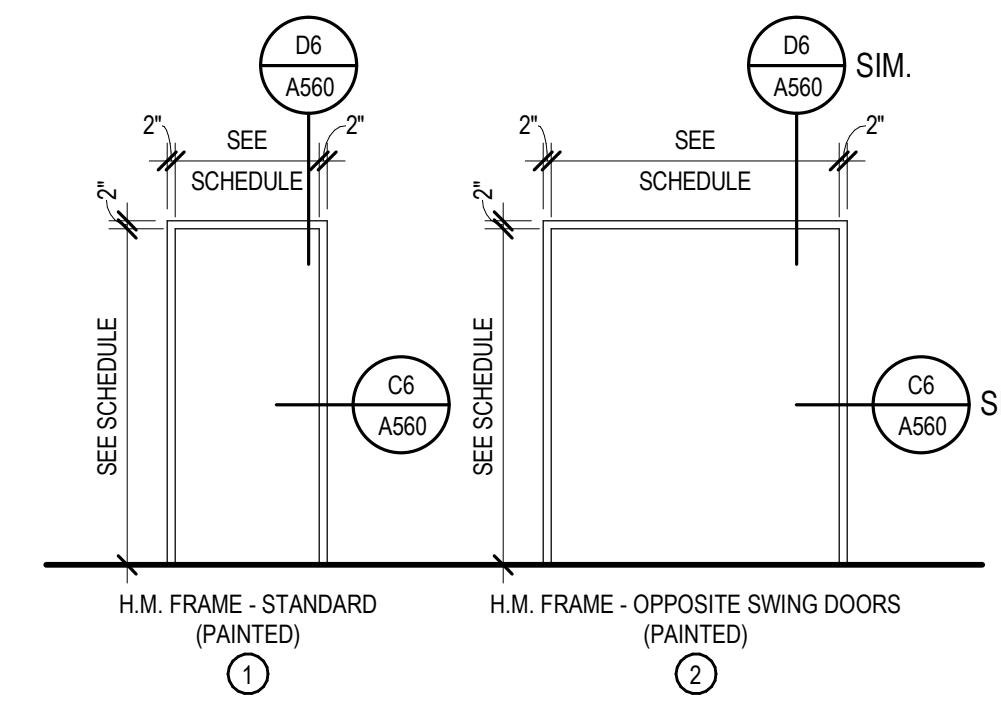
DOOR & FRAME NOTES

- MATERIAL ABBREVIATIONS:
WD = WOOD
AL = ALUMINUM
HM = HOLLOW METAL
- SEE SPECIFICATION FOR HARDWARE SET DEFINITION
- ALL HOLLOW METAL FRAMES OPENING TO THE EXTERIOR ARE TO BE GALVANIZED
- ALL HOLLOW METAL DOORS OPENING TO THE EXTERIOR ARE TO BE INSULATED AND GALVANIZED
- OVERALL ALUMINUM FRAME DIMENSIONS ARE GIVEN FOR REFERENCE, REFER TO DETAILS FOR JAMB AND SILL CONDITIONS. OVERALL DIMENSIONS ARE TO BE FIELD VERIFIED
- GENERAL CONTRACTOR TO COORDINATE WORK BETWEEN DOOR INSTALLER AND SECURITY SYSTEM INSTALLER

GLAZING TYPE LEGEND

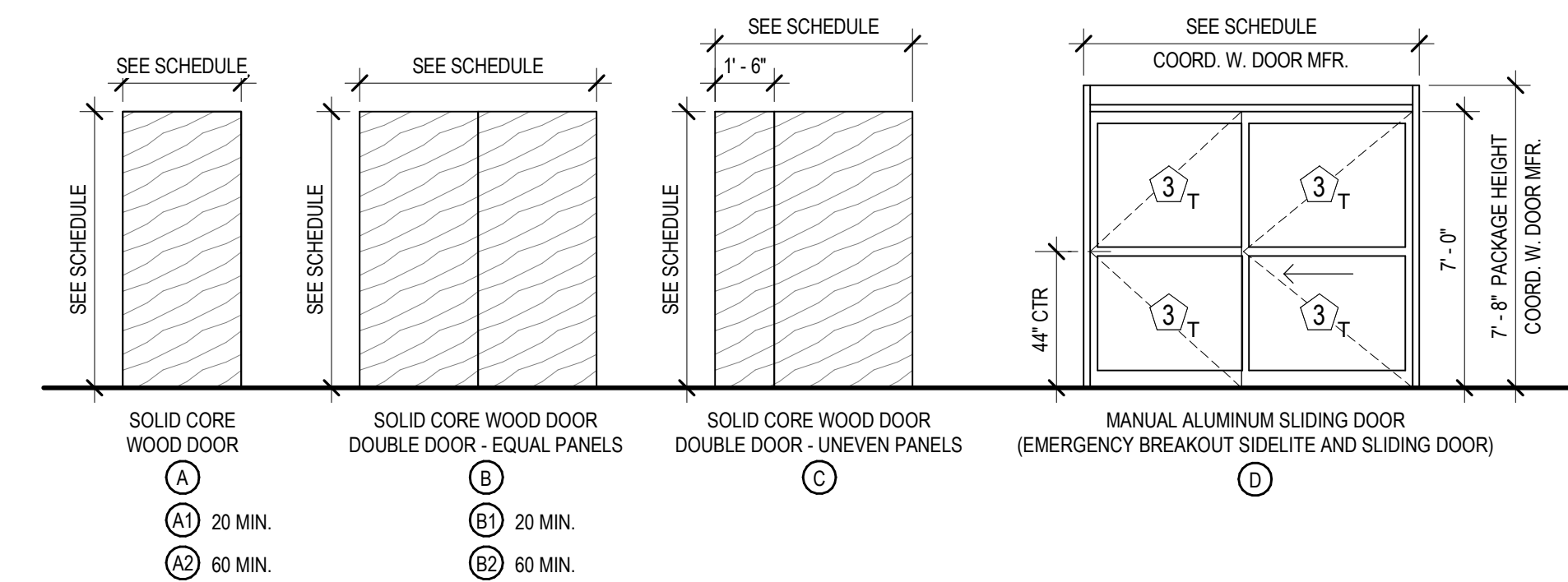
MARK	DESCRIPTION
①	1" INSULATED, LOW-E SOLAR BAN 60
③	1/4" FLOAT GLASS
⑥	SPANDREL GLASS, MATCH EXISTING
#T	T INDICATES TEMPERED GLASS

NOTE:
WINDOW TYPE QUANTITIES PROVIDED FOR CONVENIENCE, THE CONTRACTOR IS RESPONSIBLE TO VERIFY THE QUANTITIES OF EACH WINDOW TYPE.



C4 H.M. FRAME ELEVATION

SCALE: 1/4" = 1'-0"



C5 DOOR ELEVATIONS

SCALE: 1/4" = 1'-0"



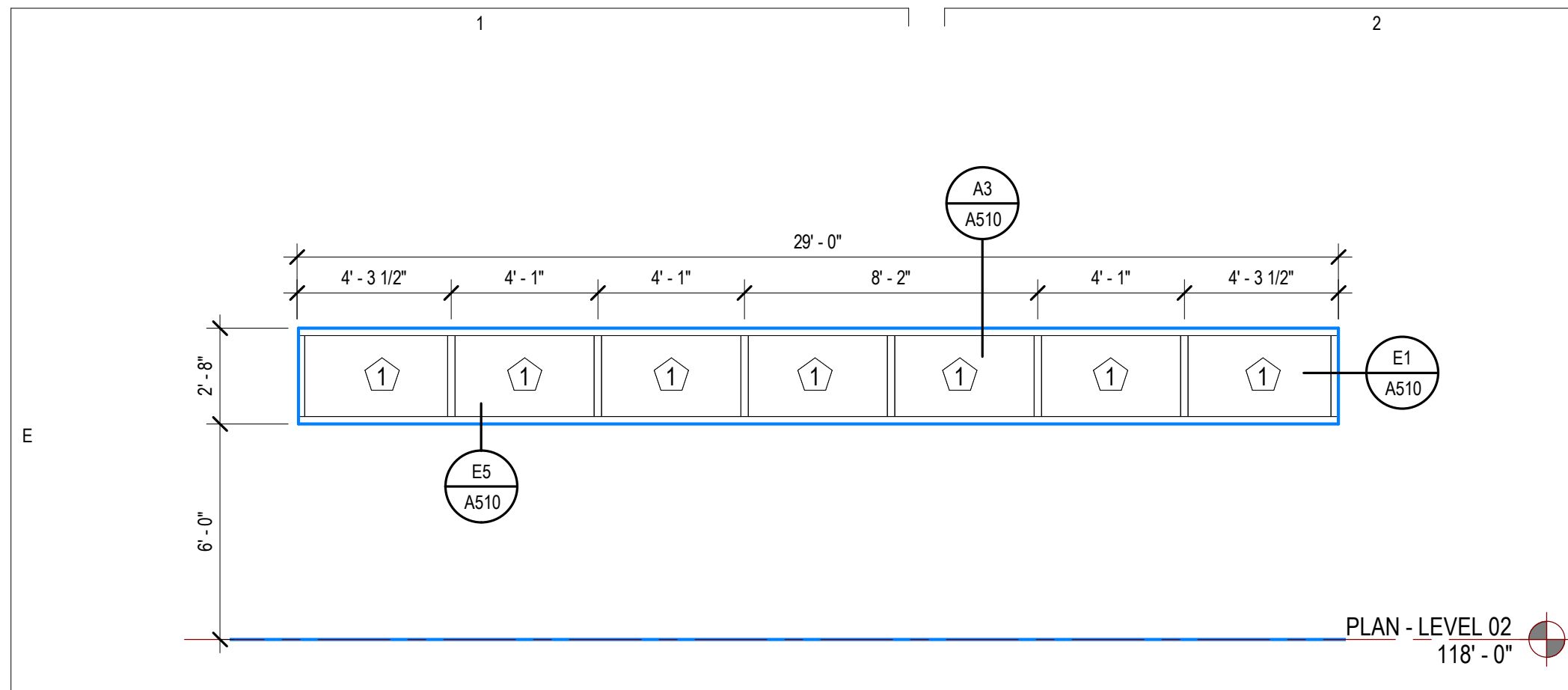
REV DATE DESCRIPTION

VCBO NUMBER: 20320
CLIENT NUMBER:
DATE: 2020.10.30

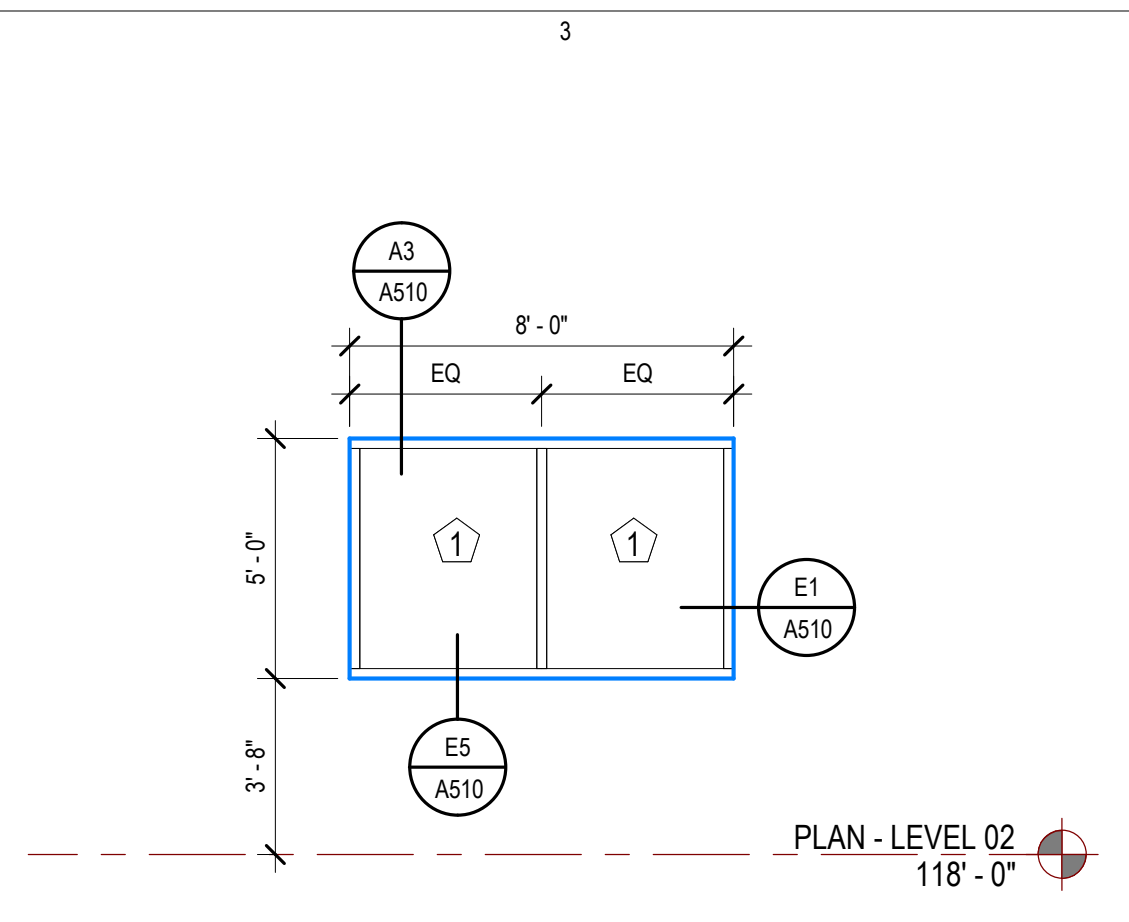
MCKAY-DEE AMBULATORY SURGERY CENTER EXPANSION
INTERMOUNTAIN HEALTHCARE
3895 MEDICAL DRIVE, OGDEN, UTAH 84403
CONSTRUCTION DOCUMENTS

DOOR SCHEDULE + ELEVATIONS

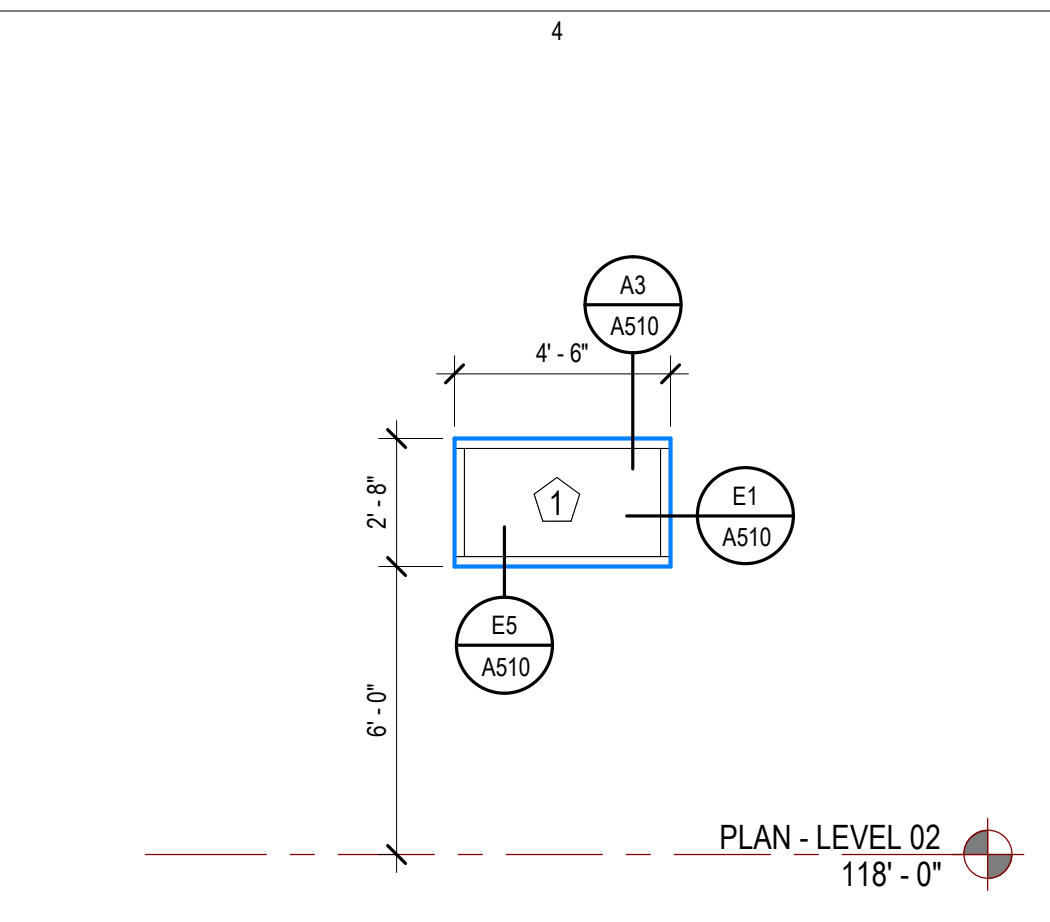
A600



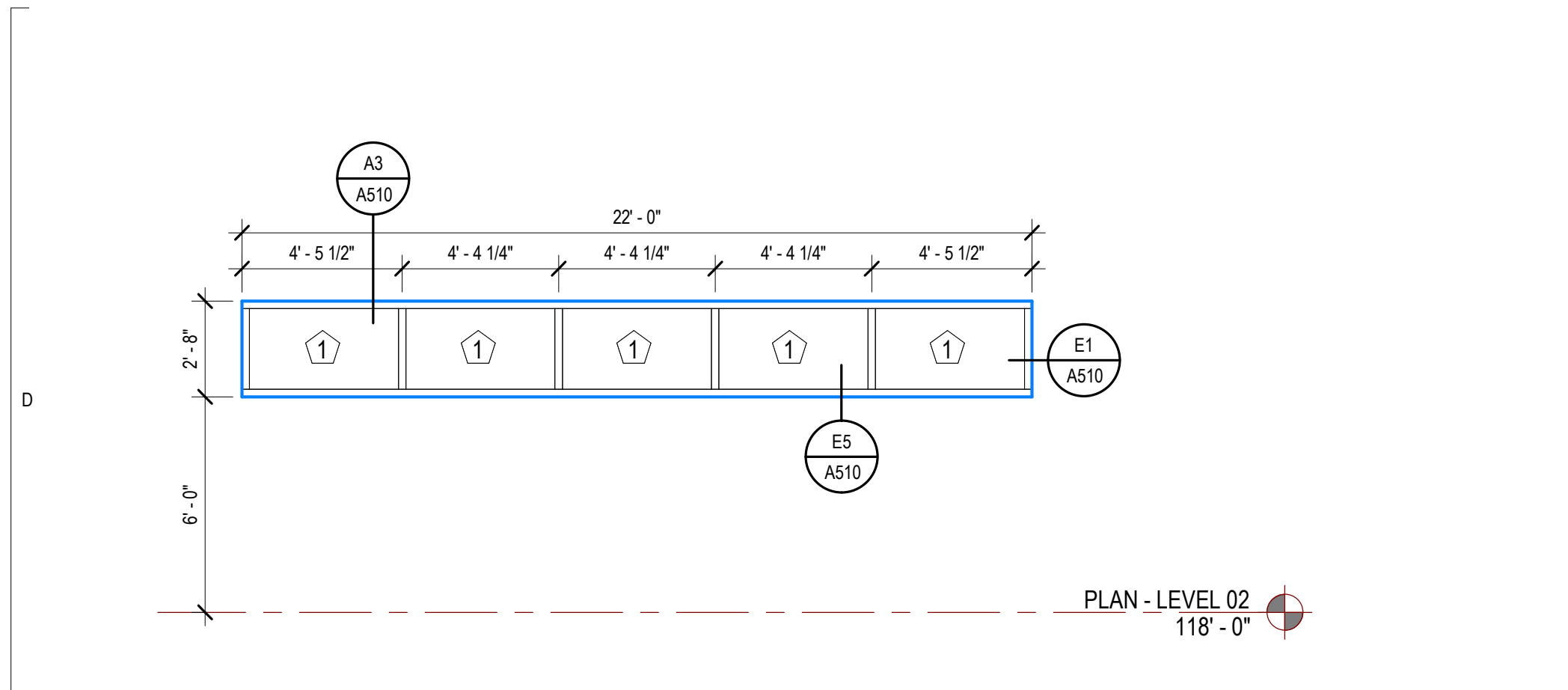
E1 CW001
SCALE: 1/4" = 1'-0"



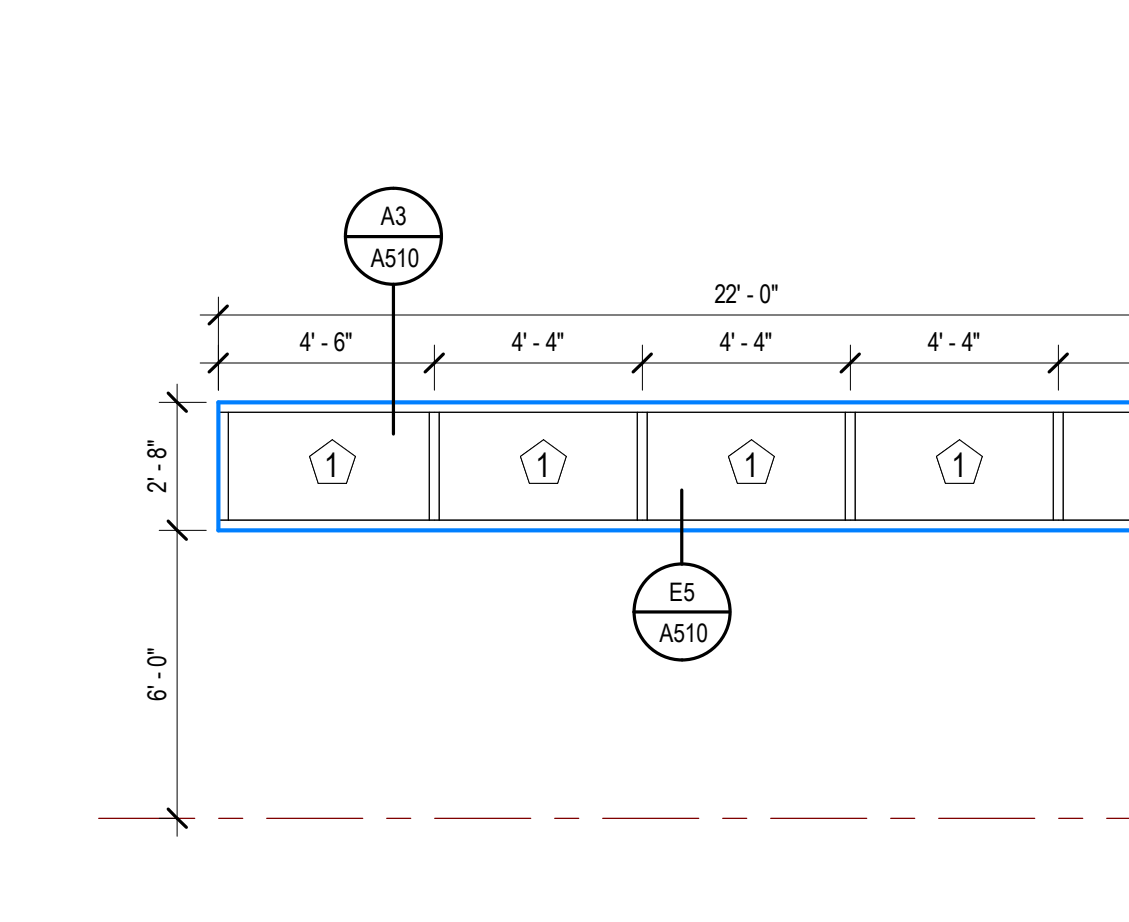
E3 CW002
SCALE: 1/4" = 1'-0"



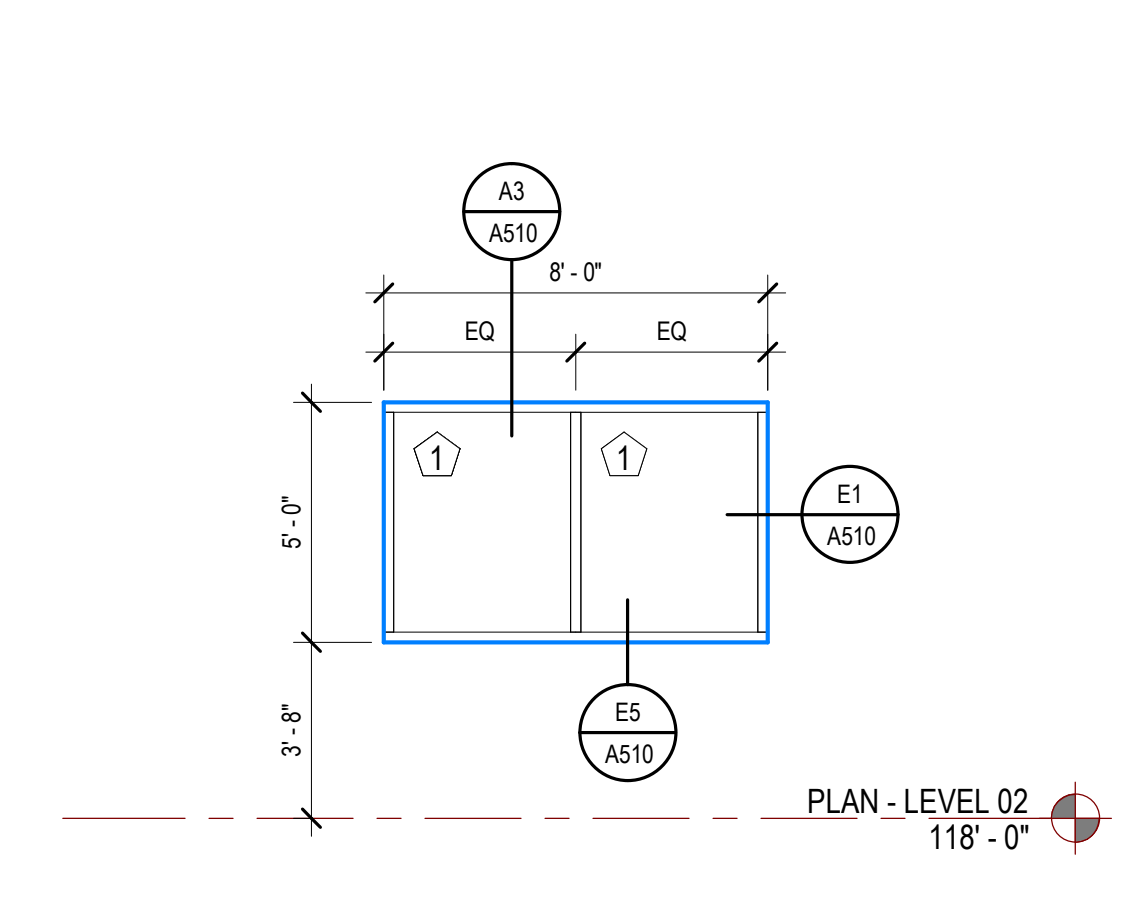
E4 CW003
SCALE: 1/4" = 1'-0"



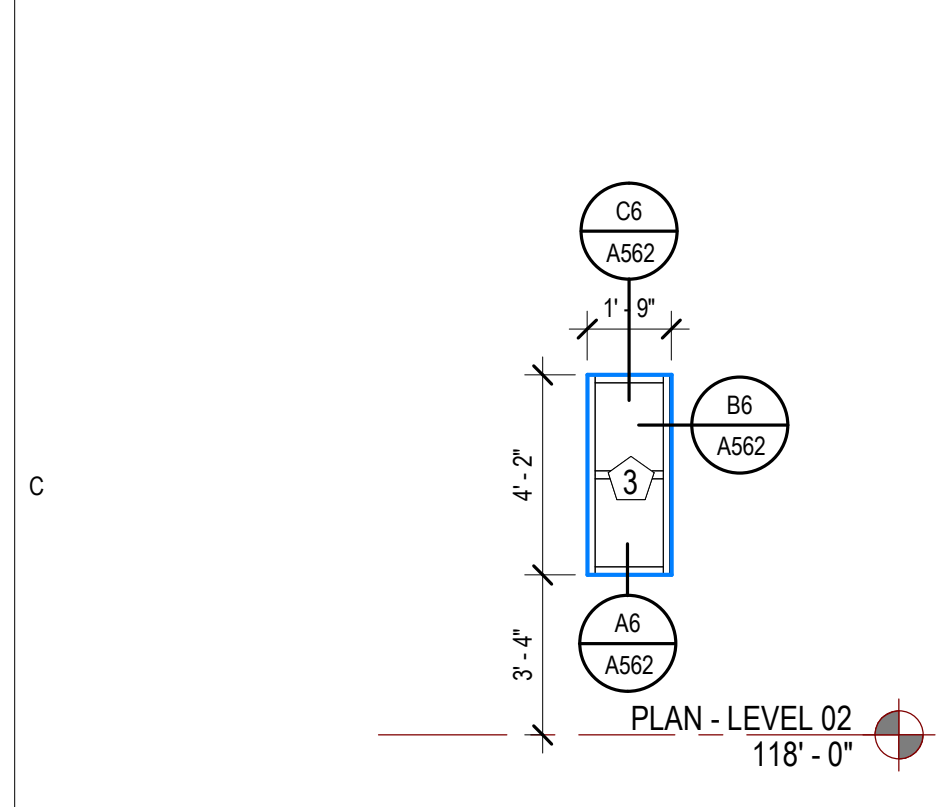
D1 CW004
SCALE: 1/4" = 1'-0"



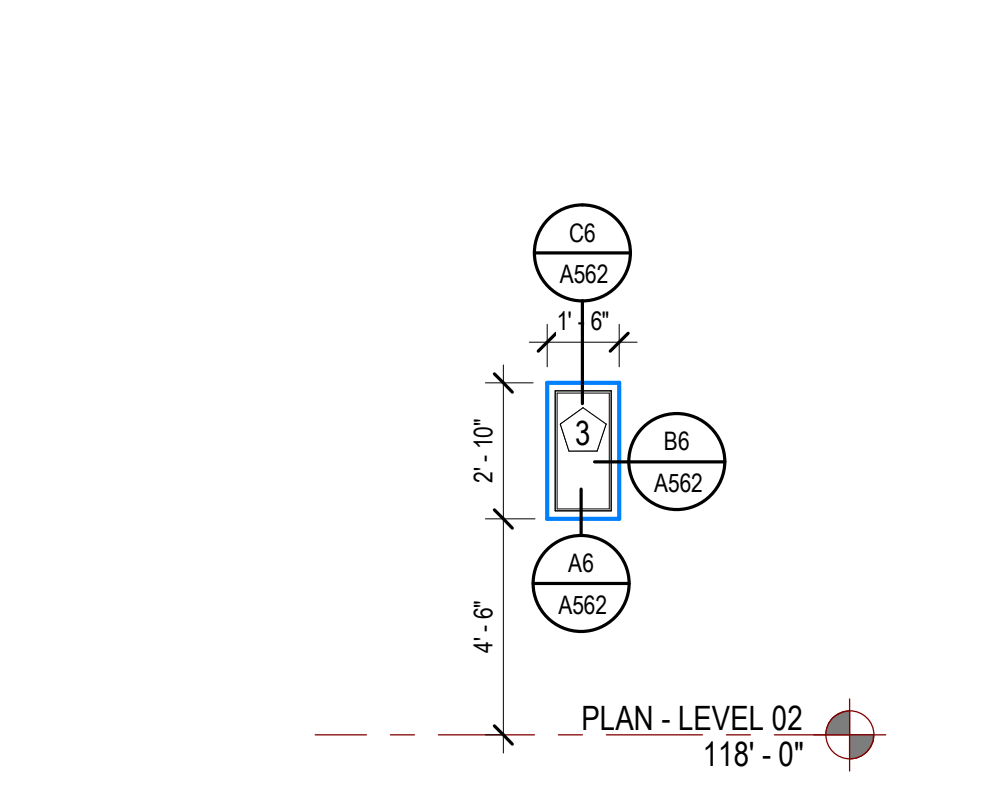
D3 CW005
SCALE: 1/4" = 1'-0"



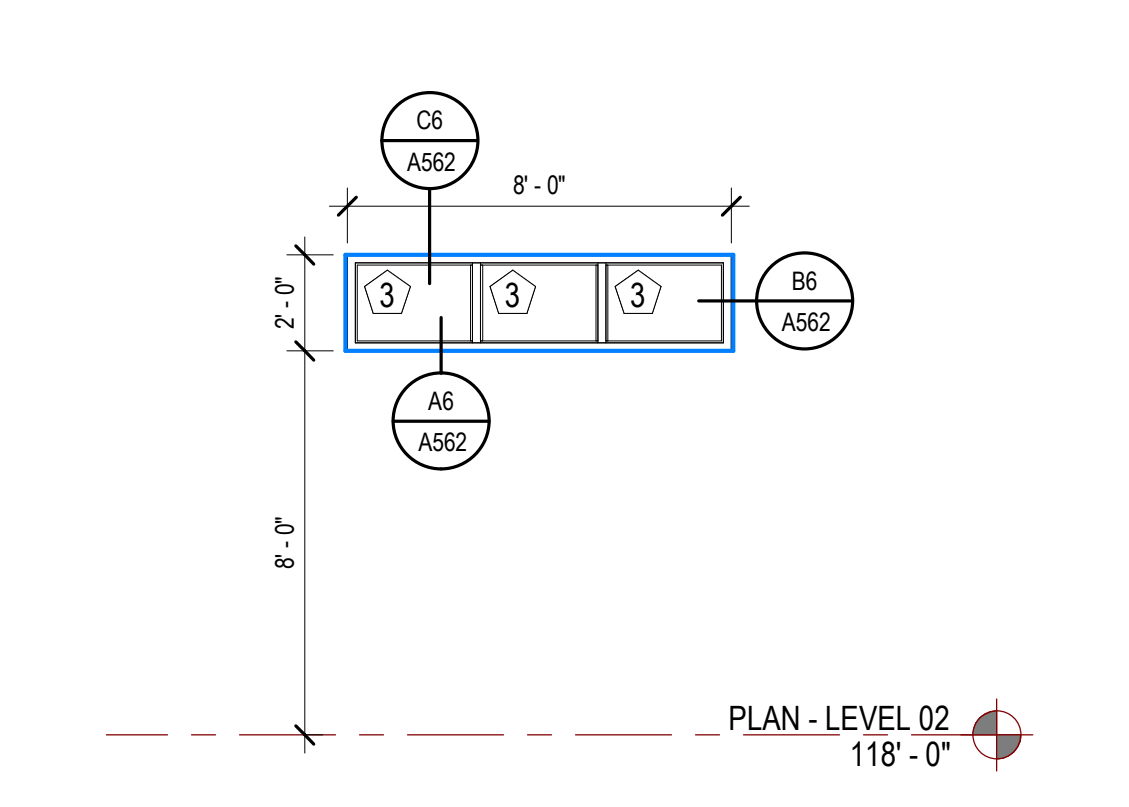
D5 CW006
SCALE: 1/4" = 1'-0"



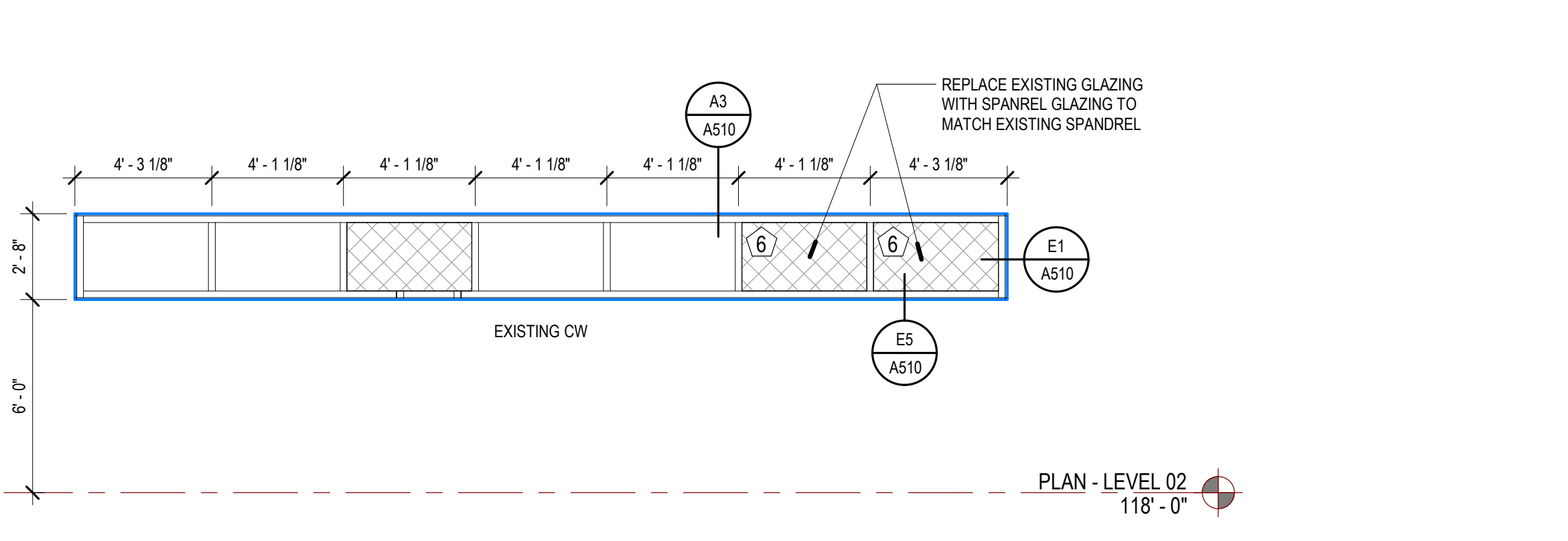
C1 CW007
SCALE: 1/4" = 1'-0"



C2 CW008
SCALE: 1/4" = 1'-0"



C3 CW009
SCALE: 1/4" = 1'-0"



C4 CW010
SCALE: 1/4" = 1'-0"

GLAZING TYPE LEGEND

MARK	DESCRIPTION
①	1" INSULATED, LOW-E SOLAR BAN 60
③	1/4" FLOAT GLASS
⑥	SPANDREL GLASS, MATCH EXISTING
⑧	1" INDICATES TEMPERED GLASS

NOTE:
WINDOW TYPE QUANTITIES PROVIDED FOR CONVENIENCE. THE CONTRACTOR IS RESPONSIBLE TO VERIFY THE QUANTITIES OF EACH WINDOW TYPE.



REV	DATE	DESCRIPTION
-----	------	-------------

VCBO NUMBER: 20320
CLIENT NUMBER:
DATE: 2020.10.30

MCKAY-DEE AMBULATORY SURGERY CENTER EXPANSION
INTERMOUNTAIN HEALTHCARE
3895 MEDICAL DRIVE, OGDEN, UTAH 84403
CONSTRUCTION DOCUMENTS