

THE CANADIAN UFO SURVEY

Explore annual findings on UFO sightings across Canada

By Ufology Research 1989-2026

The 2025 Survey



Compiled by:
Chris Rutkowski
Geoff Ditmann
Leanne Sallenback

Editor and Lead: Chris Rutkowski

Published by: Ufology Research © 2026

Results of the 2025 Canadian UFO Survey

1,052 Canadian UFO Reports in 2025 — or One Every Eight Hours 3.42 per cent were unexplained

In 2025, 1,052 UFO reports were officially filed in Canada with government agencies, participating private organizations, and through social media. Of these cases, **3.42 per cent were classified as Unexplained.**

In 2025 there were reports from 1,006 witnesses across the country, with Ontario leading the way in sightings, followed by Quebec, British Columbia, Nova Scotia, and Alberta. **There were sightings in every single province and territory in 2025.**

Most reported UFOs were reported as ‘white’ or ‘multi-coloured’ and were simple lights in the sky, known as Nocturnal Lights (NL) – making up 50.24 per cent of the cases. August had the most sightings at 160, followed by January at 135.

More than 26,000 Canadian UFO reports have been catalogued during the past 36 years by Ufology Research, led by Chris Rutkowski, Canada’s leading ufologist and expert in the subject.

The team at Ufology Research remains committed to this research and is the only group in Canada actively analyzing, reporting and finding ways to consolidate the annual data for the public.

For more information, and for the full detailed analyses of the 2025 Canadian UFO report, visit [The Canadian UFO Survey](#) website.

Contact Details

Email: canadianuforeport@hotmail.com

Website: www.canadianuforeport.ca

Primary Contact: Chris Rutkowski

THE 2025 CANADIAN UFO SURVEY

FINDINGS OF THE 2025 UFO SURVEY: AN OVERVIEW

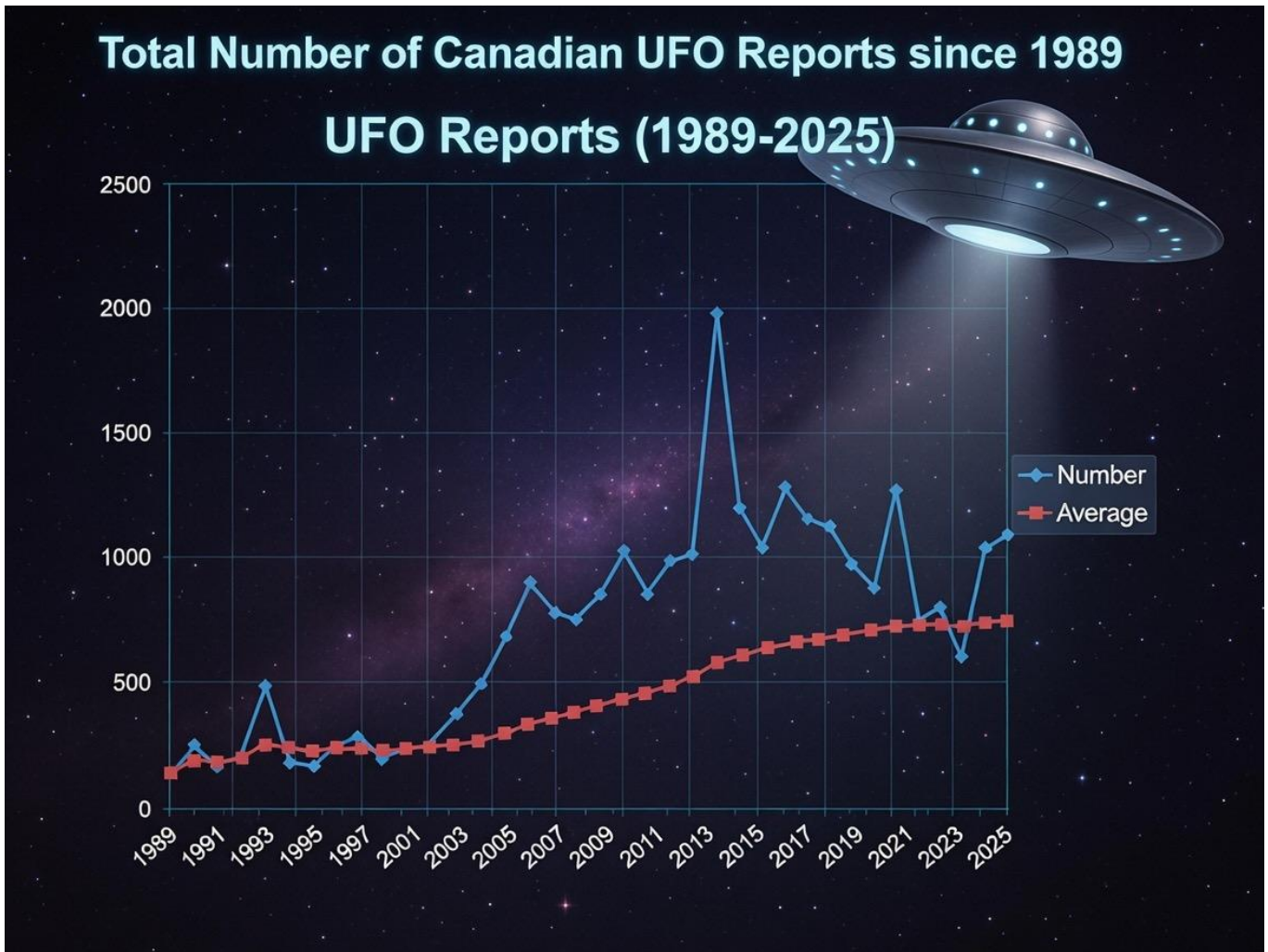


The results of the 2025 Canadian UFO Survey show that UFO sightings continue to be reported in Canada at a significant rate. **In 2025, 1,052 UFO reports were officially filed in Canada with official government agencies, participating private organizations, media, and social media.**

The annual Canadian UFO Survey is produced by Ufology Research, based in Manitoba, with the cooperation of investigators and researchers across the country who are working together and sharing data so as to better understand what is being seen and reported across the country.

Since the annual Canadian UFO Survey was initiated in 1989, **more than 26,000 Canadian UFO reports have been catalogued during the past 35 years.** This is much more than the files of the United States Air Force's infamous Project Blue Book, which investigated and recorded 12,618 UFO reports from around the world between 1952 and 1969. And, while Blue Book listed 701 cases as Unexplained, there are currently 2,686 Unexplained cases in the Canadian UFO Survey database.

TOTAL NUMBER OF CANADIAN UFO REPORTS SINCE 1989



THE FOLLOWING TABLE SHOWS THE NUMBER OF REPORTED UFOs PER YEAR SINCE 1989, COLLECTED BY UFOLOGY RESEARCH.

Year	Number
1989	154
1990	254
1991	169
1992	223
1993	482
1994	189
1995	183
1996	258
1997	284
1998	195
1999	259
2000	263
2001	375
2002	483
2003	673
2004	882
2005	769
2006	738
2007	836
2008	1004
2009	831
2010	968
2011	986
2012	1982
2013	1180
2014	1021
2015	1268
2016	1131
2017	1101
2018	937
2019	849
2020	1243
2021	722
2022	768
2023	570
2024	1008
2025	1052

THE NUMBER OF REPORTED UFOs (1989-2025)

The number of UFO reports per year in Canada has varied, although there has been a general trend towards a gradual increase in yearly UFO report numbers over the past 35 years until 2015, and then a general decline. There are signs that the trend is reversing, but there has not been an overwhelming increase in reports, despite what some ufologists claim. Although there may be an increase in public interest in UFOs and a surge in social media posts on the subject, that has not translated into an actual increase in numbers of reported UFO sightings. However, UFOs have not “gone away.” The data also contradict comments by those who would assert that UFOs are a ‘passing fad’ or that UFO sightings are decreasing.

For this study, the working definition of a UFO is: “an object seen in the sky which its observer cannot identify.”

Polls have shown that about ten per cent of the Canadian population believe they have seen UFOs. This means that about 4.1 million Canadians have seen UFOs. However, studies have also shown that only about ten per cent of all witnesses of UFOs report their experiences (although this percentage is thought to be much lower).

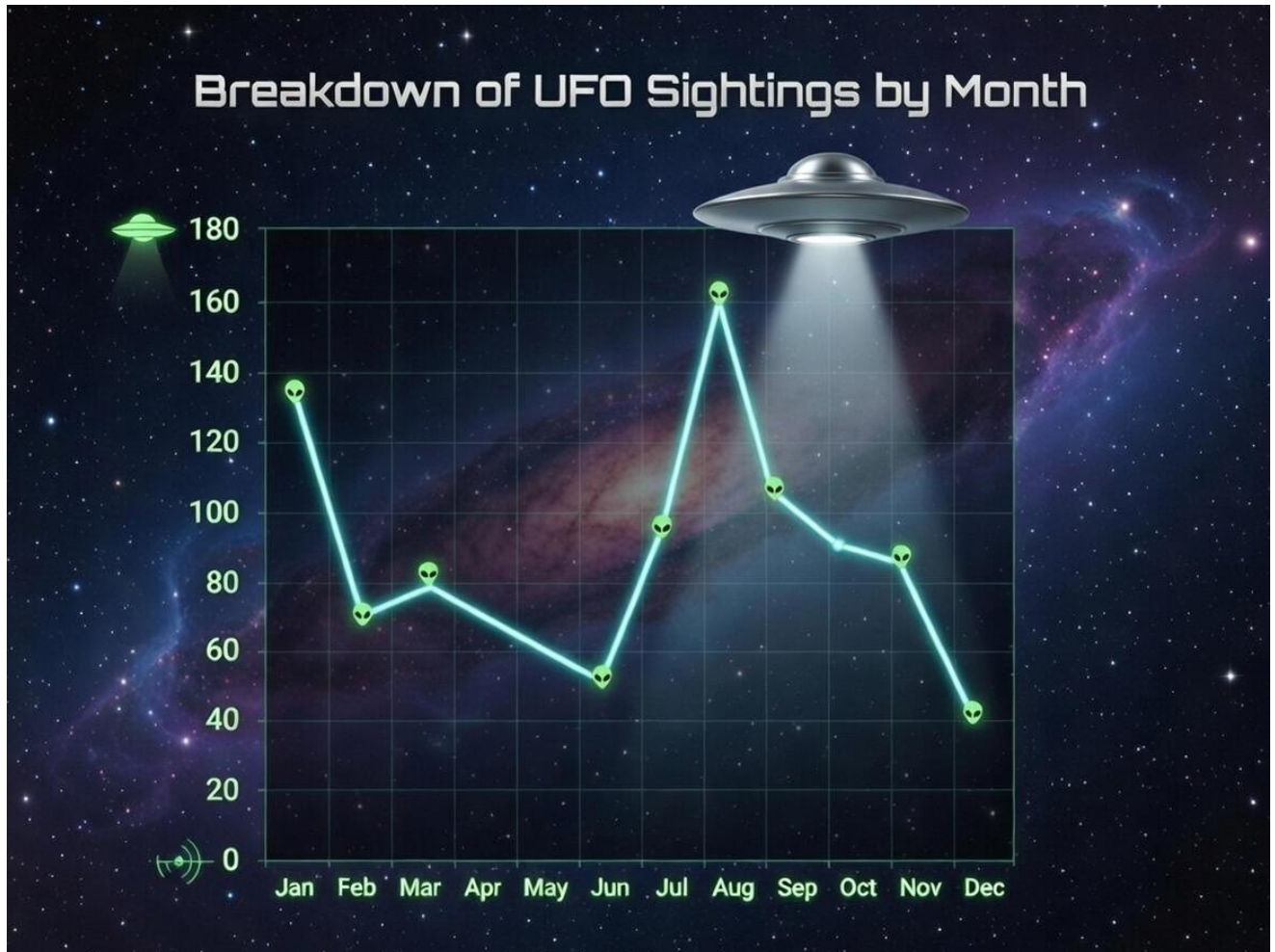
UFO witnesses range from farmhands to airline pilots and from teachers to police officers. Witnesses represent all age groups and racial origin.

What is being observed? In most cases, UFOs (and UAP) turn out to be only ordinary objects. However, this begs a question. If people are reporting things that can be explained, then the objects they observed were “really there.” Were the objects we can't identify “really there” as well? If so, what were they?

These are questions that only continued and rational research can answer, and only if researchers have the support and encouragement of both scientists and the public.

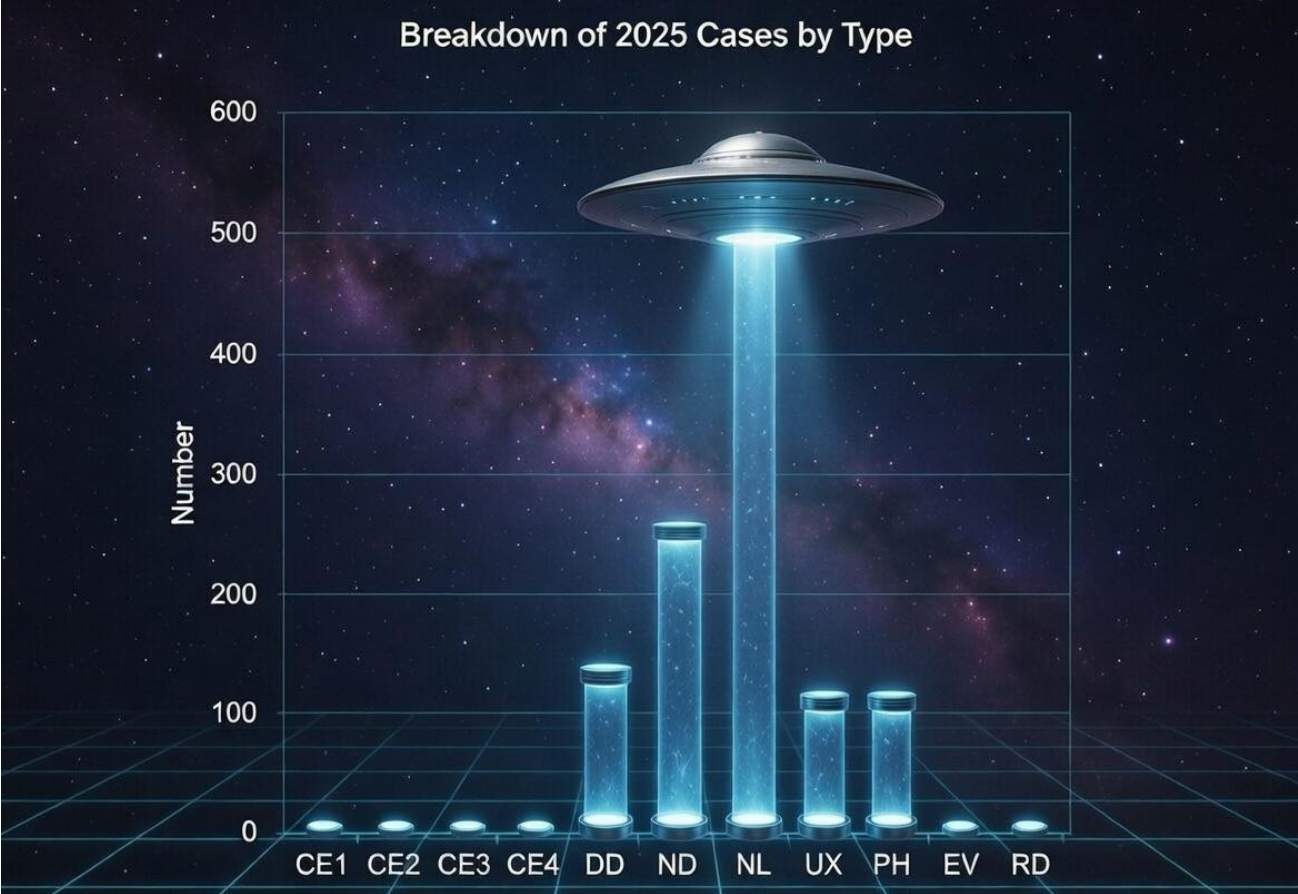
Data for each UFO report were obtained by Ufology Research from participating researchers across Canada, through receipt of reports directly from witnesses, or through data mining of known websites devoted to UFO reports. This method has not changed significantly during the past 35 years.

MONTHLY BREAKDOWN OF UFO REPORTS IN 2025



In 2025, most UAP reports were in the late summer and winter instead of mostly summer months as usual. The January peak in 2025 was possibly a holdover from the “drone wave” across North America in the fall of 2024.

BREAKDOWN OF UFO REPORTS BY TYPE IN 2025



The types of UFOs are categorized in this Survey as follows:


- NL** (Nocturnal Light) - light source in night sky
- ND** (Nocturnal Disc) - light source in night sky that appears to have a definite shape
- DD** (Daylight Disc) - unknown object observed during daytime hours
- C1** (Close Encounter of the First Kind) - ND or DD occurring within 200 metres of a witness
- C2** (Close Encounter of the Second Kind) - C1 where physical effects left or noted
- C3** (Close Encounter of the Third Kind) - C1 where figures/entities are encountered
- C4** (Close Encounter of the Fourth Kind) - an alleged “abduction” or “contact” experience
- PH** (Photo only) – where a witness examines a photo taken earlier and notes a UAP
- RD** (Radar) – where a UAP was detected on radar
- EV** (Physical Evidence only) — such as a ground marking or trace
- UX** (Other Unexplained Event) — such as an entity

Most reported UFOs in 2025 were simple lights in the sky, known as Nocturnal Lights (NL), in more than 50 per cent of all cases. The more unusual Close Encounters comprised only about two per cent of total reports. Slightly more than 20 per cent of all cases were daytime observations in 2024 but were down to about 13 per cent in 2025.

PROVINCIAL DISTRIBUTION OF UFO REPORTS

In general, provinces with larger populations tend to have the most UFO reports.

In 2025, BC had 13.5 per cent of the total number of UFO reports, while Quebec had about 20 per cent, and Alberta had about 11 per cent, very much in line with the distribution of population in Canada. Nova Scotia was greatly overrepresented with regard to population, however, with 11 per cent (instead of only about three per cent), while Ontario was slightly underrepresented, with 30 per cent. Both Manitoba and Nova Scotia saw significant increases in numbers of reported UFOs in 2025, with 55 and 117 cases, respectively. The higher number of reports in Nova Scotia was likely because Nova Scotians have very active UFO-related social media where witnesses can report their UFO sightings easily.



Top metropolitan city centres with the most UFO reports in 2025:

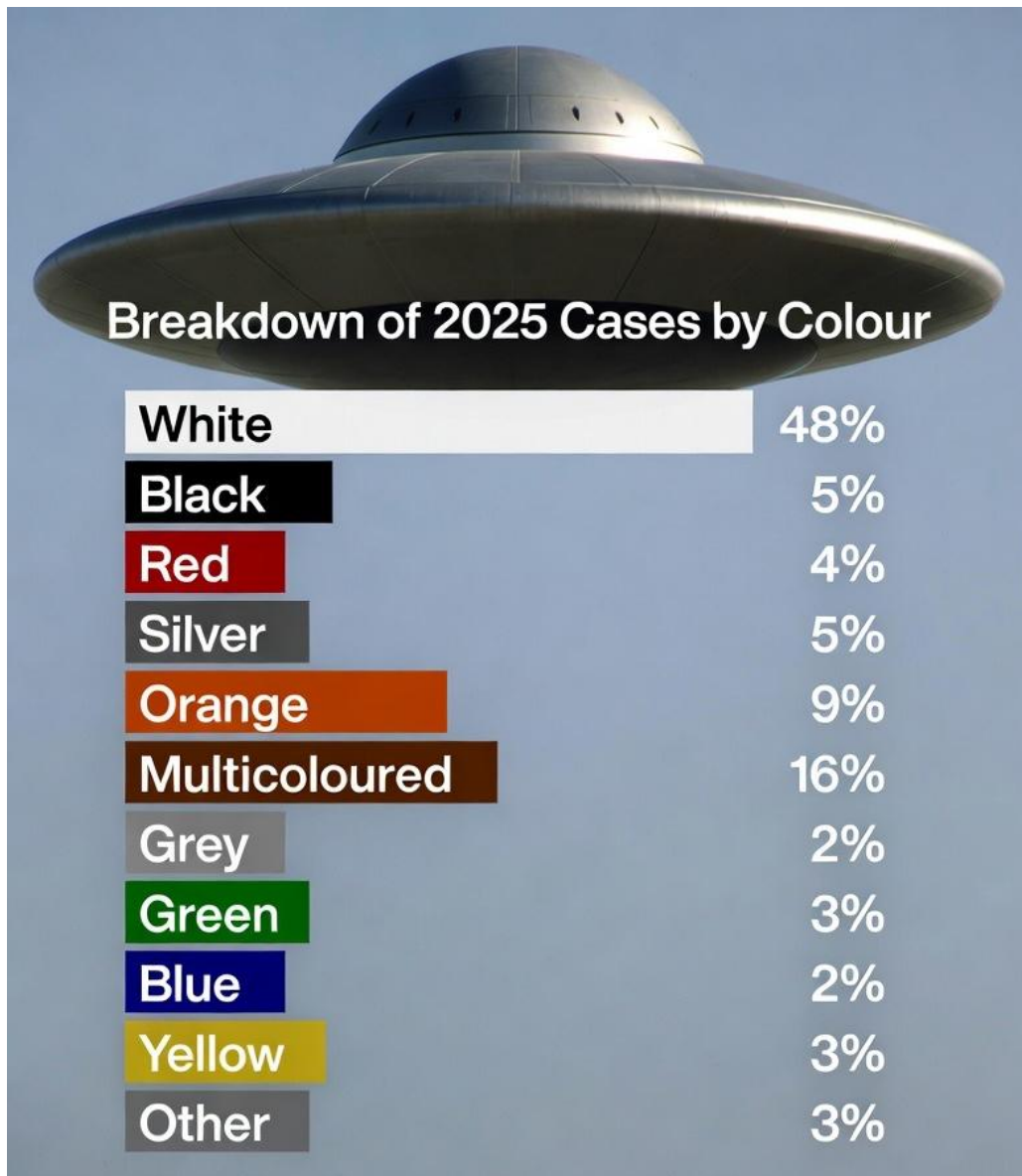


Top Canadian cities with the most UFO reports in 2025:



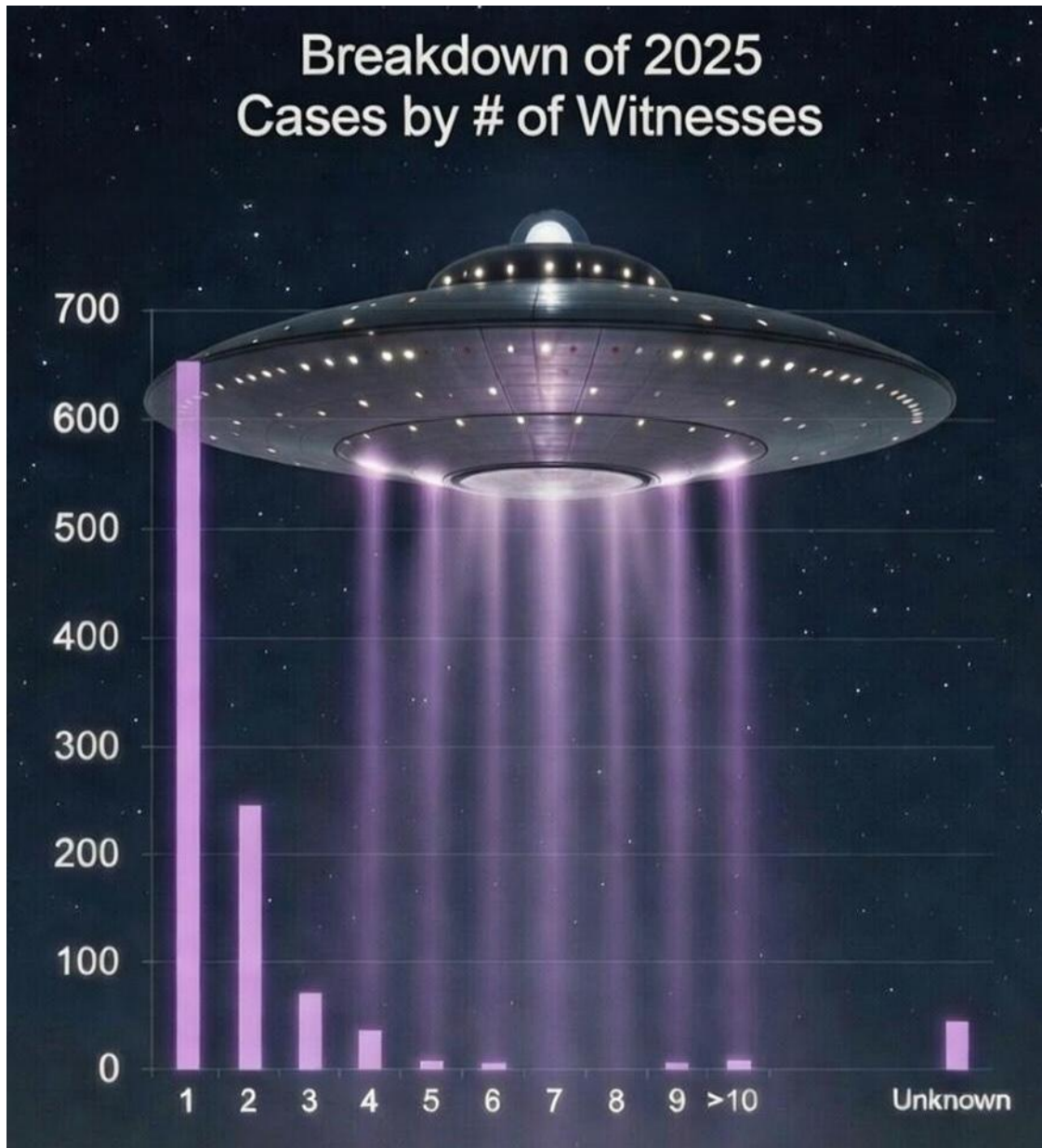
REPORTED COLOURS OF UFOs

As in previous years, the most common colour of UFO in 2025 was White, reported 48 per cent of the time, a significant increase from 36 per cent in 2024. The next most common was “Multicoloured” with 16 per cent, Orange with nine per cent, and Red with seven per cent. Silver and Black coloured UFOs were five per cent each and were daytime cases.

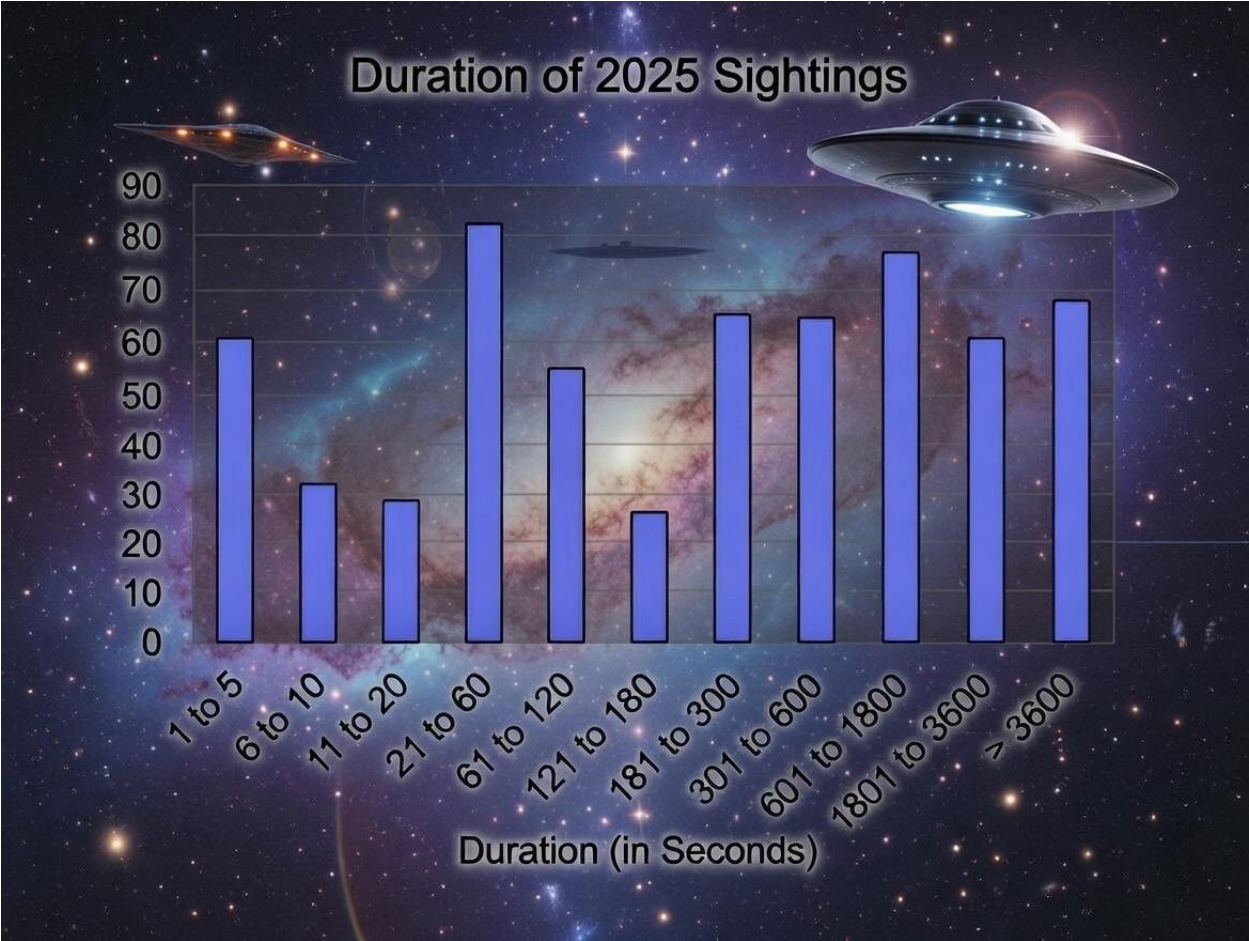


NUMBER OF WITNESSES PER CASE

In terms of the number of witnesses per case, many sightings were experienced by more than one person. The average number of witnesses per report in 2025 was 1.72, unchanged from 2024. This means that it was more likely in 2025 for a sighting to have more than one witness.



DURATION OF UFO SIGHTINGS

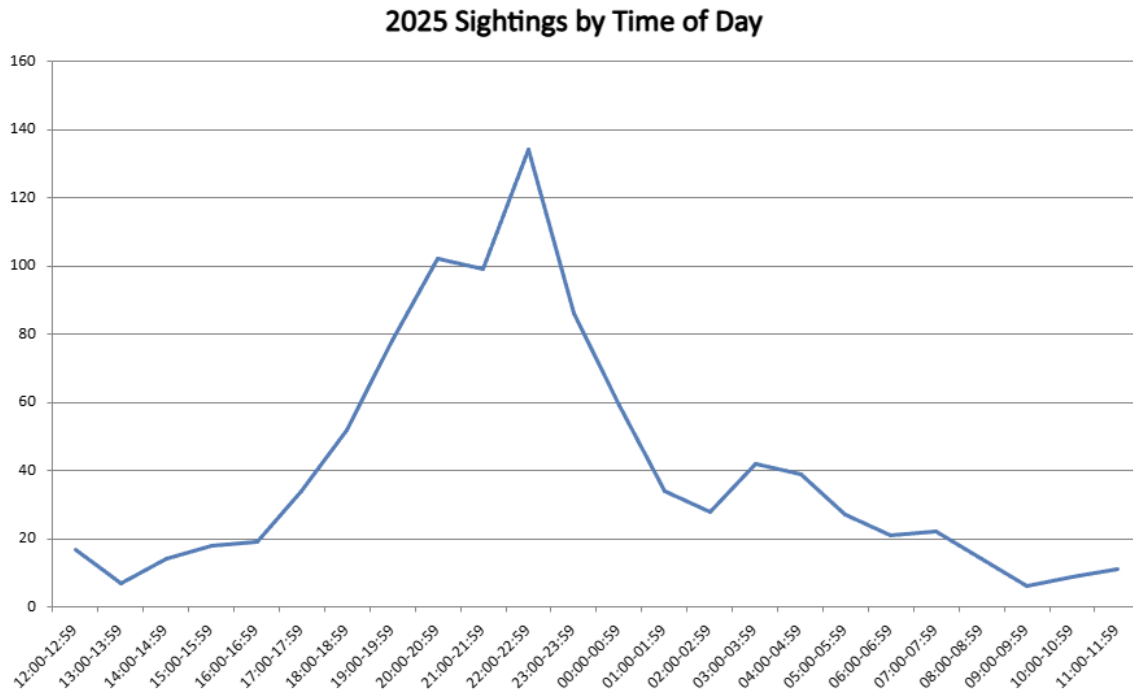


The average duration of UFO sightings in Canada in 2025 was 19 minutes, a decrease over 2024 (36 minutes) and slightly more than 2023 (16 minutes). This might suggest that an increasingly greater number of sightings are of stationary astronomical objects. The length of time an object is seen suggests some simple explanations for what was being observed by the witness.

In fact, the duration of a sighting is one of the biggest clues to its explanation. Experience in studying UFO reports has shown that short duration events are usually fireballs or bolides, and long duration events of an hour or more are very probably astronomical objects moving slowly with Earth’s rotation. Long-duration sightings tend to occur in the early morning hours, from about midnight until 6:00 a.m.

HOURLY DISTRIBUTION OF UFO SIGHTINGS

The hourly distribution of cases has usually followed a similar pattern every year, with a peak at 2200 hours local and a trough around 0900 hours local. Since most UFOs are nocturnal lights, most sightings will occur during the evening hours. Since the number of possible observers drops off sharply near midnight, we would expect the hourly rate of UFO reports would vary with two factors: potential observers and darkness.



REPORTED SHAPES OF UFOs

The most common shape of UFO reported in 2025 was a simple point source of light (52 per cent), slightly more than in previous years. Other shapes reported were Triangle (five per cent), Sphere (11 per cent), Cigar (five per cent) and Fireball (two per cent). The classic “flying saucer” (Disc) was reported 52 times (five per cent) in 2025. An “Irregular” object was reported in 13 per cent of the cases.

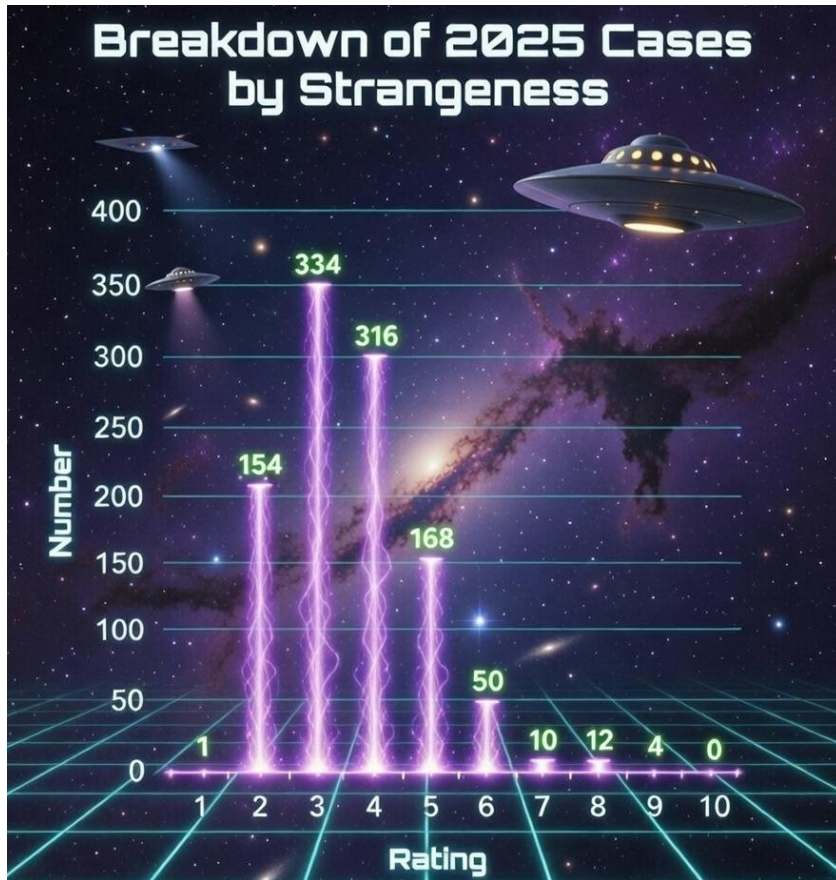


STRANGENESS

The average Strangeness rating for UFO reports during 2025 was 3.7, where 1 is considered not strange at all and 9 is considered exceptionally unusual. This is slightly down from 4.4 in 2024, suggesting reported objects in 2025 seemed to be less unusual than in previous years.

The assigning of a Strangeness rating to a UFO report is based on a classification adopted by researchers who noted that the inclusion of a subjective evaluation of the degree to which a particular case is in itself unusual might yield some insight into the data. For example, the observation of a single, stationary, starlike light in the sky, seen for several hours, is not particularly unusual and might likely have a prosaic explanation such as that of a star or planet. On the other hand, a detailed observation of a saucer-shaped object which glides slowly away from a witness after an encounter with grey-skinned aliens would be considered highly strange.

A Strangeness rating is assigned during the data entry process, based on the given information about each case. It is subjective, but based on the general criteria noted above.

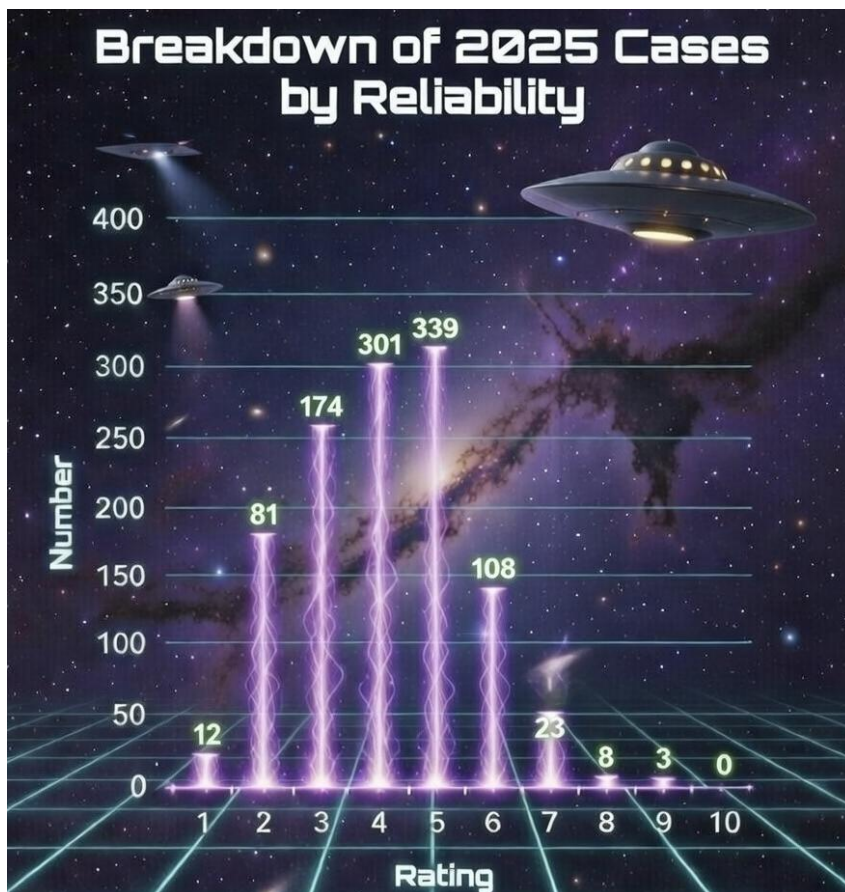


RELIABILITY OF UFO REPORTS

The average Reliability rating of Canadian UFO reports in 2024 was 4.28, meaning that most cases had minimal investigation, and were likely only emails, posts, or report forms filled out by a witness, without extensive supporting documentation or investigation.

Higher reliability cases include actual interviews with witnesses, a detailed case investigation, multiple witnesses, supporting documentation, and other evidence. Since data for many cases are taken from websites and second-hand postings, or in fact self-postings, there is usually no significant investigation of UFO sightings. Well-investigated cases comprise only a small fraction of all UFO data, a fact that makes UFO case data have limited value.

Reliability and Strangeness ratings tend to vary in classic bell-shaped curves. In other words, there are very few cases which were both highly unusual and well-reported. Most cases are of medium strangeness and medium reliability. These are the “high-quality unknowns.” However, there are also very few low-strangeness cases with low reliability. Low-strangeness cases, therefore, tend to be well-reported and probably have explanations.



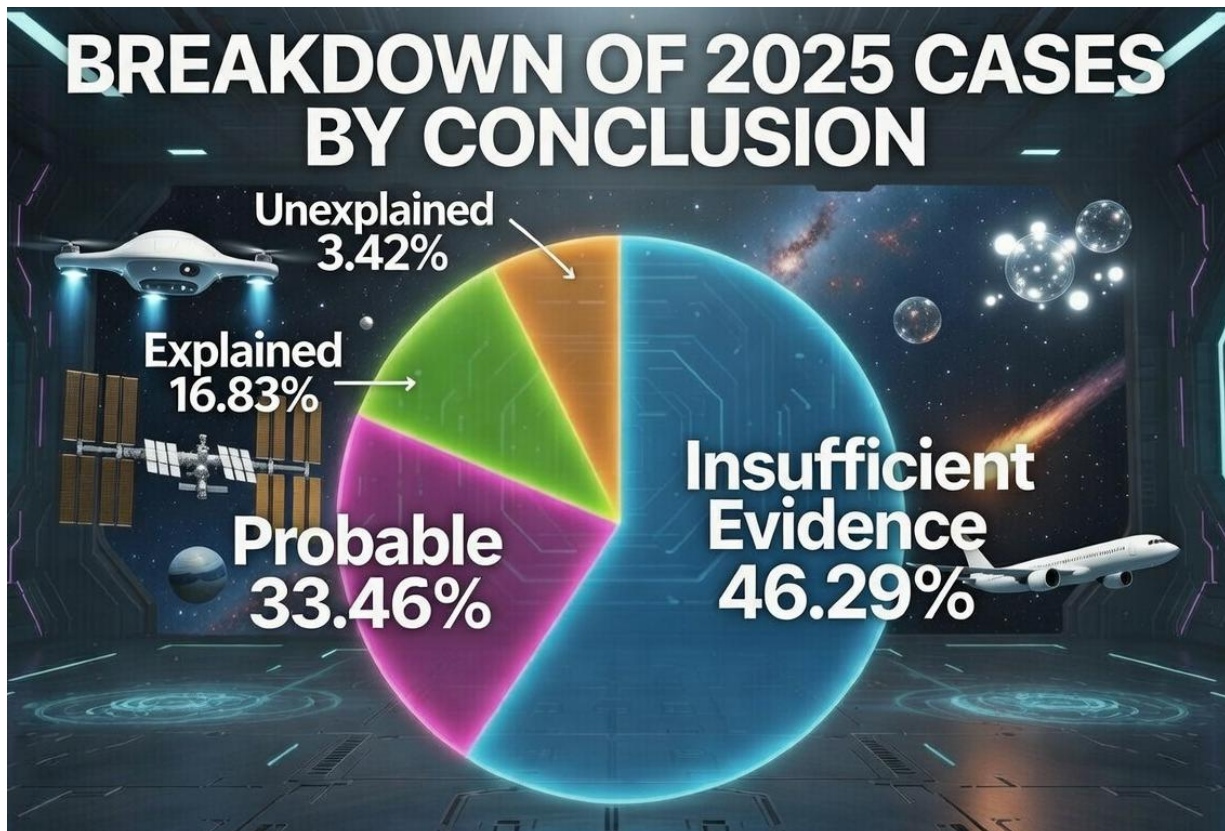
CONCLUSIONS AND EXPLANATIONS FOR UFO REPORTS

The percentage of UFO cases considered **Unexplained** in 2025 was **3.42 per cent**, down from **3.77 per cent** in 2024. This is a result of careful scrutiny of raw report information available for analyses. The percentage of **Explained** cases in 2025 was 16.83 per cent, up from 14 per cent in 2024.

In 2025, **Probable Explanation** cases represented about 34 per cent of the total and **Insufficient Information** cases were about 46 per cent. Many reports in 2025 did not have enough information to allow assessment.

The percentage of **Unexplained** cases in 2025 of 3.4 per cent is well below the long-term average of 10.22 per cent over the past 35 years.

It should be emphasized the classification of **Unknown** does not imply alien visitation. Each case may still have an explanation following further investigation. And of those that remain unexplained, they may remain unexplained, but still are not incontrovertible proof of extraterrestrial intervention or some mysterious natural phenomenon.



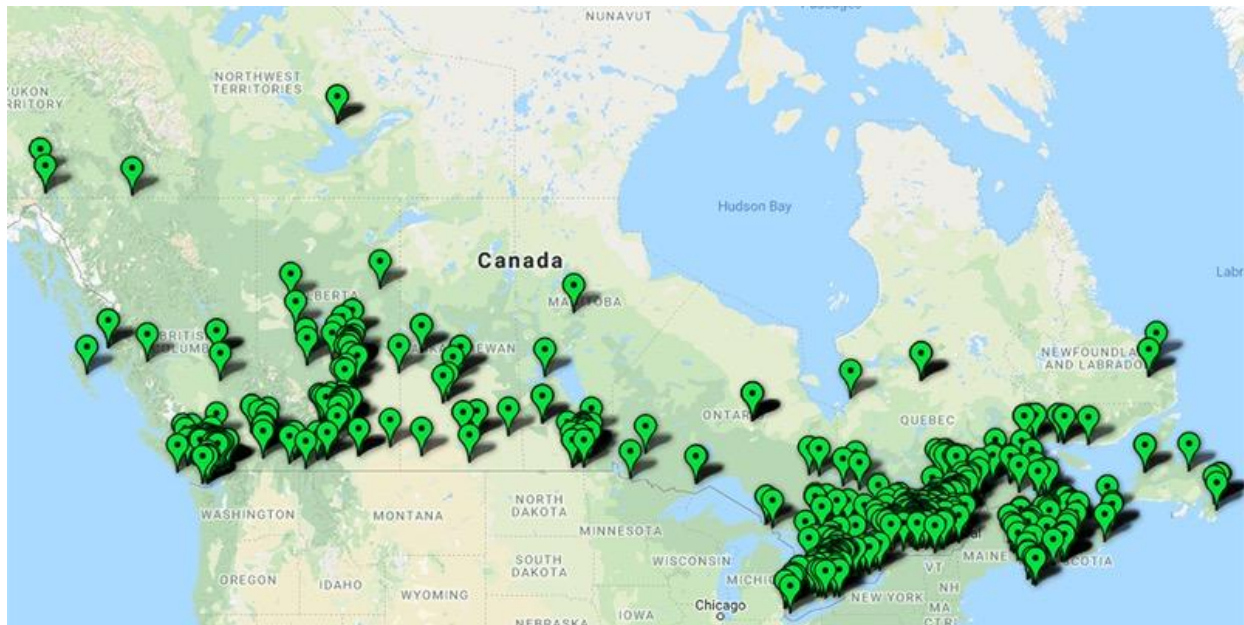
SOURCES OF UFO CASE DATA

Sources for UFO reports in 2025 included civilian Canadian UFO organizations, major USA-based groups such as NUFORC, cases reported directly to Ufology Research, and also Canadian government agencies. Sources also included Paranormal Phenomena Research & Investigation (PPRI), Groupe d'assistance et de recherche sur les phénomènes aérospatiaux non-identifiés (GARPAN), and limited data from MUFON.

One of the most significant hindrances of UFO/UAP research is the lack of a central repository or data collection agency, either civilian or governmental. There are many UFO groups and organizations that claim to be such, and encourage the public to consider them first, but the field is so fractured that coordination is almost impossible. A comprehensive collection of Canadian UFO case data has not been possible due to some organizations withholding proprietary case data from scientific study.

One recommendation from the Sky Canada Project of the Office of Canada's Science Advisor is the establishment of a dedicated federal office that would receive UAP reports from the public. It is hoped that this and other recommendations will be acted upon by the Canadian government.

A user-friendly UFO reporting app was released in 2023 by EnigmaLabs, which kindly provided Canadian UFO report data for the Canadian UFO Survey. In 2024, 205 Canadian UFO reports were filed with EnigmaLabs, up from 377 in 2025.



VARIANCE OF UFO REPORT NUMBERS FROM SELECTED SOURCES

Over the past eight years, the number of UFO reports has varied up and down considerably. This variance is due to many factors. The general increase in reports in 2020 was undoubtedly related to the onset of the COVID-19 pandemic in some way. The decrease the following year might have been related to the pandemic too, in a kind of suppression effect. Other factors probably include increased media interest in the subject and the surge in social media.

This variance of the actual UFO reports received does not support statements made by some experts that UFO sightings have “increased dramatically” or are at “an all-time high.”



	2019	2020	2021	2022	2023	2024	2025
AQU	218	182	76	132	169	166	148
NUFORC	61	253	73	219	91	102	162
UFOBC	35	52	20	10	17	7	2
TC	51	36	30	45	30	21	16
UFOROM	99	52	120	128	112	20	15
Facebook		207	119	64	113	96	151

A NOTE ABOUT “UFO” VERSUS “UAP”

In the 1950s, the term used for objects seen in the sky that could not be identified was simply “flying saucer.” But the US Air Force decided that the phrase was too loaded with an assumption of aliens that it adopted the more objective term UFO. However, over the years, even UFO has come to mean ‘aliens’ in common parlance, so there have been attempts to steer things away from an extraterrestrial assumption. In 1980, a scientist suggested shifting terminology from UFO to “Transient Optical Phenomena of the Atmosphere” (TOPA) to again move away from the concept of aliens, but his recommendation was ignored.

Currently, several terms are interchangeably used, including Unidentified Flying Object (UFO), Unidentified Aerial Object (UAO), Unidentified Aerial Phenomenon (UAP), and Unidentified Anomalous Phenomenon (also UAP).



In Canada, however, Transport Canada has a classification system for report aircraft incidents as part of its Civil Aviation Daily Occurrence Reporting System (CADORS). One of the categories for an “Occurrence Event” is: “Weather balloon, meteor, rocket, CIRVIS/UFO.” The abbreviation CIRVIS means “Communications Instructions for Reporting Vital Intelligence Sightings” and refers to a government requirement that pilots report any unusual aerial activity, including Unidentified Flying Objects. As this is an official designation, the Canadian UFO Survey (which was initiated decades before the term UAP became popularized) continues to use the term UFO.

ACKNOWLEDGEMENTS

Thanks are due to the many researchers across Canada whose dedication and passion for the subject allow studies like the annual Canadian UFO Survey. The willingness to share UFO case data is essential for the analyses and testing of hypotheses that may allow scientists to gain a better understanding of the UFO phenomenon.

Thanks are due to Leanne Sallenback, Geoff Dittman, Curt Collins, and Ralph Howard for their assistance in preparation of the annual Canadian UFO Survey.

CONTACT US



Chris Rutkowski

Ufology Research

canadianuforeport@hotmail.com

Facebook: <https://www.facebook.com/chris.rutkowski>

Instagram: [@canadianuforeport](https://www.instagram.com/canadianuforeport)

X/Twitter [@ufologyresearch](https://twitter.com/ufologyresearch)



Canadian UFO Survey: <http://canadianuforeport.com>

APPENDIX: HIGHER-QUALITY UAP/UFO REPORTS IN 2025

Top Unexplained Sightings in 2025

The following sightings were reported in 2025 and have been coded as 'unexplained' with a strangeness higher than 6 and a reliability higher than 6.

The following images are all AI representations of the sightings and are not intended to accurately depict the reports given by witnesses.


<p>January 7th Huntsville, ON 1:30am</p> <p>Description: Black rectangle – massive object the size of bus hovering over highway.</p> <p>Source: Media</p>	 An AI-generated image showing a dark, rectangular object floating in the sky above a two-lane highway at night. The road is covered in snow, and the sky is a deep twilight blue. The object is a solid black rectangle, oriented horizontally.
<p>January 20th Watson Lake, YT 8:07pm</p> <p>Description: Missing time after a "sphere with feathers" approached his car.</p> <p>Source: NUFORC</p>	 An AI-generated image of a car driving on a snowy road at night. The car's headlights illuminate the snow. In the sky above the road, there is a glowing, spherical object with a textured, feathered or crystalline surface. The surrounding landscape is a snowy forest.

January 22nd Saint Mary's, ON 2:02am

Description:

Blinding white and red lights on an object the size of an F150 overhead.

Source: NUFORC




April 12th Sudbury, ON 9:15pm

Description:

Orange diamond. 2 witnesses.
Object shone light on buildings, went higher and then became an orb.

Source: NUFORC



August 7th Anoop Lake, AB 6:15am

Description:

1 witness, cigar/cylinder-shaped object at 39,000 ft.

Source: TC



August 10th Vancouver, BC 11:46am

Description:

1 witness, irregular shape
"unrecognizable flying object of mechanical nature, without lights".

Source: TC



December 9th Hafford, SK 10:30pm

Description:

Domed, silver disc-shaped object hovering across the highway, 20 feet off the ground, no lights on it.

Source: MUFON



December 13th Medicine Hat, AB 4:15pm

Description:

Multiple red orbs hovering near military site. 3 witnesses.

Source: Enigma

