
Lower Arterial

Name: Sample, Patient A
Date of Birth: 11/24/1958

Age: 56

Patient ID: 123456
Gender: Female

Ref By: Smith, James MD
Examined By: Brown, Amy RVT, RDMS
Read By: Jones, William MD

Date: 06/16/2015 2:09 PM
Accession #: XO-A062220-03
Room: OP

History

Smoke: Never
Diabetic: Yes
Gangrene: None
Prev Angioplasty: No

Hypertension: Yes
Claudication: None
Vascular Ulcers: None
Prev Vasc Surg: No

Hyperlipidemia: Yes
Rest Pain: None
Skin Color Chg: None

Additional history notes or patient comments may be entered here. History questions as well as the answers are custom configured by the user.

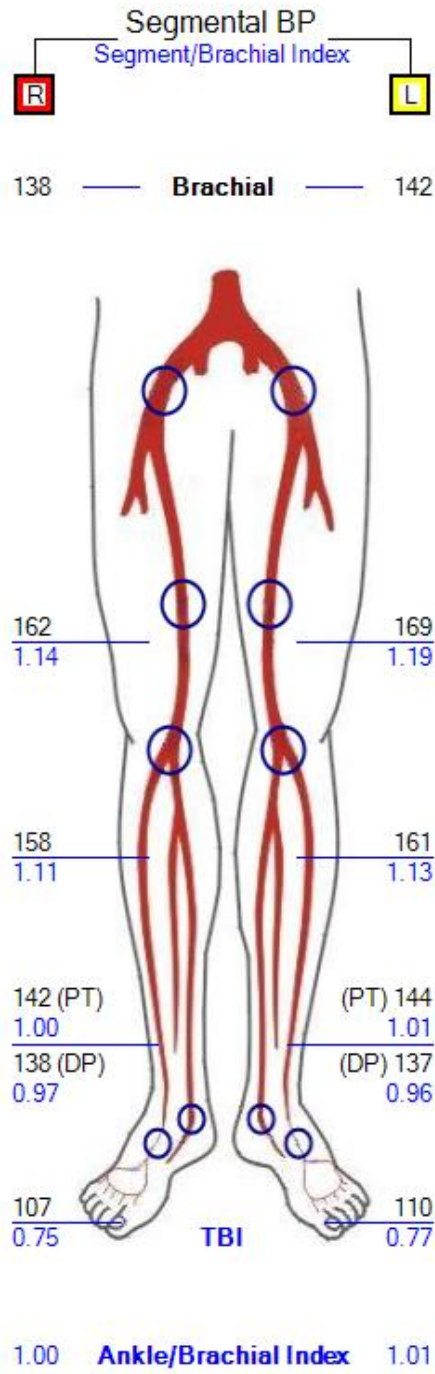
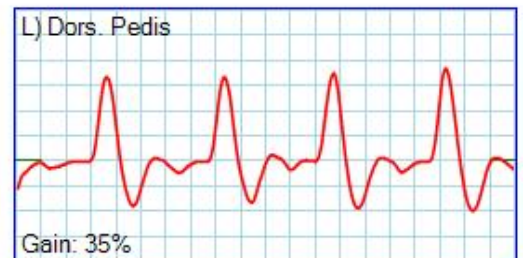
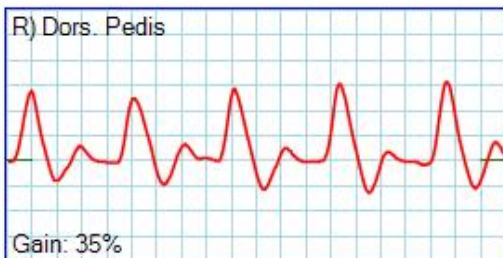
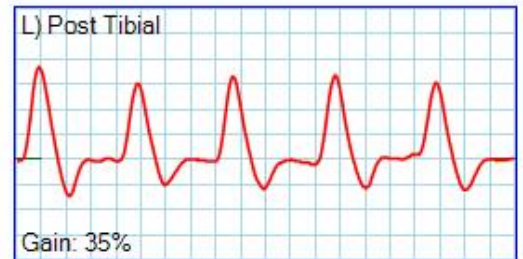
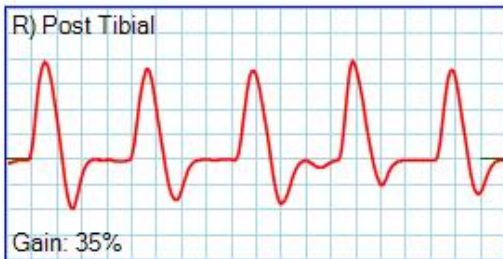
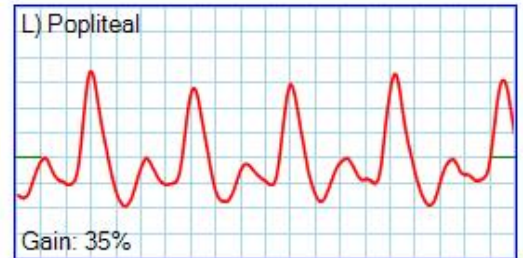
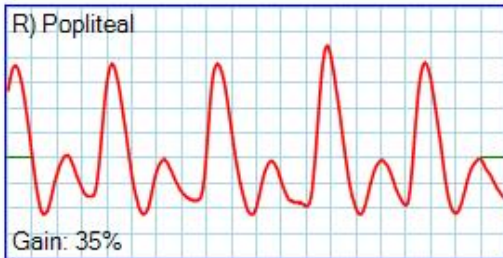
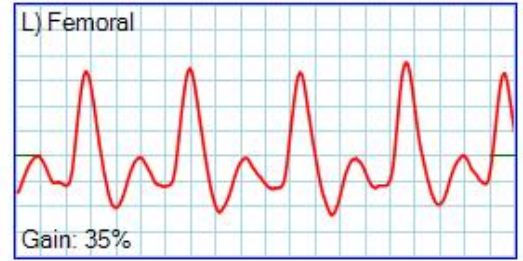
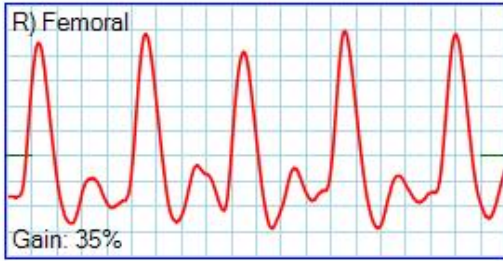
Segmental BP

	Right			Left
Brachial:	138	Index		142
Thigh:	162	1.14		169
Calf:	158	1.11		161
Ankle (PT):	142	1.00		144
Ankle (DP):	138	0.97		137
Digit:	107	0.75		110

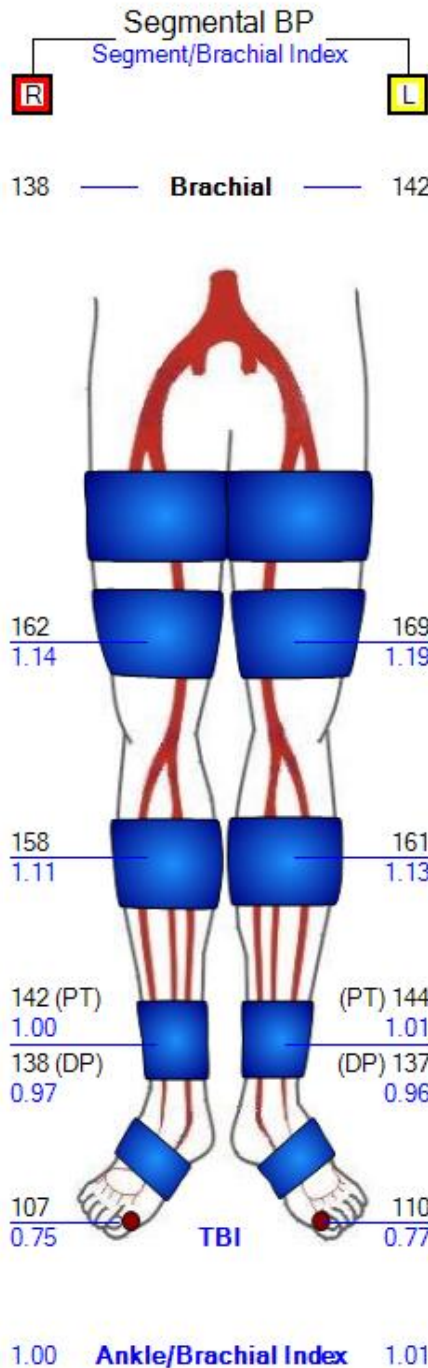
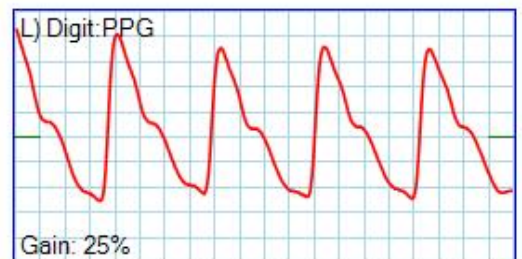
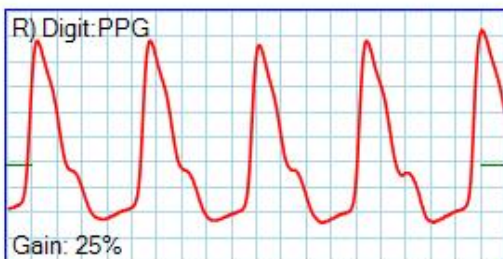
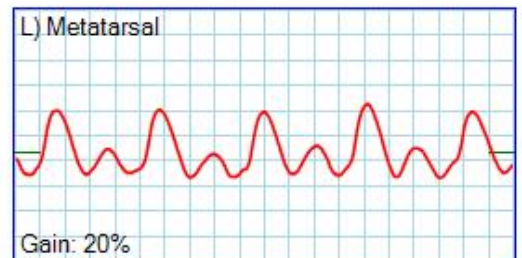
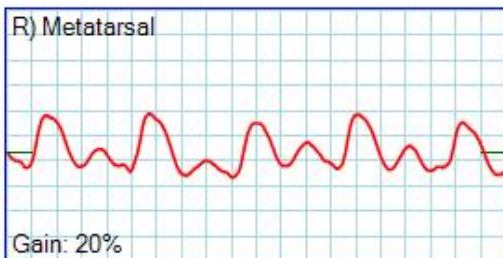
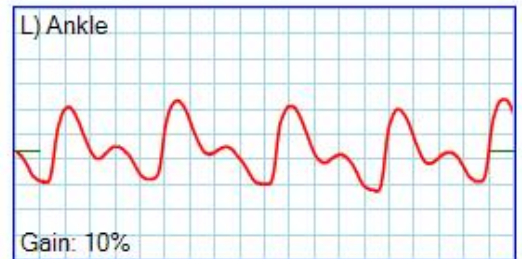
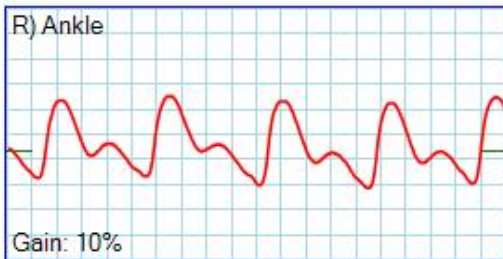
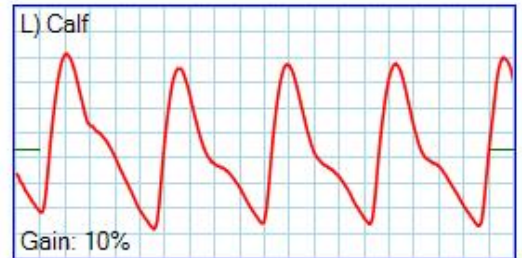
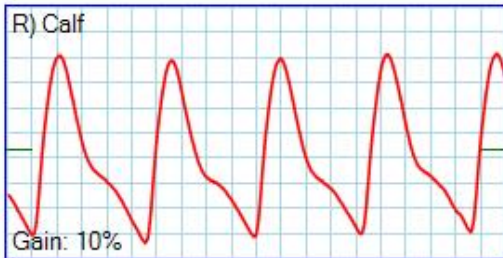
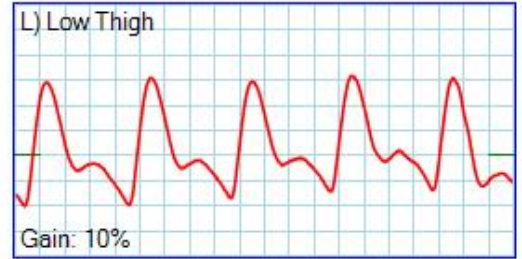
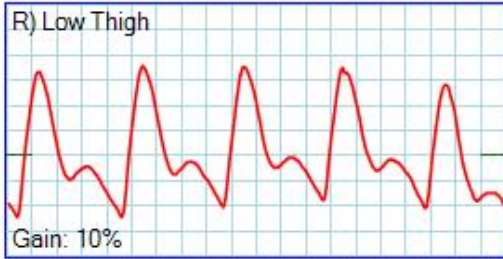
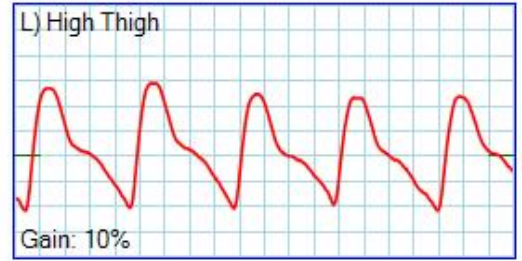
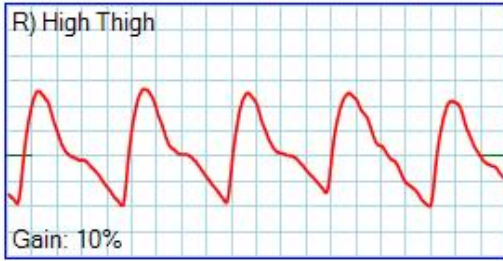
Pulses

	Right		Left
Femoral:	4+		4+
Popliteal:	4+		4+
Dors. Pedis:	3+		3+
Post. Tibial:	3+		3+

Doppler



Pulse Volume Recordings



Exercise Pressures

	Rest	1	2	3	4	5	6
R Ankle (PT):	142	95	105	115	121	130	142
L Ankle (PT):	144	145	145	143	144	144	144
L Brachial:	142	158	154	150	147	145	142
R ABI:	1.00	0.60	0.68	0.77	0.82	0.90	1.00
L ABI:	1.01	0.92	0.94	0.95	0.98	0.99	1.01

Exercise Pressures

