



October 8, 2021

Directors,

I hope your school year is going well! The 2021 UIL 6A Area E Marching Contest is quickly approaching and we want to ensure you receive all the necessary materials so you can begin planning for this important event. A final schedule will be available on the UIL Region 13 website (<https://uilregion13.com/>) following the last region marching contest on Tuesday, October 19th. Please review this information packet and share it with your directors, volunteers, and drivers.

The 2021 UIL 6A Area E Marching Contest will be held on **Saturday, October 30th** at **Challenger Columbia Stadium** (1955 W Nasa Blvd, Webster, TX 77598). Should extreme weather conditions prevent Prelims from being completed on October 30th, the entire event will be rescheduled for Tuesday, November 2nd at Challenger Columbia Stadium.

In order to ensure a positive contest experience for all participating groups, your cooperation and respect for all rules, guidelines, contest staff, and contest volunteers is appreciated.

Included in this packet are the following items:

- General information
- Sample schedule of warm-up and performance times **this will be updated once all Region contests have concluded*
- Maps displaying parking, warm-up areas, and stadium/field flow

If you have any questions that are not answered in this packet, please feel free to email or call. The band staff at Clear Brook High School wishes you the best in your contest preparation!

Sincerely,

Brad Hughes
Director of Bands

Dusty Norris
Associate Director

Robert Beavers
Associate Director

Fernando Rodriguez
Color Guard Director

General Information

Arrival and Check-In

Please plan to arrive at least 90 minutes prior to your performance time. Restrooms will be available inside the home and visitor side of the stadium for your students to use when you arrive. The visitor stands will not be open to participating students and bands until after 3:00pm.

A check-in table will be on the outside of the stadium (home side), near the truck parking lot. One director from your program should check-in at this table once you arrive. In addition to contest materials, you will be given a total of 5 director passes and 10 passes for chaperones and parent volunteers. Any additional volunteers will need to purchase an admission ticket (\$5.00 each, plus service charge - more information below). Volunteers helping the band get on/off the field will not need a wristband; however, they will need to purchase an admission ticket if they want access to the stadium before or after your performance.

Band Parking

Trucks will enter the stadium grounds at the southernmost entrance on Nasa Blvd (near the district warehouse). **Please ask your drivers to refrain from backing up in the truck lot, if possible.** Buses will enter at the northernmost entrance on Nasa Blvd (the spectator entrance), drive around to the visitor side parking lot, and park behind the visitor stands. No pit or band warmup is allowed at your bus or equipment truck parking lot. Please be courteous and mindful with where you unload, stack, and store equipment in the parking lot - this is a shared space!

In case of an emergency, or if buses or trucks need to be moved, all drivers should remain on site for the duration of your time at the contest. There is no provided bus driver hospitality area or refreshments for this contest - directors should coordinate bus driver hospitality needs with their booster club.

Every band must complete the Bus and Truck survey that was sent out via email. If you have not completed it yet, the link is available [here](#).

Spectator and Student Parking

Spectators parking for this event is free. Spectators will enter the stadium grounds at the northernmost entrance on Nasa Blvd. Please make sure your parents and spectators allow time to park, walk into the stadium, and find a seat prior to your performance time.

Performing students who are driving to/from the stadium will also park in these lots.

Please make note of the specific area and route on the map, next to the stadium, that will be utilized for student drop-off and pick-up. All students and parents must refrain from making extra noise in this area (honking horns, revving engines, etc.).

Admission

Tickets for admission are \$5.00 per person for all-day access (plus a small online service charge).

Tickets will be available to purchase through Perform America's website closer to the contest date. Each director will receive a link for purchasing that they can send out to their families.

First Aid

First aid and emergency personnel will be available near the field house in the south end zone area.

Warmup

Please instruct your students to refrain from playing until your specific warmup time begins. The schedule of performance times indicates your warmup Area: A or B. See the attached map for reference. Please note: there is no indoor warmup location at Challenger Stadium - warmup for all groups will be outside.

Please begin moving towards your warmup zone 5-10 minutes prior to your scheduled warmup start time. If you need assistance in the parking lot and warmup lot, volunteers will be on hand to help you. You may only warmup in your specific area. **PLEASE FACE ALL SECTIONS AWAY FROM THE STADIUM DURING WARMUP!** The use of metronomes and PA systems is allowed, but all systems should be wired and set to a reasonable volume. You may not use wireless transmitters during warmup.

All bands must leave the warm-up area by the designated time. A monitor will be on hand to inform you of your remaining warmup time (10 minutes, 5 minutes, 1 minute, etc.). Your band will have 15 minutes to transition to the stadium.

Pit Warmup

Pit, or front ensemble, warmup will be located in the same parking lot as the other warmup zones. The use of amplification, wireless equipment, cymbals, impact drums, and other loud percussive instruments is prohibited. Please use soft mallets ONLY during warmup. It is your responsibility to make sure your pit equipment is at the entrance gate prior to your band's entrance time. **Percussion directors: your battery percussion must warmup near the band warmup area (near the grass), not with the pit!** If you would like to warmup your pit with your battery, you need to do so in the band warmup area.

Performance

All marching performers and props will enter the field through the east gate near the south end zone. You must stay at the gate (not stepping onto the track) until the previous band has begun their field exit. A contest official will be there to help you. Once your band has been announced to enter the field, your setup time will begin. Pit instruments and podiums will enter the field through the west gate near the south end zone.

If you have a special setup, or need special accommodations, please discuss these with the contest official at the gate prior to your report time. You are responsible for moving your props from the prop staging area, to the gate, and on/off the field.

Electrical Power

Using a generator for electrical power is strongly encouraged. If you do not use a generator, electrical outlets will be located along the frontside area at the base of the home stands. One (1) extension cord will be provided at the 50 yard line outlet, but you need to provide your own extension cords for any other outlets you need to use. You should bring ALL necessary electrical components to connect your equipment to this extension cord.

PSA: The setup and use of power, sound equipment, and other electronics, etc. is at your own risk! All UIL rules regarding setup, timing, use of electronic components, and penalties will be enforced by the Area Executive Secretary.

Entering/Exiting the Field

Per the UIL performance regulations, bands will have five (5) minutes to set up on the field, up to eight (8) minutes to perform, and two (2) minutes to exit the field. Please reference the Interval Timing sheet in this packet for more details. During field exit, the use of either verbal or instrumental cadence is optional, but must cease at the end of the two-minute period.

Please refer to the C&CR Section 1105 and 1106 (Region and Area Marching Band Contest) for all rules, regulations, and guidelines. It is the band director's responsibility to know all rules, regulations, and guidelines for this contest.

Electrical/Motorized Equipment

Motorized equipment is not allowed on the turf surface. Please reference the Turf Care sheet in this packet for more details.

Wireless Frequencies

Please reference the attached flyer that details the wireless frequencies Challenger Columbia Stadium will be using. **You are responsible for ensuring any wireless equipment you use is set to the proper channels.**

Emergency Repair

An emergency instrument repair station, sponsored by Music & Arts, will be situated in the concourse area - this is still TBD.

Entry Form/Script

A completed/signed Entry Form and announcer script must be on file with the Area Executive Secretary (Bill Duggan) prior to the time of your band's performance. You are strongly encouraged to scan and email these files (bill.duggan@uilregion13.com). A signed Form 1 form is not required.

Video

UIL and CCISD will not be providing a videographer for this contest. You and your district are responsible for securing an appropriate third party contractor, adhering to the *Marching Band Educational Use Video Agreement*, and following all UIL rules and regulations. If you need a place within the stadium to record video, your district supervisor must provide a letter to Greg Goodman (CCISD VPA Director) that details that either you or your district will accept all financial responsibility for UIL compliance. Please direct any questions about this to Mr. Goodman at: ggoodman@ccisd.net.

Video recording from an official videographer or band representative will ONLY be allowed at the top of the stands (below the pressbox area). No videography will be allowed from the 2nd level of the press box - this is the judge's area.

Judge's Tapes

Judge's tapes will be distributed to you on a USB flash drive as part of your post-performance packet following Prelims and Finals results.

Post-Performance

If you choose to stay and watch other performances, or wait for Prelims or Finals results, your band can do so on the home side of the stadium if there is space - the visitor side stands will open after 3:00pm for groups to watch.

As students move about the contest site, they should either be in uniform or in an identifiable band t-shirt *and* be escorted and monitored by directors or chaperones at all times. All chaperones in the stands should have wristbands or have purchased an admission ticket. Students should only move in/out of the stands between performances; in addition, they are expected to stay quiet and seated during each band's performance.

Prelims/Finals Draw

The tentative **Prelims** and **Finals** performance draw order is available [here](#).

Retreat

Retreat for Prelims will be Drum Majors only. Please indicate on the bus/truck survey if you will have Drum Majors at Retreat. Drum Majors should report to the west gate on the south end of the stadium (near the field house) in full uniform 10 minutes prior to the last performing band of Prelims. A volunteer or contest official will be on hand to help the Drum Majors line up.

Contest Office

Pressbox and contest office access is available for Head Directors only, or their representative, on the 1st level of the press box. The contest office will be located on the 2nd level of the press box. An elevator is available from inside the stadium on the home side.

Program

There will be no printed programs for the Area Marching Contest - all band program and show information will be posted online and made available to spectators via a link/QR-code on their smartphone. If you have not done so already, please complete the program information form [here](#).

Vendor

PepWear will be at the contest selling souvenirs, shirts, and other band-related merchandise. PepWear will not be open after Finals is complete, so encourage parents/students to plan accordingly.

Concessions/Food

We will have the concession stand on the home side open during the contest. The visitor side concessions will not be open. A concessions menu with pricing will be emailed out prior to the contest. Please let us know ASAP if your band will be staying to eat concessions for lunch.

Please inform your boosters volunteers that there is no cooking allowed (electric, gas, grill, etc.) on site at Challenger Columbia Stadium; however, you are allowed to bring pre-cooked or catered food onto the premises. All food brought to the stadium must stay in the bus parking lot area - do not bring food into the stadium. Tents for food must be set up on the perimeter of the bus parking lot. Please plan on bringing large trash bags to bag up your group's trash...there will only be a limited number of trash cans available in the parking lots. Drivers delivering food must drop-off food at the bus parking lot entrance and meet you, or your band representative, at the barrier.

Remind

We will utilize Remind as a method of mass communication for this event, please have your staff and any necessary parent volunteers sign up using the information below:

Text: @2021areae to 81010

Or visit: <https://www.remind.com/join/2021areae>

Emergency Phone Numbers:

Bill Duggan (Exec. Sec. Region 13/Area E):	(281) 638-3213	bill.duggan@uilregion13.com
David Lambert (Exec. Sec. Region 17):	(713) 703-1324	dlambert55@comcast.net
Greg Goodman (Director of VPA CCISD):	(281) 607-6052	ggoodman@ccisd.net
Brad Hughes (Head Director CBHS):	(281) 682-0441	bhughes@ccisd.net

AREA E MARCHING CONTEST - SATURDAY, OCTOBER 30, 2021

Challenger Columbia Stadium - Webster

Judges: Scott Deppe, Branden Hill, Kevin Knight, Charlotte Royal, Steve Wessels

	School	Director	Warm-up Area	Enter Warm-Up	Leave Warm-Up	On Field Prep Time	Performance
1			A	8:10	8:40	8:55	9:00
2			B	8:25	8:55	9:10	9:15
3			A	8:40	9:10	9:25	9:30
4			B	8:55	9:25	9:40	9:45
5			A	9:10	9:40	9:55	10:00
Break							10:15
6			B	9:40	10:10	10:25	10:30
7			A	9:55	10:25	10:40	10:45
8			B	10:10	10:40	10:55	11:00
9			A	10:25	10:55	11:10	11:15
10			B	10:40	11:10	11:25	11:30
Break							11:45
11			A	11:40	12:10	12:25	12:30
12			B	11:55	12:25	12:40	12:45
13			A	12:10	12:40	12:55	1:00
14			B	12:25	12:55	1:10	1:15
15			A	12:40	1:10	1:25	1:30
16			B	12:55	1:25	1:40	1:45
Break							2:00
17			A	1:25	1:55	2:10	2:15
18			B	1:40	2:10	2:25	2:30
19			A	1:55	2:25	2:40	2:45
20			B	2:10	2:40	2:55	3:00
21			A	2:25	2:55	3:10	3:15
Break							3:30
22			B	2:55	3:25	3:40	3:45
23			A	3:10	3:40	3:55	4:00
24			B	3:25	3:55	4:10	4:15
25			A	3:40	4:10	4:25	4:30
26			B	3:55	4:25	4:40	4:45
	Tabulation						5:00
	Verification						5:15
	Drum Major Retreat						5:30
	Finals Announcement						6:00

FINALS

1			A	6:40	7:10	7:25	7:30
2			B	6:55	7:25	7:40	7:45
3			A	7:10	7:40	7:55	8:00
4			B	7:25	7:55	8:10	8:15
5			A	7:40	8:10	8:25	8:30
Break							8:45
6			B	8:10	8:40	8:55	9:00
7			A	8:25	8:55	9:10	9:15
8			B	8:40	9:10	9:25	9:30
9			A	8:55	9:25	9:40	9:45
10			B	9:10	9:40	9:55	10:00
	Tabulation						10:15
	Verification						10:30
	Drum Major Retreat						10:45
	Results Announcement						11:00

6A Prelims

1 Dawson <i>Shadow Creek</i>	9 Rayburn <i>Clear Lake</i>
2 Clear Creek <i>Clear Lake</i>	10 Pearland <i>Clear Lake</i>
3 Pasadena Memorial <i>Cherry View</i>	11 Clear Springs <i>Clear Lake</i>
4 Blank #2 <i>Clear Lake</i>	12 Clear Brook <i>Clear Lake</i>
5 Clear Lake <i>Elkins</i>	13 Austin <i>Clear Lake</i>
6 Dickinson <i>Clear Lake</i>	14 Alvin <i>Clear Lake</i>
7 Pasadena <i>Clear Lake</i>	15 Shadow Creek <i>Clear Lake</i>
8 Bush <i>Clear Lake</i>	16 Ridge Point <i>Clear Lake</i>

6A Prelims






17 Dulles	25 Elkins
18 Clear Falls	26 Blank #1
19 George Ranch	27 Dobie
20 Deer Park	28 Travis
21 Clements	29
22 Channelview	30
23 South Houston	31
24 Brazoswood	32

6A FINALS

1 Dawson	9 Deer Park
2 George Ranch	10 Clear Creek
3 Pasadena	11 Clear Springs
4 Clements	12 Blank #2
5 Travis	13 Clear Falls
6 Clear Brook	14 Alvin
7 Elkins	15 Rayburn
8 South Houston	16 Pasadena Memorial

6A FINALS

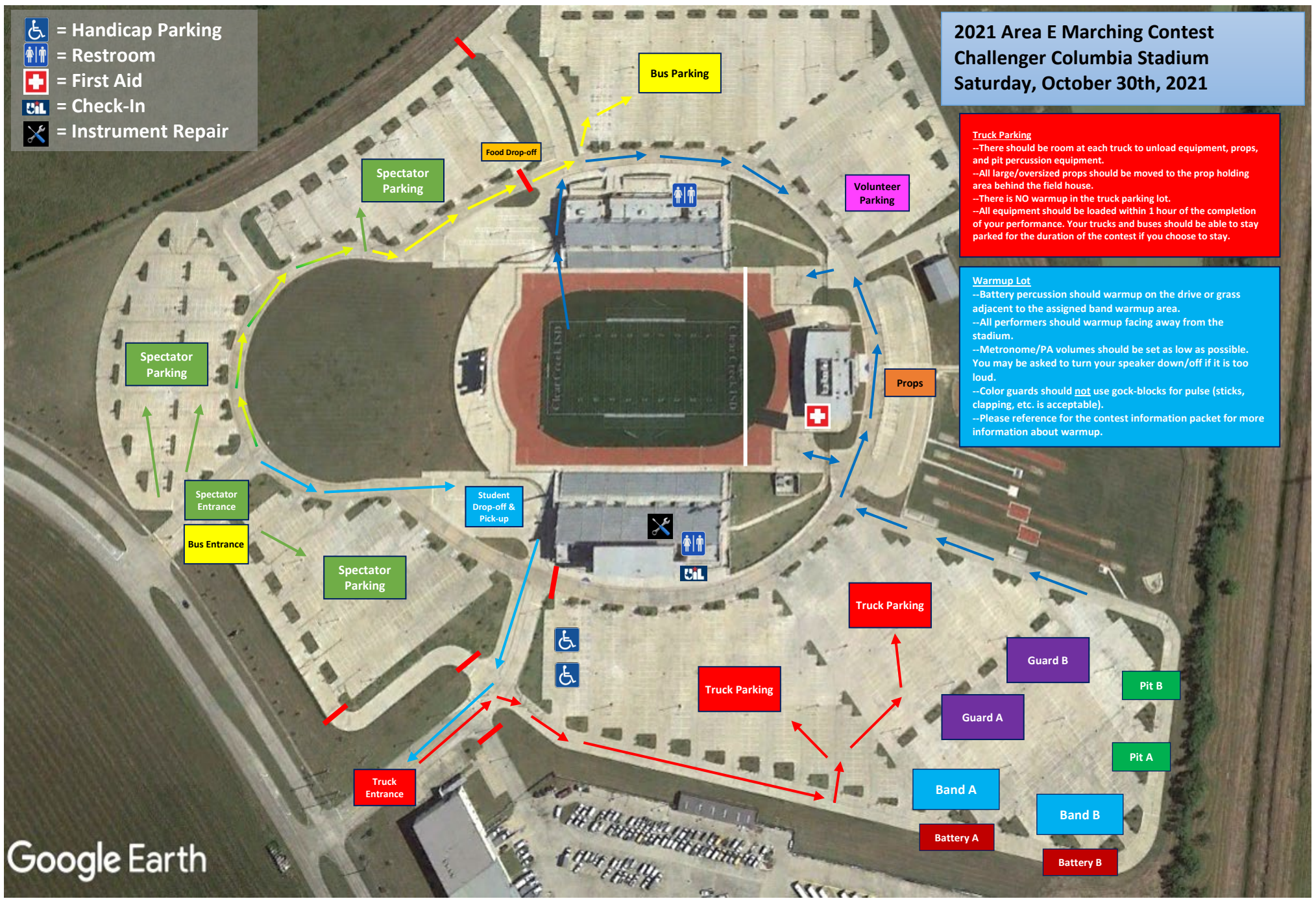
17 Dickinson	25 Blank #1
18 Brazoswood	26 Dobie
19 Clear Lake	27 Shadow Creek
20 Channelview	28 Bush
21 Ridge Point	29
22 Dulles	30
23 Pearland	31
24 Austin	32

-  = Handicap Parking
-  = Restroom
-  = First Aid
-  = Check-In
-  = Instrument Repair

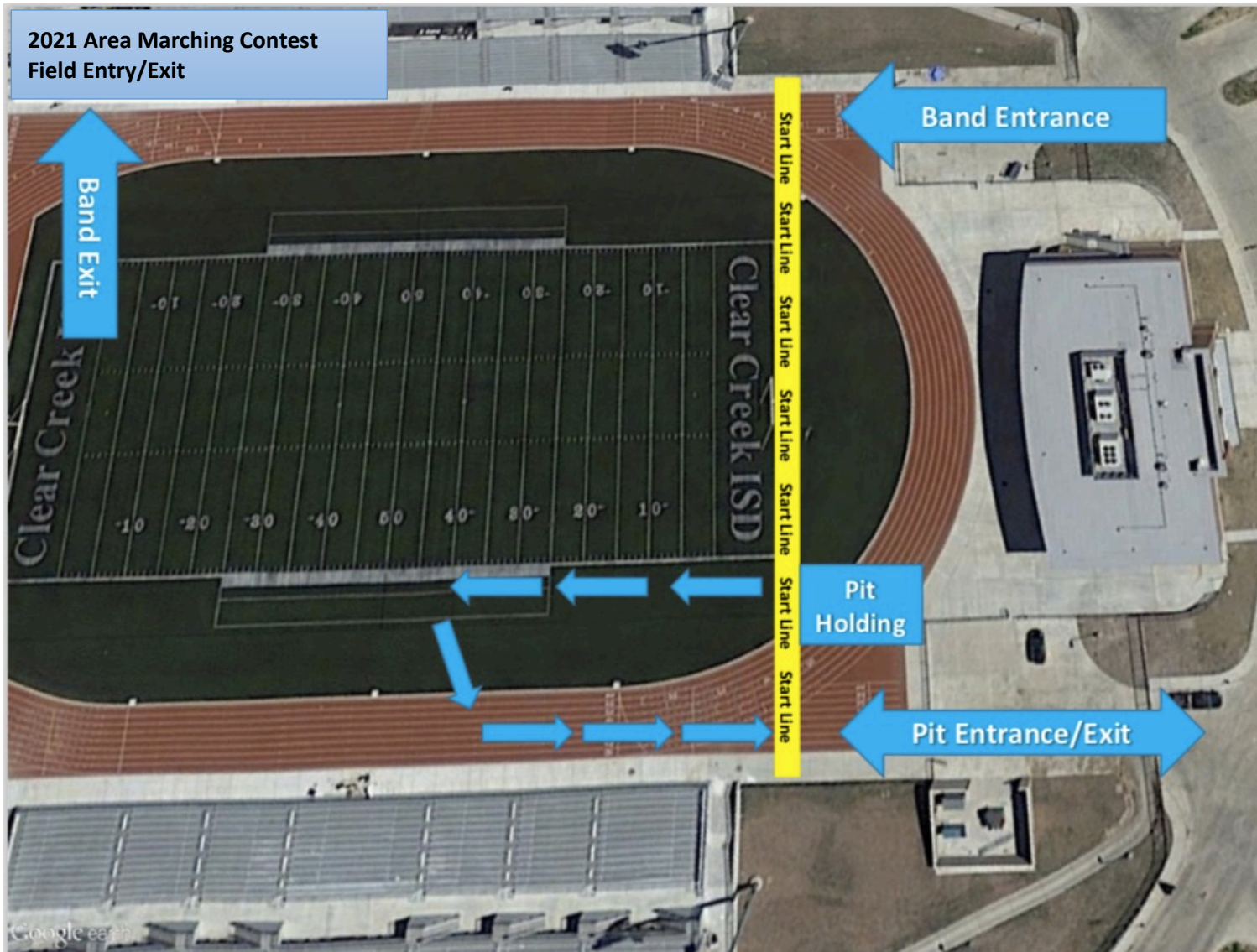
2021 Area E Marching Contest Challenger Columbia Stadium Saturday, October 30th, 2021

Truck Parking
 --There should be room at each truck to unload equipment, props, and pit percussion equipment.
 --All large/oversized props should be moved to the prop holding area behind the field house.
 --There is NO warmup in the truck parking lot.
 --All equipment should be loaded within 1 hour of the completion of your performance. Your trucks and buses should be able to stay parked for the duration of the contest if you choose to stay.

Warmup Lot
 --Battery percussion should warmup on the drive or grass adjacent to the assigned band warmup area.
 --All performers should warmup facing away from the stadium.
 --Metronome/PA volumes should be set as low as possible. You may be asked to turn your speaker down/off if it is too loud.
 --Color guards should not use gock-blocks for pulse (sticks, clapping, etc. is acceptable).
 --Please reference for the contest information packet for more information about warmup.



2021 Area Marching Contest
Field Entry/Exit



FIELD ENTRY/EXIT

- Bands should stay to the right on the access road and give way to the band on its way to the start line.
- Props wider than 7 feet will need to exit with the pit.
- Props 7 feet or less wide will need to exit with the band.

PIT ENTRY/EXIT

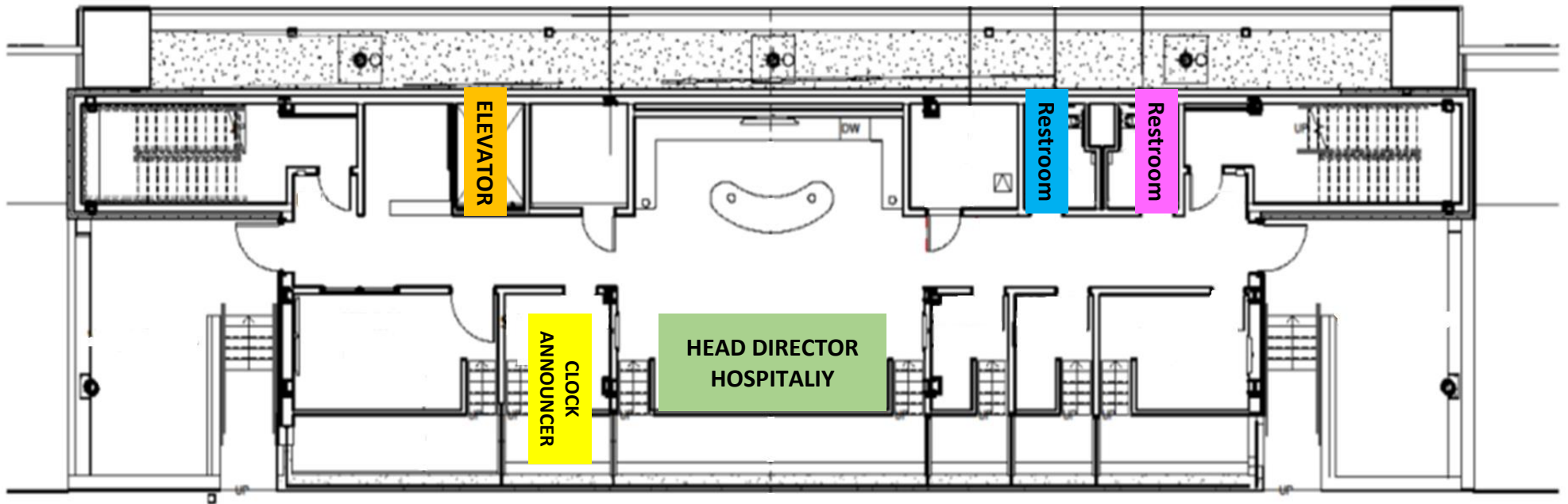
- Pit units entering the field should enter on the turf.
- Pit units exiting the field should exit on the track to facilitate a faster exit during the 2 minute clearance time.

POWER SUPPLY

There is an outlet at the 50 yard line against the stands. We will provide a heavy duty extension cord that is rated to carry power over an extended range. You may use a generator or your own extension cord.

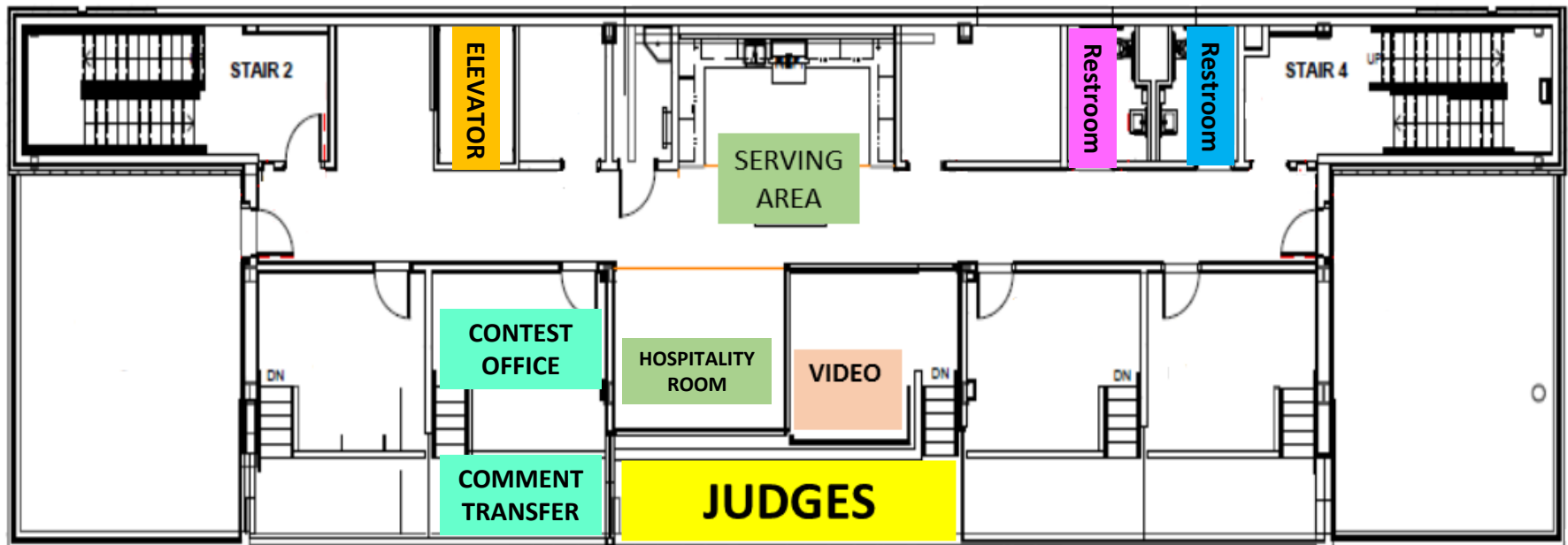


Press Box Level 1





Press Box Level 2



Timing for UIL Area E Marching
Contest Saturday, October 30, 2021

Your band has a total of 15 minutes to move on the field, perform, and move off the field. Timing within the 15 minute interval will be broken down as follows:

- 5-minute clock: field entrance + setup/warmup/pre-show
- 8-minute clock: evaluated performance
- 2-minute clock: field exit

The 8-minute clock will begin *after* the 5-minute clock expires. Warm-up, or pre-show, is permitted during the 5-minute setup time; however, judges will be instructed to not begin their evaluation until the 8-minute clock shows 7:59.

The 5-minute setup time will not vary - all bands will be clocked for 5 minutes of setup. In other words, you cannot motion to the Press Box that your band is ready to go and have the clock reset and started before the five minute setup time expires. If you do not wish to utilize the entire 5-minute set-up time you may hold your band at the field entrance to coordinate your ready time with the beginning of the announcement.

With 20 seconds remaining on the 5-minute clock, the announcer will read the final statement, which begins with, "Drum Majors..." The field clock will then stop and be reset to 8:00 minutes. The remaining 20 seconds of the official time will be kept on a stopwatch in the press box.

Your band will have 2 minutes to exit and clear the field.

TURF/TRACK SURFACE CARE

Any field props or equipment moved in and out of Challenger Columbia Stadium or Veterans Stadium shall be able to distribute its weight so that at no point is the turf/track surface subjected to use that may cause a tear in the turf/track surface. The following list consists of potential weight distributing mechanisms that may be applied to mitigate excessive wear and possible tearing of the turf/track surface.

Pneumatic Tires

Do not subject the turf/track surface to loads greater than 35 pounds per square inch (i.e. pneumatic tires shall be inflated to a maximum of 35 psi). By the same token, pneumatic tires shall not be deflated to the point that they drag across the turf/track surface potentially causing a tear either.

Flat Free Tires

“Flat Free Tires” typically refers to solid rubber or plastic tires. These tires are rated for maximum capacities typically ranging anywhere from 50-300 pounds depending on its size - do not overload these type of tires. Overloading these tires will cause rutting and “catching” of the turf/track surface. This usually occurs on A/V carts that are overloaded with speakers, etc.

Common Problems & Items That Are Not Allowed

- Wheels or casters that are not operable, or otherwise stuck in a sideways position.
- Wheels or casters that are not designed, by size, to travel on turf/track surface and tend to, “sink into” the turf/track surface.
- Wheels or casters with braking levers that are under stress from being overweight that will stick into the turf/track surface and create a risk for tears.
- The use of props or stands with sharp points in the contact place within the turf/track surface that risks puncturing the field. Groups should protect the turf/track surface with appropriate rubber tips
- Dragging of equipment or props across the field.
- Generators that are leaking fluids.
- Gum – please make sure performers and helpers are not chewing gum.
- Turning tires while stationary could grab the rubber surface of the track and cause damage. This is typically seen on carts with a wagon-like handle, such as timpani carts.

Challenger Columbia Stadium

Wireless Microphone Frequencies

Please do NOT use the following frequencies for your wireless audio gear:

470.250Mhz – Shure Systems – Group: 17, Channel: 01

481.825Mhz – Shure Systems – Group: 05, Channel: 12

478.675Mhz – Shure Systems – Group: 07, Channel: 07