

Marching Contest – Freedom Field (Alvin ISD)

General Information

-Contest/Facilities map is attached

-Field map is attached

-Upper level Director Viewing Area and Filming attached

Directions to Freedom Field (10855 Iowa Colony Blvd, Rosharon, TX 77583)

Traveling north on 288

- Best bet is to exit off of 288 onto County Road 64(Davenport).
 - o Turn right off of 288 and go straight past Iowa Colony High School down Davenport(CR 64)
 - o Bus and Truck entrances will be on your left once you cross over Iowa Colony Blvd.

Traveling south on 288

- 2 options:
 - o 1. (Through neighborhood, more turns, shorter)
 - Exit Meridiana Pkwy (CR 58) and turn left over the overpass
 - Drive down to Iowa Colony Blvd and turn right(top sign)
 - Drive down to the corner of Freedom Field and turn left onto Davenport.(stop sign)
 - Bus and Truck entry on your left
 - o 2. (Stay on Hwy. longer, fewer turns, not through neighborhood)
 - Go down past Meridiana Pkwy (CR 58) for a mile and a half
 - Once past CR 64, look for U-Turn on the left. Take it and head back north on 288
 - Exit(right) off of 288 to Davenport Pkwy (CR 64) and turn right toward Iowa Colony HS
 - Bus and Truck entrances will be on your left once you cross over Iowa Colony Blvd

Traveling west on Hwy 6

- 2 options
 - o 1. (Less traffic, driving lanes narrower, fewer turns)
 - Turn left onto Meridiana Pkwy at the corner of Manvel HS (traffic light)
 - Follow Meridiana Pkwy all the way to Iowa Colony Blvd and turn left in front of Meridiana Elementary School (stop sign)
 - Drive down to the corner of Freedom Field and turn left onto Davenport(stop sign)
 - Bus and Truck entry on your left
 - o 2. (More traffic, plenty of room, more turns)
 - Take Hwy 6 all the way to 288
 - Take a left under the underpass to get on 288 south
 - Follow "*traveling south on 288 options*" above

Traveling east on Hwy 6

- Take Hwy 6 all the way to 288 – turn right to get on 288 south
 - o Follow "*traveling south on 288 options*" above

Arrival

FREEDOM FIELD HAS A CLEAR BAG POLICY. PLEASE INFORM YOUR PARENTS AND POTENTIAL SPECTATORS!

A check-in tent/table will be on the outside of the stadium (home side), near the bus/truck parking lot. One director from your program should check-in at this table once you arrive. In addition to contest materials, you will be given a total of 5 director passes (for access to the press box) and 10 passes for chaperones and parent volunteers. Any additional volunteers will need to purchase an admission ticket (\$7.00 each). Volunteers helping the band get on/off the field will not need to purchase a ticket, however they will need to purchase an admission ticket if they want access to the stadium before or after your performance. See link below to purchase tickets.

- Please plan to arrive at least 90 minutes prior to your performance time. Restrooms will be available on the visitor side of the stadium for students/directors.
- Please begin moving toward your warm-up zone at least 5 minutes prior to your warm-up start time.
- Contest staff will be accessible if you need assistance.

Parking (bus) – Entry #3 on map

- Buses will enter off of Davenport Pkwy (CR 64). (Flag-Marked)
- Contest staff will guide your buses to their appropriate parking area at the Southeast corner of the stadium grounds.
- Entry and Exit points are not the same. Follow guidance from contest staff to exit.
- All parking is set up to be “forward-facing”. No backing up should be necessary.

Parking (truck) – Entry #4 on map

- Trucks will enter off of Davenport Pkwy (CR 64) at the far end of the facility. (Flag-Marked)
- Contest staff will guide your trucks to their appropriate parking area at the Northeast corner of the stadium grounds.
- Entry and Exit in lot are the same point.
- Contest staff will guide your trucks upon exit.
- All parking is set up to be “forward-facing”. No backing up should be necessary.
- **DO NOT SET UP TENTS, CANOPIES, OR CONGREGATION AREAS IN THE TRUCK PARKING LOT.**

Parking (spectators) – Entry #2 on map

- Spectator entry will be the main entrance (#2 on map) off of Iowa Colony Blvd.
- Spectator lots will be to the immediate right and left of that entrance.
- Spectators will enter through the Home Side main gates.
- Admission is free, however, we will have Contest Staff available to welcome you and answer any questions.

Admission

- Admission to the contest is \$7.00 per person. The admission ticket is good for both Pre-Lims and Finals. Please encourage your parents and other attendees to purchase their tickets before arriving, from the following link, to avoid a large crowd at the entrance.

LINK: <https://tri.ps/kuox3>



First Aid

- First Aid personnel will be available in front of the Field House.

Monitors/Escorts

- We will have official monitors to direct and accompany you and your students when you leave your warm-up area.
- Each band will be escorted to the performer gate by a member of the Contest Staff, following a designated path.
- Escorts will be easily identified, and will help you navigate the parking lots and stadium grounds.

Warm-up – Band/Battery/Guard

- *See attached stadium contest map for Warm-up locations.*
- Please have your students refrain from playing their instruments until your warm-up time officially begins.
- Warm-up may only occur in your specific Warm-up zone. However, if you'd like your pit/battery to warm-up with your band, please do so in the **band** warm-up zone.
- Please face all sections AWAY from the stadium during warm-up
- Please be aware of the volume of your metronomes and/or P.A. systems (use a "gock block" or drum sticks if you can)
- Please do not use wireless transmitters during warm-up.
- Please face battery AWAY from stadium during warm-up.
- Bands MUST LEAVE the warm-up area by the scheduled time.
- Again, contest staff will be on hand to offer you assistance with time remaining in your warm-up.
Our contest staff will be in regular communication with field staff, and will request that you lower metronome volumes if necessary.

Warm-up – Pit/Front Ensemble

- *See attached contest map for Pit/F.E. Warm-up locations*
- Please have your students refrain from playing their instruments until your warm-up time officially begins.
- Warm-up may only occur in your specific Warm-up zone.
- Please do NOT use amplification, wireless equipment, loud impact drums, or loud cymbals during your warm-up.
- Battery and Pit/F.E. will warm-up in separate locations.

*Please begin moving towards your warm-up zone 10 minutes prior to your scheduled warm-up start time.
Volunteers will be on site top help you.*

Entry/Exit procedures

- You will have 5 minutes to set up on the field, 8 minutes to perform, and 2 minutes to exit the field.
- During field exit, the use of either verbal or instrumental cadence is optional, but must cease at the end of the 2 minute period.

Please refer to the C&CR Section 1105 for all rules, regulations, and guidelines.

Performance

- *See attached field map for entry/exit procedures and staging.*
- **Student Performer entry/exit**
 - o All student performers will enter through the gate on the East side of the field house
 - o Band monitor/escort will guide you from the Warm-up area to the gate.
 - o Your band will be led to the corner of the field house, as the previous band completes their performance.
 - o A Contest Official will be there to assist you with getting on and off the field.
 - o Once the previous band's performance is complete, student performers will move up to the goal line of field.
 - o **The Contest Official will give you clearance when to take the field.**

Your 5:00 set-up timing now begins.

- Upon completion of the performance, the performers should exit straight toward the back sideline and wall – and then out through the double black gate toward the Visitor side entrance.
- **Pit F.E./Prop entry/exit**
 - All Pit/F.E. and props will enter through the gate on the West side of the field house
 - Contest Staff will direct you to the staging areas as the previous band completes their performance.
 - Pit/F.E. and front sideline panels will be led toward the field and STOP where the concrete meets the turf.
 - Field props may enter the same gate, and stage themselves directly in front of the scoreboard, behind the goal post.
 - A Contest Official will be there to assist you with getting Pit/F.E./Props to the proper areas.
 - Once the previous band's performance is complete, Pit/F.E. and front sideline panels will move up the sideline to the 20 yard line.
 - Field props may move up from the scoreboard to the goal line of the field. (same as performers)
 - **The Contest Official will give you clearance when to take the field.**

Your 5:00 set-up timing now begins.

-
- Upon completion of the performance, the Pit/F.E. and front sideline panels should push equipment straight toward the front wall – and then out toward entry/exit gate.

You are responsible for moving any/all of your own equipment. We will NOT have staff available to help move equipment.

WIRELESS

- Please do NOT use the following frequency for your wireless audio equipment:
 - 461.3125 – 141.3hz (UHF)
- Wireless equipment in the stadium will be turned off during the contest, however it is your responsibility to make sure all of your equipment works properly. **You may NOT test your wireless equipment during the 8 minutes of ANY Band's performance time.** *See Schedule.*

Director's watch area

- AISD will provide an area for any director who wants to watch their band's performance.
- We will be blocking off the top 4 rows of the center section on the 2nd level, and designating the 4th row from the top as a "Director Only" row.
- Our Contest Staff will keep that row clear of all spectators.

Electrical Power

- If you are in need of electrical outlets, they are located every ten yards along the front wall of the home side.
- You will need to provide your OWN electrical and extension cords for your performance.
- The distance is approximately 40 feet from the front wall to the sideline.
- Generators are allowed, but MUST have a protective barrier between the unit and the turf.(i.e. box, case, cart, etc.)

Electrical/Motorized equipment and TURF CARE

- Motorized equipment is NOT allowed on the turf surface.
- Generators are allowed, but MUST have a protective barrier between the unit and the turf.(i.e. box, case, cart, etc.)
- Please make sure all pneumatic tires are aired up to proper specifications, and do not drag across the turf.
- Please be sure any braking systems are operable and not stuck in a locked position that will drag or tear the turf.
- Be aware and monitor issues such as:
 - Wheels, or casters that are in-operable or stuck and drag.
 - Wheels, casters that are too small and sink into turf.
 - Sharp pointed prop stands that may damage or rip turf.
 - Leaking generators.

Entry Form/Script

- A completed/signed Entry Form and announcer script must be on file with the Area Executive Secretary (Bill Duggan) prior to the time of your band's performance. You are strongly encouraged to scan and email those files to Bill Duggan (bill.duggan@uilregion13.com).

Video

- UIL will not be providing a videographer for the contest. You and your district are responsible for securing a 3rd party contractor, adhering to the Marching Band Educational Use Video Agreement, and following all UIL rules and guidelines.

***If you have someone who will be video recording,
please see attached bleacher image for appropriate location of filming area.***

Judge's Comments

- Judge's comments and composite scoring will be made available on the Competition Suite website after the verification process. It will be available to anyone on the website, so make sure your assistants and helpers know to keep results private until after the Drum Major retreat and results are announced.

Post-Performance AND Student Seating

- If your band is entering the HOME side of the stadium to watch other performances, please make sure they come through the spectator entrance with some identifiable t-shirt, show shirt, or be escorted by their directors. Please monitor your students at all times. If you choose to bring your students in on the Home side, please encourage them to **not** take up all of the middle area seating – so that parents and administrators may have access to those areas first. Also, please be conscious of the capacity of the bleachers as you walk your students to the stadium, post-performance.....if you see, from the parking lot, that the Home side is filling up, the Visitor side bleachers are also open for your groups to sit together and spread out. Our bleachers are pretty close to the action, so they will still get a good "read" of the other band's performances, even on the Visitor's side.

Contest office

- The contest office will be located on the 2nd floor of the press box. Only HEAD directors will be allowed in the contest office if they need to drop off any forms or such. However, the 3rd floor of the press box is open and will have a few snacks and bottles of water for Head Directors and/or Assistants of the bands.

Concessions

- We will have a concession stand open during the contest. The visitor side concessions will not be open. We will serve candy, drinks, chips, nachos, hot dogs, and more than likely Chic-Fil-A.

STADIUM NOTE and STUDENT GATHERING:

- Again, be reminded of the Freedom Field clear bag policy. Please inform your boosters that there is no cooking allowed on site (electric, gas grills, etc.), however, you are allowed to bring pre-cooked or catered food onto the premises, outside the bleacher entry gates. All food brought into the stadium parking lots MUST stay AWAY from the Truck parking area. **DO NOT SET UP TENTS, CANOPIES, OR CONGREGATION AREAS IN THE TRUCK PARKING LOT.** Delivery drivers may deliver food through the spectator parking lot and meet you or your band representative in those areas. You may use any of the grassy areas on the North West side of the stadium to set up canopies, if you'd like to have an eating and gathering area for your groups. Please bring your own trash bags and PLEASE CLEAN UP any trash or empty boxes/water bottles. We will have NO trash cans available in that area. Also, be aware of the social volume of your groups. Please keep the volume to a reasonable level. No Footballs, Frisbees, games, etc. It's just an area for the kids to sit and eat if you want – so you don't have to use the bus or truck area to congregate.

Programs, Buses, Trucks, other info:

- I'll be "piggy-backing" off of Bill Duggan's information once the contest entries have been finalized. I will send you a separate email asking you to complete a few forms regarding your program, number of buses and trucks so we can be ready for you and your groups.

Area Contest – "GroupME"

- Here is the link for the Area Contest *GroupME* for HEAD BAND DIRECTORS ONLY. I will use this to communicate with you, ONLY in the event of schedule changes, weather disruption, or facility updates. Please do not use this for chit-chat.
- Link: https://app.groupme.com/join_group/90168098/pUcPrM96

Emergency Phone Numbers

Area Exec. Sec. - Bill Duggan – 281-638-3213

Contest host - Bobby Mowles 361-652-9069

Region 17 Exec. Sec. - David Lambert 713-703-1324

TIMING Protocols

Your band has a total of 15 minutes to move on to the field, perform, and move off the field.

Timing within that 15 minute interval is broken down as follows:

- 5-minute clock: Field entrance + set-up/warm-up/pre-show
- 8-minute clock: Evaluated performance
- 2-minute clock: Field exit

The 8-minute clock will begin *after* the 5-minute clock expires. Warm-up, or pre-show, is permitted during the 5 minute set-up time, however, judges will be instructed to not begin their evaluation until the 8-minute clock shows 7:59.

The 5-minute set-up time will NOT vary – all bands will be clocked for 5 minutes of set-up. *In other words, you cannot motion to the Press Box that your band is ready to go, and have the clock reset and started before the 5-minute time expires.* If you do not wish to utilize the entire 5-minute set-up time, you may hold your band at the field entrance to coordinate your ready time with the beginning of the announcement.

The official UIL script will be read with 45 seconds remaining on the 5-minute clock.

With 20-seconds remaining on the 5-minute clock, the announcer will read the final statement, which begins with, “Drum Majors...” The field clock will then stop, and be reset to 8:00 minutes. The remaining 20 seconds of the official time will be kept on a stopwatch in the press box.

Your band will have 2 minutes to exit and clear the field upon the completion of your performance.

TURF/TRACK SURFACE CARE

Any field props or equipment moved in and out of Freedom Field shall be able to distribute its weight so that at no point is the turf/track surface subjected to use that may cause a tear in the turf/track surface. The following list consists of potential weight distributing mechanisms that may be applied to mitigate excessive wear and possible tearing of the turf/track surface.

Pneumatic Tires

Do not subject the turf/track surface to loads greater than 35 pounds per square inch (i.e. pneumatic tires shall be inflated to a maximum of 35 psi). By the same token, pneumatic tires shall not be deflated to the point that they drag across the turf/track surface potentially causing a tear either.











Flat Free Tires

“Flat Free Tires” typically refers to solid rubber or plastic tires. These tires are rated for maximum capacities typically ranging anywhere from 50-300 pounds depending on its size - do not overload these type of tires. Overloading these tires will cause rutting and “catching” of the turf/track surface. This usually occurs on A/V carts that are overloaded with speakers, etc.

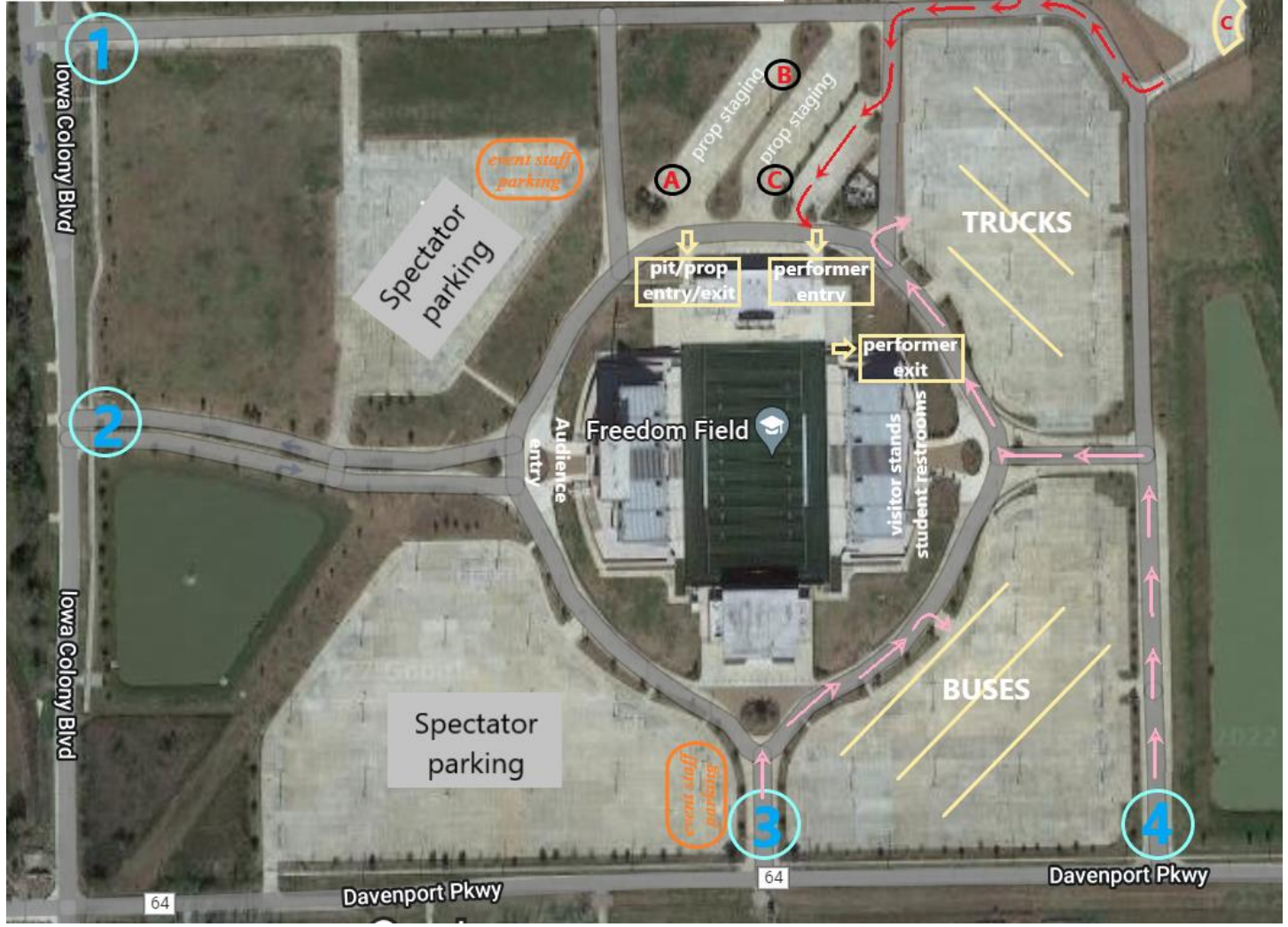
Common Problems & Items That Are Not Allowed

- Wheels or casters that are not operable, or otherwise stuck in a sideways position.
- Wheels or casters that are not designed, by size, to travel on turf/track surface and tend to, “sink into” the turf/track surface.
- Wheels or casters with braking levers that are under stress from being overweight that will stick into the turf/track surface and create a risk for tears.
- The use of props or stands with sharp points in the contact place within the turf/track surface that risks puncturing the field. Groups should protect the turf/track surface with appropriate rubber tips
- Dragging of equipment or props across the field.
- Generators that are leaking fluids.
- Gum – please make sure performers and helpers are not chewing gum.
- Turning tires while stationary could grab the rubber surface of the track and cause damage. This is typically seen on carts with a wagon-like handle, such as timpani carts

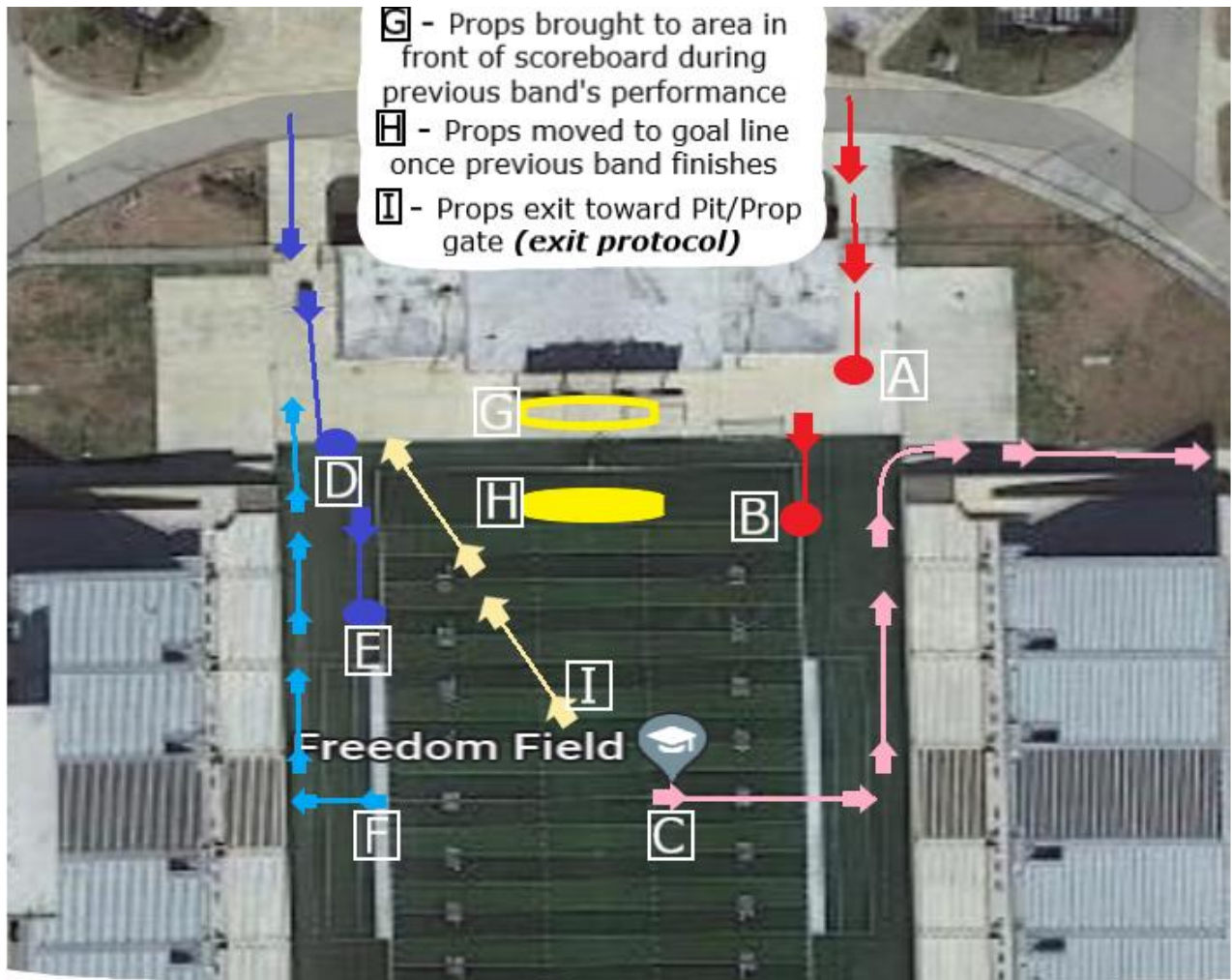
CONTEST FACILITIES MAP

-  - Band warm-up
-  - Guard warm-up
-  - Battery warm-up
-  - Front Ens. warm-up
-  - Truck/Bus entry/exit route
-  - Performer route
-  1 - Contest Staff entry
-  2 - Spectator entry
-  3 - Bus entry/exit
-  4 - Equip. truck entry

Buses and Equip. trucks will follow directions given by event staff upon arrival (same for exit)
 Please notify event staff if trucks or buses are needing to exit early from the contest
 Please keep props at equipment trucks until band's official warm-up time (on schedule)



FIELD MAP



D - Pit line up to where concrete meets turf until previous band finishes performance

A - Students line up to here until previous band finishes performance

E - Pit and front panels may move up to 20 yard line once previous band completes performance

B - Students may move up to goal line once previous band completes performance

F - Pit and front panels push straight toward front wall, then straight out pit/prop gate (*exit protocol*)

C - Students exit field toward back wall, through double black gate, out to stadium entry/exit (*exit protocol*)

Upper Level Director Viewing Area and Filming

FREEDOM FIELD
ALVIN ISD



The top 4 rows in this center section will be for Directors only. Directors will have their own row(monitored by our staff) to have an unobstructed view of their band's performance.

The "STAR" areas at the top of the stairs will be an accessible location for recording. Each position is lined up with the 40 yard line.