

Steps back to school for pupils




I will be in P \_\_\_\_\_

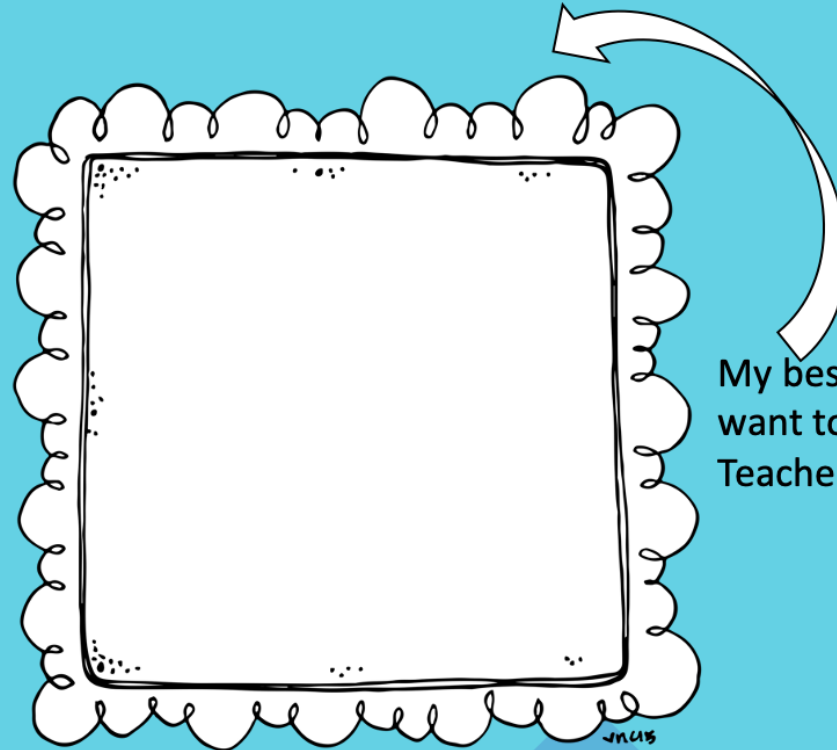
My Teacher will be \_\_\_\_\_

My room will be \_\_\_\_\_

I'm excited about (draw a picture)



Me in my uniform  
With my school bag



My best memory at home I  
want to tell my friends and  
Teacher

## Spot the Difference Steps back to school



This year in school, what will be the same and what might be different?



Things that will be the same in School



---

---

---

---

---

---

---

---

Things that might be different in School

---

---

---

---

---

---

---

---



Change is normal and will keep us all safe and well.



## Steps back to school


### Change how I see school

- I have to play safely keeping a short distance from my friends and my teacher
- I need to keep my hands clean and cough into my elbow
- If I feel unwell I need to stay at home
- I can learn at home and in school
- Parents can be teachers too!







Design new glasses to help change how I see school







## 2 Meters Poster Where Possible What's the Distance between me and My Teacher



Draw in something the distance of 2 metres to help you remember.  
Some examples, length of a rhino or arm span of an orangutan



## 1 Meter Poster Where Possible What's the Distance between me and My Friends



Draw in something the distance of 1 metre to help you remember.  
Some examples, length of a tiger or , or length of a t-rex footprint