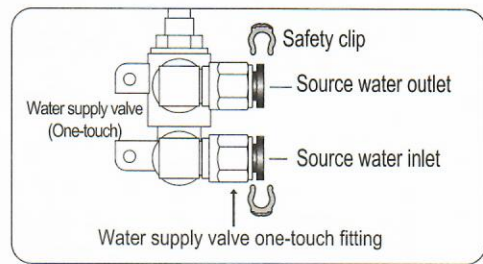
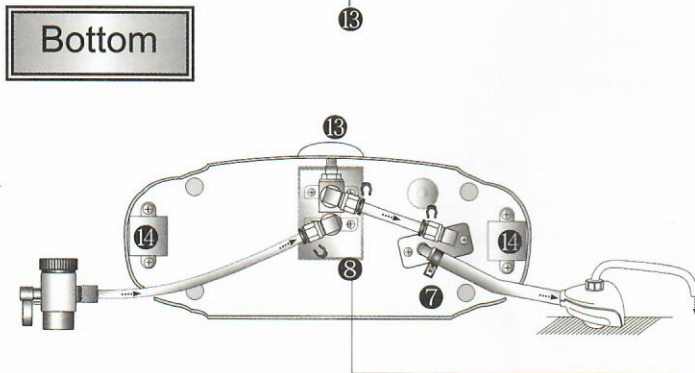


2

Name and Description of Each Part



[Inlet detailed picture]

No	Name	Description
1	Back Panel	Cover for circuit board and internal ionizer parts.
2	Control panel	Function controls and display.
3	Ionized Water Outlet	Outlet for either alkaline or acidic water (user-selected).
4	Front Panel	Circuit apparatus and devices.
5	Filter Cover	Filter protection cover.
6	Bottom Panel	Transformer, electric cord, and devices for fixing parts.
7	Acidic Water Outlet	Outflow of acidic water (control of acidic water quantity).
8	Water Inlet	Tap water supply.
9	Wall-mounting Groove	For wall mounting using nails.
10	Fuse Holder	Fuse
11	Audio Speaker	Melody
12	Audio Volume Control	Loudness control
13	Water Supply Control Valve	Ionizer operation and water flow adjustment (On/Off).
14	Locking Device	Filter cover safety lock.

Control Panel

② Acidic Water Indication Lamp
- Lights up when acidic water is selected.

③ Filtered Water Indication Lamp
- Lights up when filtered water is selected.

④ Cleaning Indication Lamp
- Lights up while cleaning and cuts off automatically when finished.


⑤ Drain Indication Lamp
- Lights up after cleaning when water is draining.

① Alkaline Water Indication Lamp
- Lights up when alkaline water is selected.

▶ Filter Life Indication
- 1st and 2nd Filter Indication.

▶ Error Indication
- Electrolyzer overheat
- Failure of cleaning
- Over flow indication

▶ [Acidic Water] Selection Buttons
- Selecting acidic water:
[ACID-1, ACID-2]



▶ Alkaline Water Indication Lamp

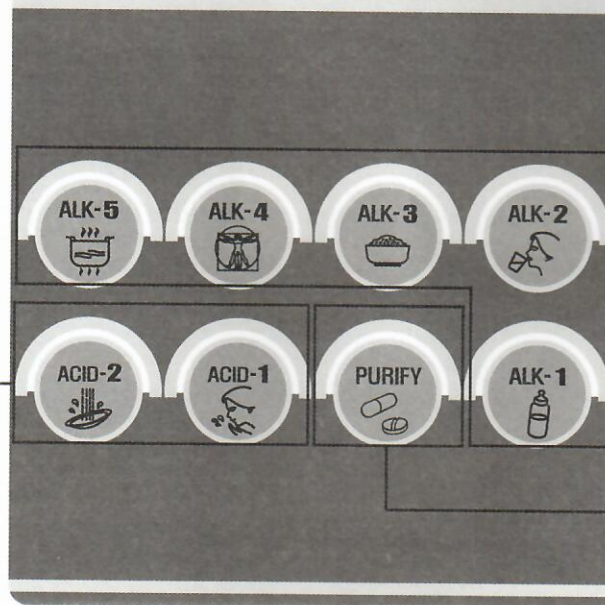
① High Indication Lamp
- Lights up when water flow exceeds standard.

② Normal Indication Lamp
- Lights up when water flow is within standard range. (Optimal)

③ Low Indication Lamp
- Lights up when water flow is below standard.

▶ [Alkaline Water] Selection Buttons
- Selecting alkaline water:
[ALK-1, ALK-2, ALK-3, ALK-4 and ALK-5]

▶ [Filtered Water] Selecting Button
- Selecting filtered water only.



▶ IMPORTANT:

When seeing numbers 2 (acid water), 4 (cleaning) or 5 (draining) on the display and the melody is playing, please do NOT drink the water until the melody stops playing or you select a different setting.