



**Alameda County Board of Supervisors Regular Meeting – February 6, 2024  
Talking Points on Agenda Item #14**

**Vaccinations funding is back via** the Alameda County Public Health Department: “Approve the following recommendations: A. Approve Third Amendment to Standard Services Agreements with providers listed in Attachment A (Items 1-11) to provide community engagement and vaccination Points of Dispensing (POD) support services, extending the term of 1/3/22 - 12/3/23 by 12 months to 12/3/24, increasing the total not to exceed amount from \$12,200,000 to \$17,915,872 (\$5,715,872 increase); B. Approve Second Amendment to five Standard Services Agreements with providers listed in Attachment A (Item 12) to provide community engagement and vaccination POD support services, extending the term of 1/3/22 - 12/3/23 by 12 months to 12/3/24, increasing the total not to exceed amount from \$2,211,000 to \$3,099,632 (\$888,632 increase); and C. Delegate Authority to the Agency Director, or designee, to execute the Standard Services Agreement Amendments, subject to approval as to form by County Counsel, and submit the executed copies to the Clerk of the Board for filing-

CAO Recommends: Approve Attachment 14:

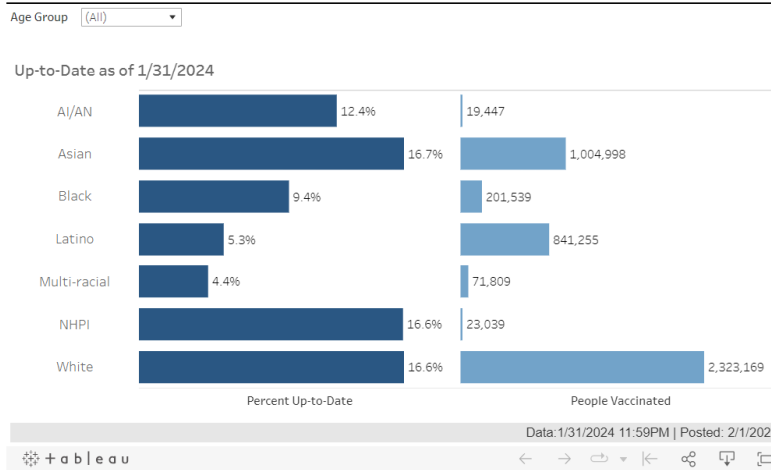
[http://www.acgov.org/board/bos\\_calendar/documents/DocsAgendaReg\\_02\\_06\\_24/HEALTH%20CARE%20SERVICES/Regular%20Calendar/PUBHLTH\\_362819.pdf](http://www.acgov.org/board/bos_calendar/documents/DocsAgendaReg_02_06_24/HEALTH%20CARE%20SERVICES/Regular%20Calendar/PUBHLTH_362819.pdf)”

**1. “Vaccination Points of Dispensing” or POD’s are targeting communities of color:** as referred to in the agenda, the funding will continue to be built out by funding Community Based Organizations (CBOS). This means another year is spent in building infrastructure that will tighten around Alameda County residents during another potential health state of emergency. Make no mistake, this means greater control and health surveillance.

- Areas proposed to install PODs are largely expanding into communities of color, in cultural centers, churches, rec centers, clinics and they are increasing in proportion to sections of the population who have refused to get the jab.
- Per the county’s own data, the Black and Latino communities have the lowest vaccinations rates and their places of gathering are the most targeted for injection distribution.



Vaccinated Status by Age and Race-Ethnicity



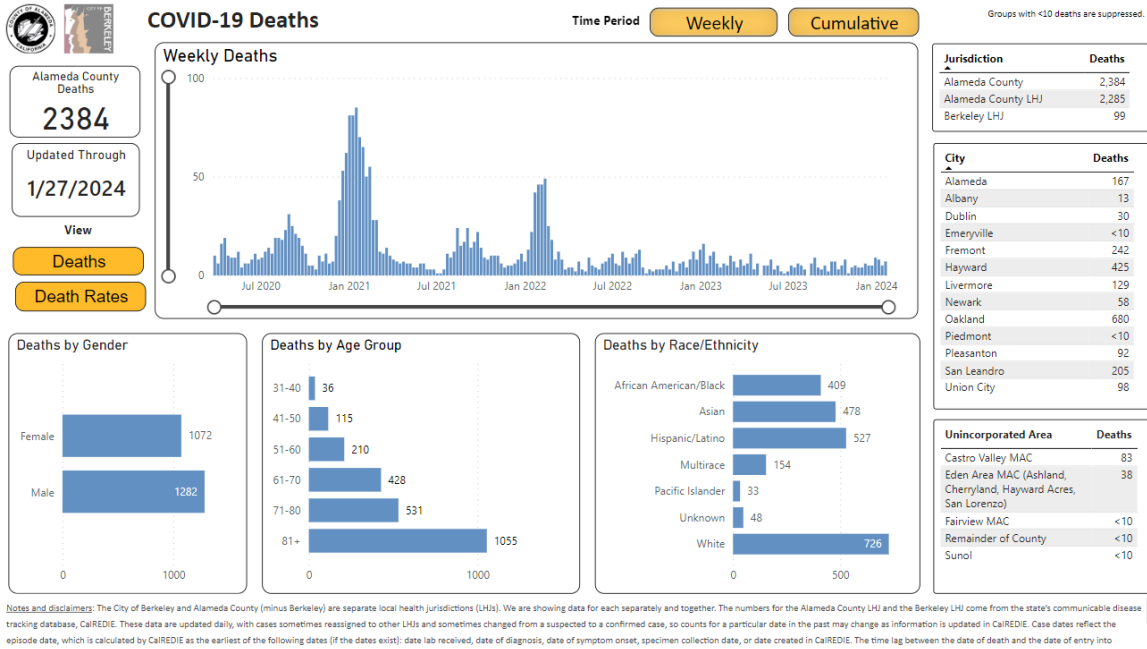
Source: <https://www.cdph.ca.gov/Programs/CID/DCDC/Pages/COVID-Vaccine-Data.aspx> (please note that these dashboards update periodically. The date of the graphic is listed in the bottom left)

### 2. More money to Pharmaceutical Companies and not to Education, employment or other infrastructure

- Instead of constructive items, money is being invested into “medical countermeasures” or bioweapons that were commissioned by the Department of Defense and that did not go through all of the proper FDA trials.
- Why do companies like Pfizer, Moderna and Johnson and Johnson get so much public money directed at the distribution of their products and why are county staff and resources used to dispense their products?

### 3. The County’s own data points to the overall *ineffectiveness* of the job and WORSE, it points to the highest death rates in those groups who have vaccinated the most.

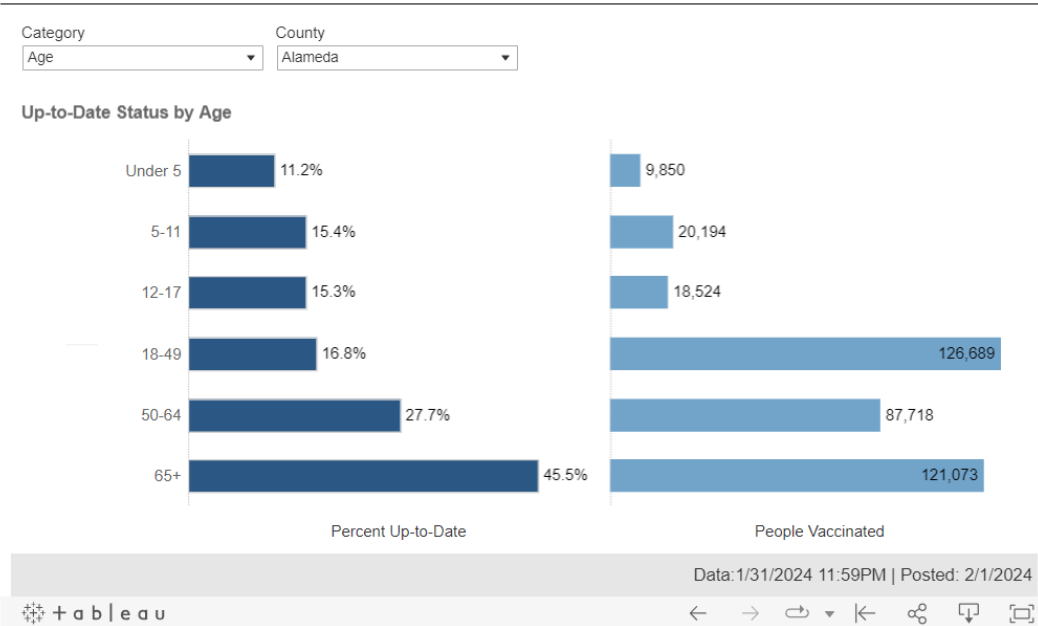
- Per the chart above, whites are the largest group to take the jab and per the most current county dashboard below, they also account for the largest number of COVID deaths. By the county’s own data, vaccinations didn’t reduce the number of deaths over the last three years, nor have the boosters. Highest number of deaths recorded was in Jan. 2021.
- By age, highest number of injections was in 65+ and this same age group as the highest number of deaths (over 2000 of the 2,500 total in AC)
- Cumulative deaths been going up since shots came out; in fact, big spike—and highest numbers of overall deaths when vax came out in Jan 2021
- Current injection rate in Alameda is only 22.9% of population meaning, more and more are declining the injection.
- The 18–49-year-old group had highest number initially of those injected but they did not take the booster at anywhere near the same rate. Interestingly enough this same age group were the 3<sup>rd</sup> lowest death rate.
- Men have higher rate of death than women but there is no data on the breakdown of injection rates by gender
- The County’s surveillance data is not apples to apples; it is not tracking adverse reactions or deaths from the injection.



Source: <https://covid-19.acgov.org/data.page?#vaccination> (This shows the result from choosing the “weekly” button)

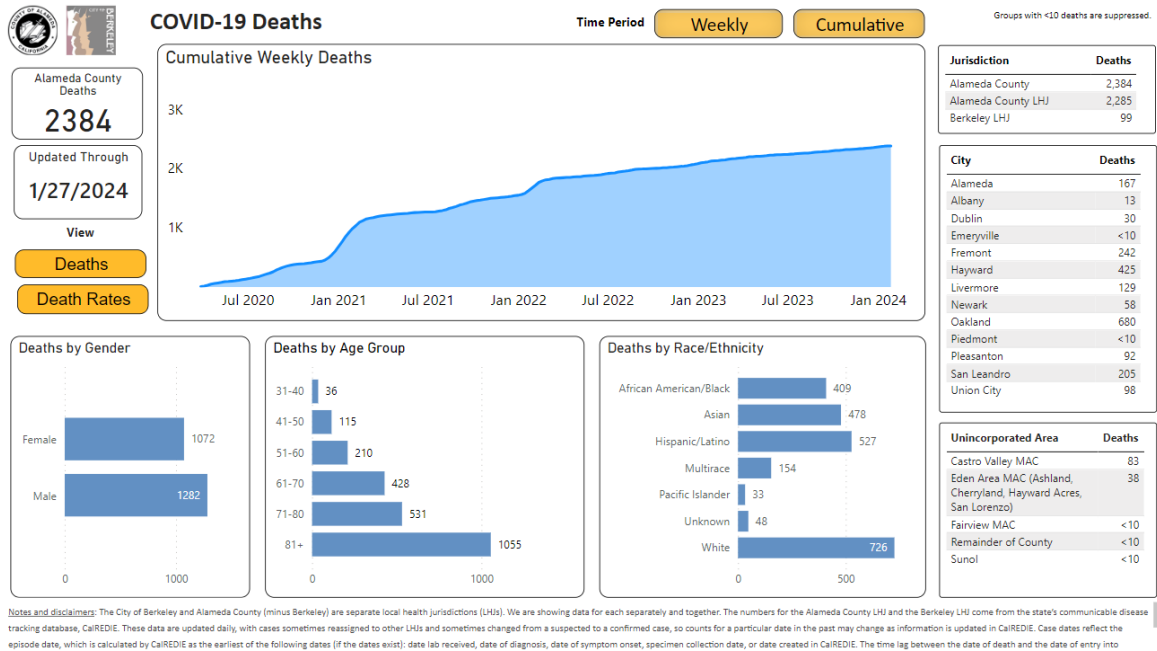
- Similarly with age, those in the 65+ age group where the highest number of those who got the job and per the county’s dashboard, that age group also has the highest number of deaths.

### Vaccinated Status by Group in Alameda County



Source: <https://www.cdph.ca.gov/Programs/CID/DCDC/Pages/COVID-Vaccine-Data.aspx> (please note that these dashboards update periodically. The date of the graphic is listed in the bottom left)

- There has also been no appreciable decrease in COVID deaths. They have just continued to rise over time as the “Cumulative Weekly Deaths” chart below indicates.



Source: <https://covid-19.acgov.org/data.page?#vaccination> (This shows the result from choosing the “cumulative” button)

- The low overall uptake of the vaccine at 22.9% shows that even a \$12million pressure campaign isn't working. \$5 million more is a huge waste of resources that can be used for more nutrient dense foods or things like Vitamin D and Vitamin C supplements for example. How about gym memberships for all?

**4. There are major deficiencies in county’s surveillance data that favors NOT tracking vaccine injury and appears to cover up the real story of the injection’s destruction:**

- The county’s data doesn’t report on vaccination injury
- The county doesn’t report on vaccination death
- They do not report on COVID medical deaths that were in conjunction with other health problems like cancer, diabetes or other life-threatening conditions
- The numbers seem to be skewed toward a marketing campaign for the jab manufacturers
- There is no data that tracks the injections rates by gender, but there is a breakdown of Covid deaths by gender. Lack of integrity in the data tracking for pre to post injection uptake.
- There is no tracking (probably because there are no deaths) in 1 – 30-year-old age group which is proof that all along this age group was never at risk and yet they were hit the hardest by COVID policies that the county did nothing to stop.

**5. The Boards claim in their document is that they want to “address community recovery and resilience post-COVID-19 emergency.”**

- The words from their own document sound like a military exercise – “The goal is to engage and recruit priority populations to PODs by providing targeted and deep outreach to drive people to PODs and other COVID-19 and health-related services. Additionally, by offering community outreach, prevention, community engagement, health promotion, education, and social marketing strategies the community coalitions and organizations aim to improve language access to populations and subpopulations residing in prioritized zip codes.”
- How is dispensing more injections helping people recover?
- What else has been done to build overall health?



**6. What other ways could \$17 - \$20 money be spent to build more health resiliency in our communities?**

- It could go to reimburse small businesses in recovering losses for having to build outside spaces to go to restaurants, close down for months or permanently alter how they conducted their businesses to survive. For have to spend additional money for personal protective equipment and turn away unmasked customers?
- Better food pantries with organic food
- Build out better FOOD DISTRIBUTION POINTS or FDPs
- Subsidize the distribution of NUTRITIONAL SUPPLEMENTS like Vitamin C or Vitamin D
- Similar to food banks, create personal hygiene and cleanliness product banks so that people don't have to rob CVS to get them.
- Invest in entrepreneurship, job training and improving life in Alameda County rather than continuing to distribute poison darts.
- Spending money on bridging the learning gap with kids who spent 1.5yrs caused by online learning and loss of in-person school
- HOW ABOUT SENDING THE MONEY BACK TO CDC AND SAY NO THANK YOU??