

The Responsible Driver's Journey

Your Roadmap to Safe and Skilled Driving in Dubai

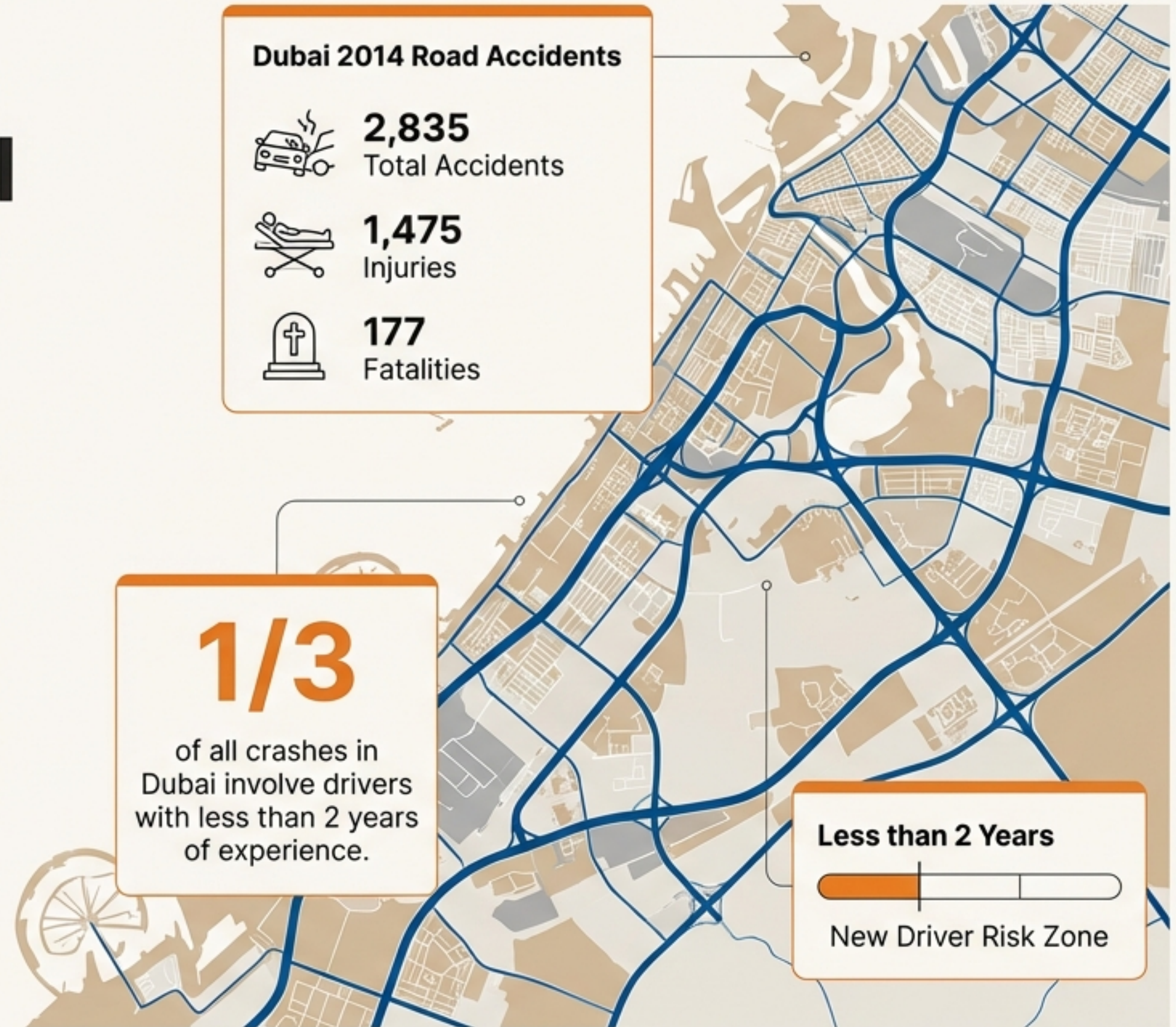
“Safe and Smooth Transport for all”

– Mattar Al Tayer, Chairman of the Board and Executive Director

Driving in Dubai is a Challenge of Skill and Responsibility

“Driving a car is much harder than it looks and to drive safely takes time.”

Experienced drivers from other countries will find that road laws, networks, and traffic situations in Dubai are different. This handbook is your essential tool for learning to drive safely and mastering these unique conditions.



Your Roadmap: The 9 Steps to Earning Your License



CORRUPTION WARNING

Do not attempt to offer any money, gift or favor in any form to any instructor, assessor or examiner as this is considered 'BRIBERY'. The case will be referred to the Police for necessary actions.

- 1 Open E-Traffic File**
Get your Handbook.
- 2 Get Learning Permit**
Your official start.
- 3 Begin Driver Training**
Attend 8 mandatory theory lectures.
- 4 Book Theory Test**
Prepare and schedule.
- 5 Pass Theory Test**
The first major gate.
- 6 Book Practical Test**
After passing assessments.
- 7 Attend Freeway Driving**
A required 2-hour component.
- 8 Pass Practical Driving Test**
The final challenge.
- 9 Keep Learning**
Your journey as a driver truly begins.

The Defensive Driver's Mindset: See, Think, and Act Proactively

Defensive driving goes beyond knowing the rules... It is a way of driving that assumes that other road users will not always be doing what you might expect.



CONCENTRATION: 100% focus on driving.



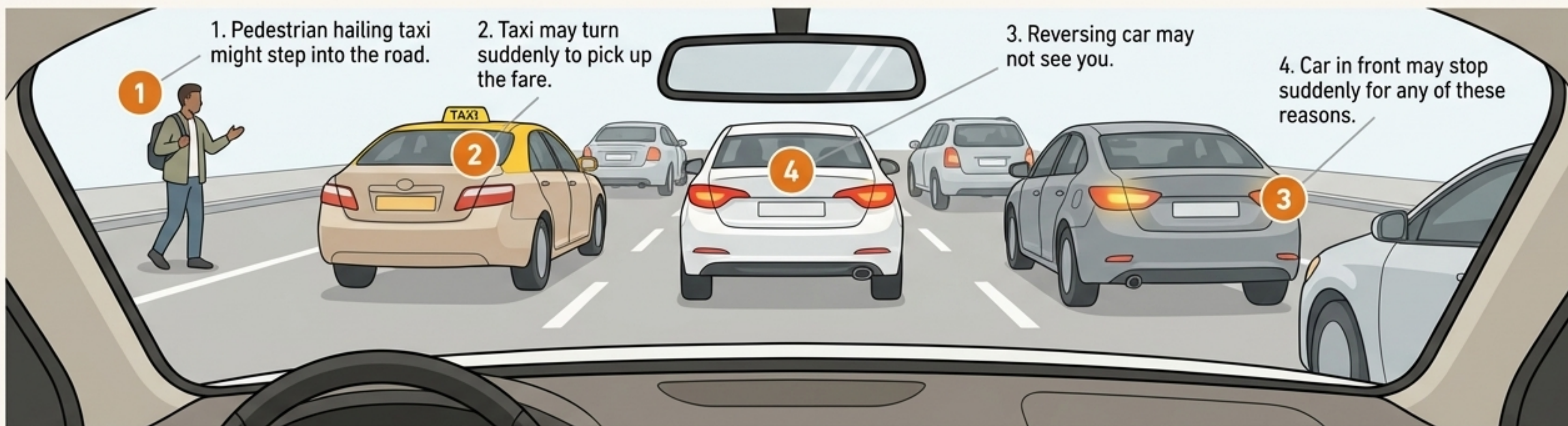
OBSERVATION: Scan in front, beside, and behind you.



ANTICIPATION: Anticipate hazards early. Looking 15-20 vehicles ahead helps identify dangers.

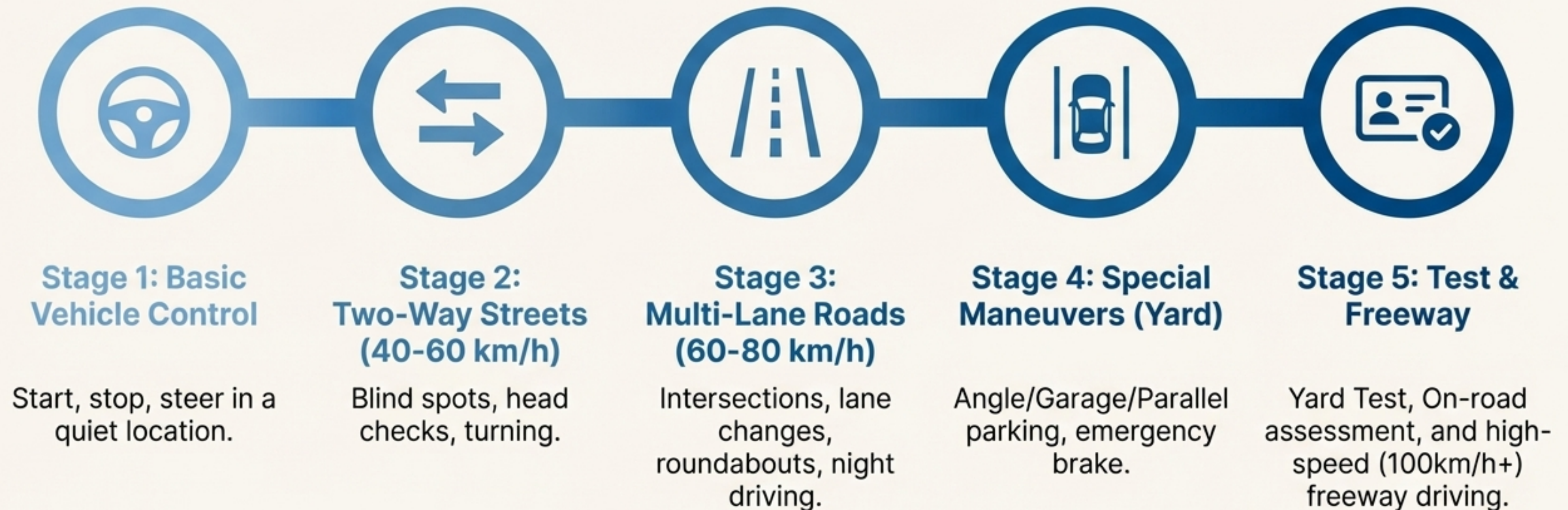


COMMUNICATION: Use turn signals, horn, stoplights, and lane position to signal your intentions.



Mastering Control: The 5 Stages of Practical Training

You will start with simple driving and move to more complex situations as you get more driving experience. You need to reach the requirements in each subject before moving on to the next.

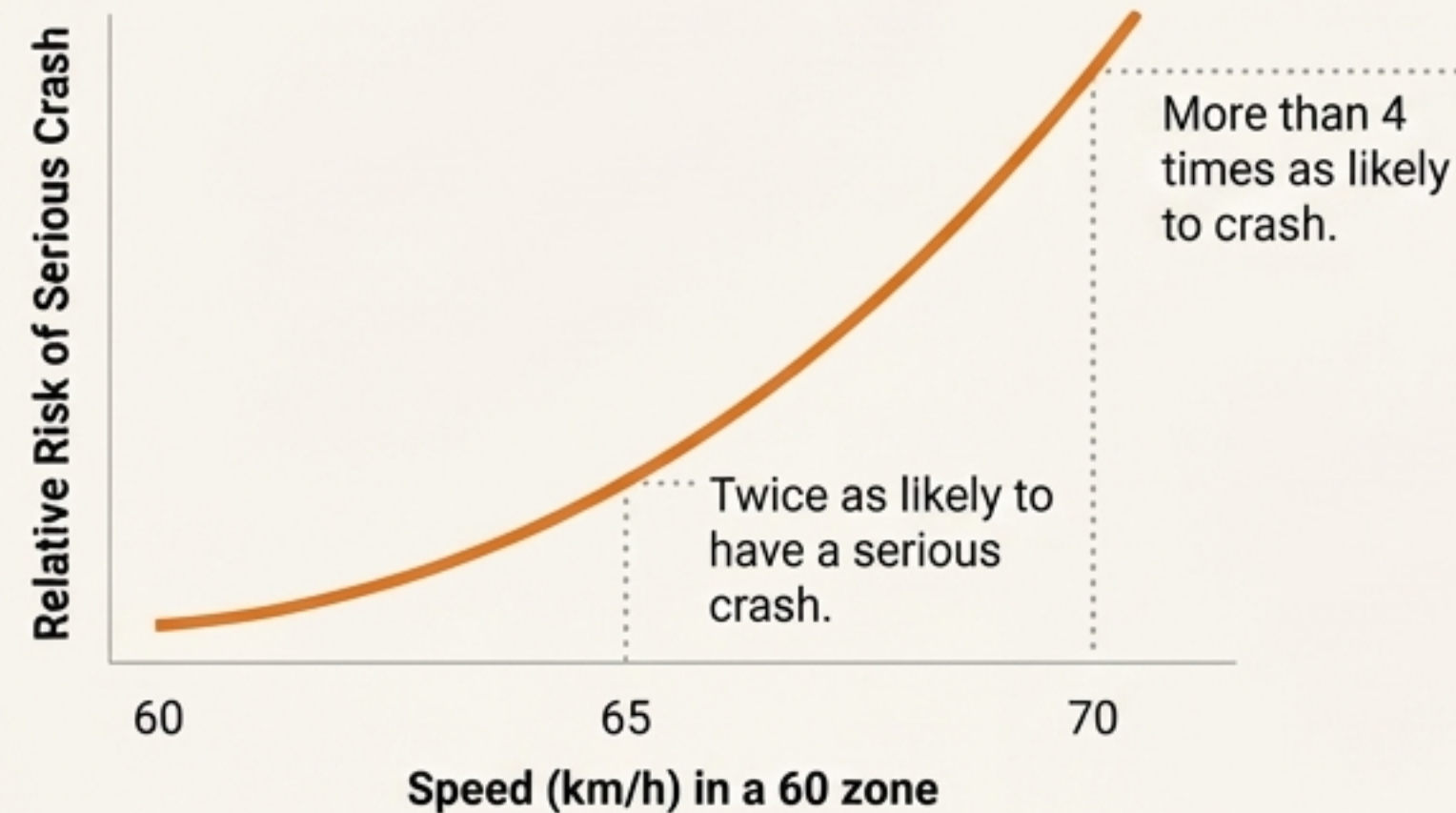


Speed is the Critical Factor in Crash Severity and Stopping Distance

In 2014, 63 accidents due to over speeding resulted in 9 deaths and 47 injuries in Dubai.


Crash Risk Graph

DIN Next LT Pro Bold



Stopping Distance Infographic

DIN Next LT Pro Bold



Law: You **must** not exceed the maximum speed shown on a sign, taking into consideration the road, weather and vehicle conditions... (Article 10.10)

Your Condition Matters: Impairment is a Choice

Alcohol, Drugs & Medicines



Impact: Slows reaction time, creates false confidence, makes it difficult to judge risks and concentrate.

Statistic: In 2014, 461 vehicle crashes were caused by drivers under the influence of alcohol.

Law: You **must** not be under the effect of alcohol or drugs. (Article 10.6)

Fatigue



Drowsy Drivers Die.

Warning Signs: You are constantly yawning, drifting across the lane, trouble keeping your head up, don't remember driving the last few km.

Law: You **must** not drive your vehicle when tired... (Article 10.7)


Mobile Phones & Distractions



Key Fact: Drivers using mobile phones are **four times more likely to have a collision**. Hands-free kits do not make drivers safer.

Mastering the Elements: Driving in Dubai's Unique Conditions

Rain & Floods



Risk:

Aquaplaning, where tires lose contact with the road. First rain is most slippery due to oil and dirt.

Action:

Reduce speed below 80 km/h. Grip the wheel firmly, release accelerator, and avoid braking if you aquaplane. Do not drive through water higher than 50% of your tire height.

Fog



Risk:

Extremely poor and often patchy visibility.

Action:

Use **low beam** headlights (high beams reflect back). Increase following distance. If too dense, **pull off** the road and use hazard lights.

Sun Glare & Sand



Risk:

Blinding glare at sunrise/sunset. Sand drifts reduce tire grip and obscure road edges.

Action:

Slow down. Wear sunglasses and use the sun visor.

For sand, increase stopping distance and be cautious of road edges.

Sharing the Road is a Shared Responsibility

Everyone has the right to be safe. But with this comes the responsibility to share the road with others.

Pedestrians



Pedestrians are among the most vulnerable road users.

Rule: You **must** give way to pedestrians crossing the road you are turning into.

School Buses

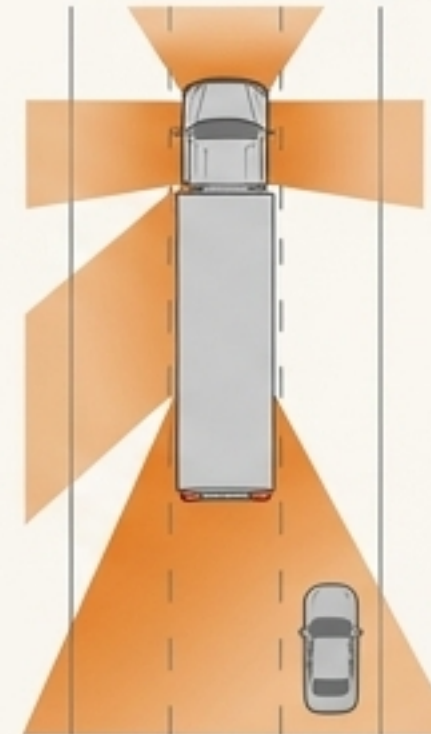


Speed limited to 80 kph.

When a bus stops with flashers/stop arm, do not pass. Be patient and anticipate children crossing unexpectedly.

Trucks & Buses

They are heavier and need longer to stop.



If you cannot see the truck driver in the truck's mirror, then the truck driver cannot see you.

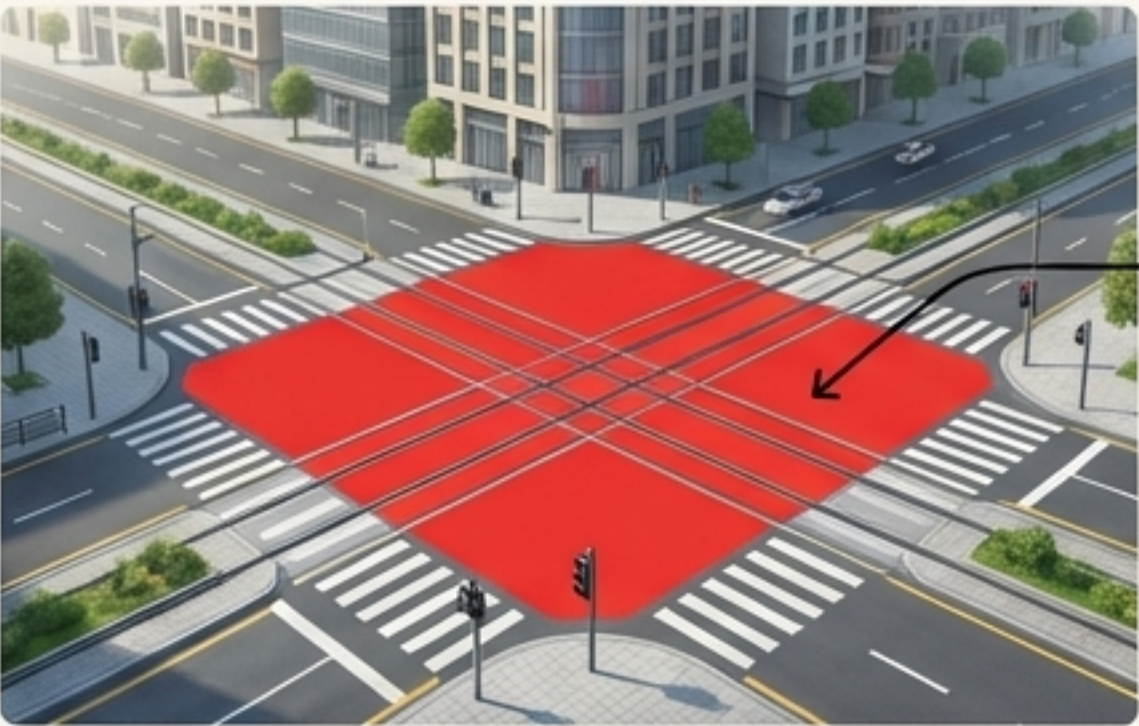
Emergency Vehicles




Rule: You **must** immediately give way to vehicles with sirens or flashing red/blue lights by moving to the right and stopping if necessary.

Navigating Modern Dubai: The Priority of the Tram

All users of the road **shall give priority to the movement of the Tram** in the Tram Right of Way. The only exceptions are emergency vehicles.



Tram Box Junction:
You **must not** enter the colored box unless your exit from it is clear.

 **Serious fines** for crossing a red light at a tram intersection can be up to **10,000 AED** for an accident causing death.

Key Markings to Know

	 Tram-Only Sign: Indicates a road or lane for trams only.
	 Tram Crossing Ahead Sign: Warns of a tram route ahead. Be prepared to stop.
	 Zig-Zag Zone Lines: Warns of a crossing ahead. You must not stop, park, or change lanes within the zone.

The Grammar of the Road: Mastering Intersections and Roundabouts

Traffic Signals



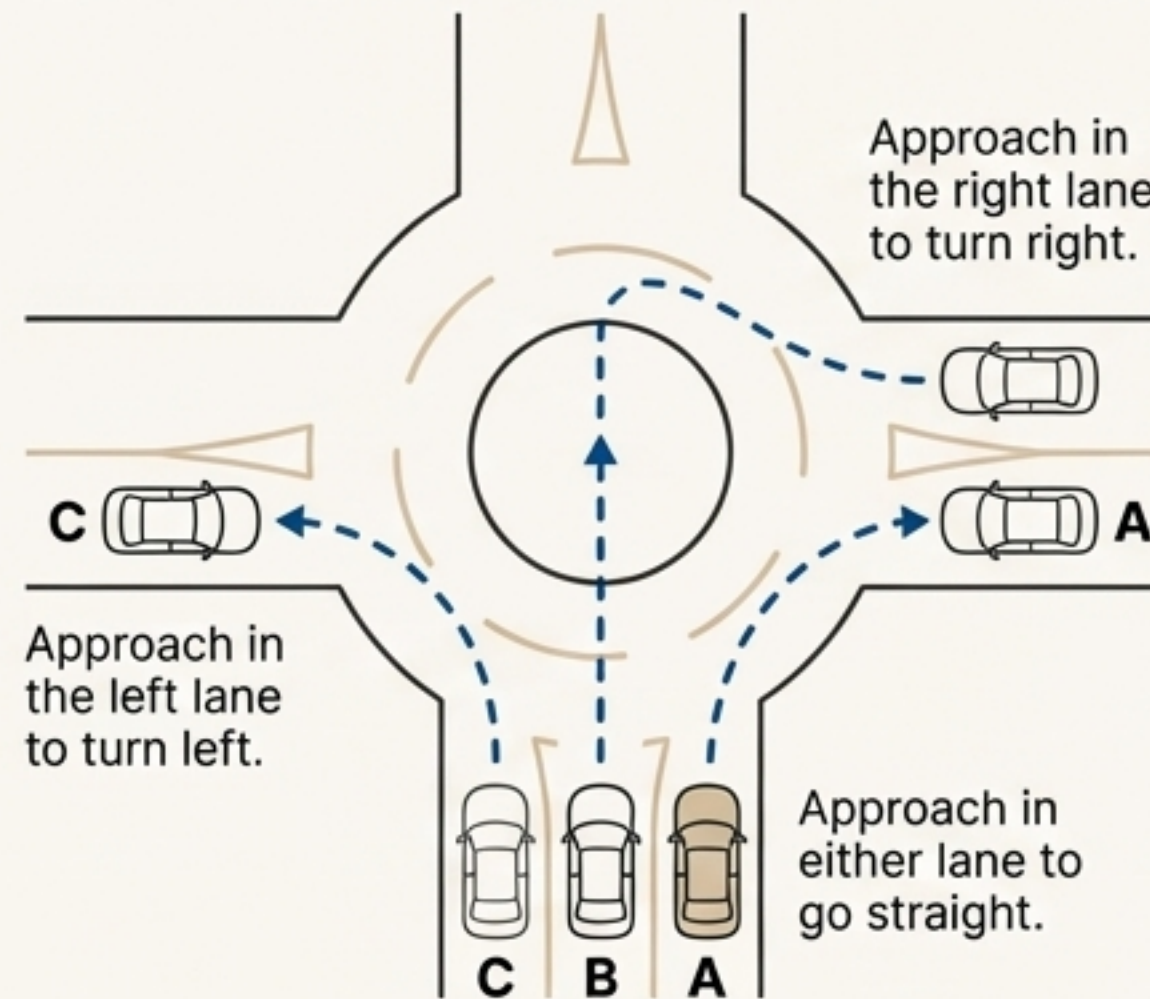
Rule: Green lights will flash just before changing.

When you see this, **slow down and prepare to stop.** DO NOT accelerate to 'beat' the lights.

Statistic: In 2014 a total of 138 accidents were caused by vehicles jumping the red light.

Roundabouts

Give way to all vehicles already in the roundabout moving from your left.



Key Signage



You **must** come to a complete stop before the line.



You **must** slow down and stop if necessary to avoid a collision.

When Things Go Wrong: Your Responsibilities in a Crash

Legal Duty: In the case of a traffic accident, all road users **must** give every possible assistance to the victims, especially those who are injured. (Article 12)



1. Check for Injuries: If anyone is hurt, dial 999. Do **not move injured people** unless in immediate danger.



2. Move Vehicles: In Dubai, if a crash occurs where both vehicles are drivable, they **should be moved** to the side of the road to avoid fines.




3. Warn Others: Turn on hazard lights. Place a warning triangle 50m behind the vehicle if it cannot be moved.

The Police Report

The police will arrive and fill out an accident form.



Pink Copy: Given to the driver at fault.



Green Copy: Given to the other driver.

Crucial Note: No repairs of any damaged vehicle may be undertaken without written permission [from the police report].

Drive Smarter, Not Harder: Eco-Friendly Habits that Save Fuel and Money

Saving fuel while you drive involves a less aggressive attitude behind the wheel. It is also a safer way to drive. Harsh acceleration and braking can use up to 30% more fuel.



Accelerate Gradually:
Smooth driving can save up to 10% of fuel.



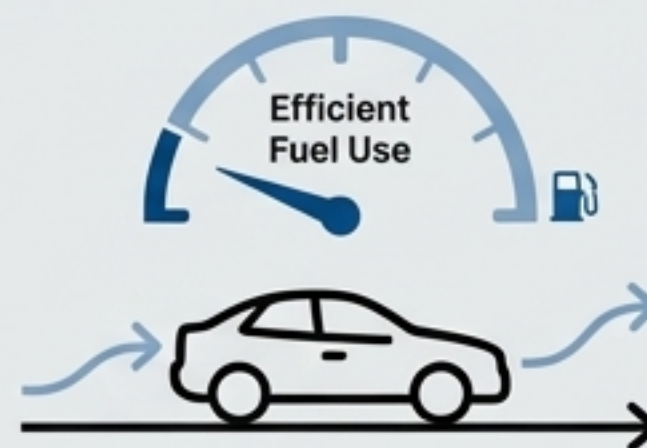
Change Gears Earlier (Manual): Move to higher gears quickly; high revs burn more fuel.

Aggressive Driving



Aggressive style wastes up to 30% more fuel.

Eco-Driving



Smooth style can save up to 10% of fuel.



Brake Smoothly:
Look well ahead to anticipate stops, allowing you to brake early and gently.



Maintain Speed:
Driving over 110 km/h can cost 25% more in fuel compared to 80 km/h.



Check Tire Pressure:
Low pressure creates drag and uses more fuel. Check pressure every time you fill up.



Your License is the Beginning of a Lifetime of Learning

The practice you do with your driving instructor is the safest time to build your experience.
Now that you are able to drive without one, your real learning will begin!
It is up to you to improve your driving, to drive safely and obey the rules.

The Five Skills You Will Develop with Experience:

1. **Car Control:** Steering, braking, and using controls become automatic.
2. **Visual Scanning:** Looking ahead, to the sides, and in mirrors becomes second nature.
3. **Thinking & Responding:** Judging distances and anticipating hazards improves.
4. **Identifying & Weighing Risks:** Your ability to see a risk and take the right action grows.
5. **Making Decisions:** Choosing the right speed, lane, and moment to act becomes more refined.

Keep learning, drive safely, and enjoy your driving experience.