



THE **MIGHTY LINE** GUIDE TO A SAFE AND EFFICIENT WORKPLACE



MIGHTY LINE
The Only Durable Stripe

Patent No. 8,088,480
Patent No. 8,343,292

THE **MIGHTY LINE** GUIDE TO A SAFE AND EFFICIENT WORKPLACE

Our Floor Tapes, Floor Signs and a 5S approach will yield measurable results.

The more clarity, logic and clear communication you can bring to a workplace environment, the more safely and efficiently it will operate. Using Mighty Line products, in conjunction with a 5S organizational method, will result in tasks being completed more easily and quickly, and a decrease in workplace injuries.

THE BASIC **5S** STEPS:

SORT Leave in place only the items necessary to obtain optimal production.

SET IN ORDER Use colors of Mighty Line floor tapes and floor markers to show work flow patterns, delineate work areas, and mark proper placement of tools, inventories, and machinery.

SHINE When you keep things scrubbed, swept and sanitized, your environment can actually lift morale.

STANDARDIZE Ensure everyone knows what they're supposed to do, how best to do it, and when to do it, until it all becomes routine. Our floor tapes, floor signs and placement markers can play a big role here.

SUSTAIN These practices are more than rules—they must become an integral part of your company culture. Over time you'll adjust signs, markings, etc. as necessary.

So where do you start?

Start with a plan. Think about what items you need most often, and which are unnecessary. Which items should be nearer to each other? Which should be closer to the shipping area?

Mark everything. Where should that trash can always stay? Mark it. Become a neutral observer and walk through your facility -- where are the most likely collision points? Which passageways tend to get blocked? What are the safety hazards?

Document and store your plan. Consider taking photographs of the layout and flow lines, etc. Conduct an annual review of the plan and revise and correct as needed.

COMMON USES OF MIGHTY LINE FLOOR TAPES AND SIGNS AS PART OF A PLAN



Mighty Line carries all the products you need to implement the 5S method at your facility.





THE MIGHTY LINE 5S FLOOR TAPE COLOR RECOMMENDATIONS

Might Line Color recommendations are based on industry common practice.



	YELLOW	<i>Use to signify safe paths for walking</i>
	RED	<i>For dangerous areas, emergency exit areas</i>
	WHITE	<i>Production equipment: machines, carts, incoming racks</i>
	GREEN	<i>Safety-related areas: eye wash stations, safety showers etc.</i>
	ORANGE	<i>Machinery parts areas</i>
	BLUE	<i>Works in progress/equipment under repair zones</i>
	BLACK	<i>Finished goods area</i>
	YELLOW WITH BLACK DIAGONALS	<i>Extra caution walkways</i>
	WHITE WITH RED DIAGONALS	<i>Safety equipment areas: Fire extinguishers, electrical panels, AED machines, etc.</i>





Mighty Line can help you implement a custom 5S system at your facility.



MIGHTY LINE FLOOR SIGNS KEEP THE SPACE SAFE

Mighty Line Floor Signs

Signs are important in places where detailed information is necessary. Below are some of our most requested signs—and we'll custom-make signs for your particular needs.



FLOOR TAPE & FLOOR SIGN INSTALLATION TIPS:

Ensure installation area is clean and dry, and floor is above 50°F.

Adhere an edge of floor tape/sign to floor and remove the adhesive backing as the tape/sign is stuck to the floor.

As you go, work out air bubbles from under the sign.

Stay Safe. Stay Efficient. Stay OSHA Compliant.

OSHA mandates that employees' walkways and work areas be clearly marked -- and the penalties are hefty. But even without OSHA, you have plenty of incentive to use Mighty Line Floor Tapes and Floor Signs: safety, efficiency, productivity, and ultimately, profitability.





MIGHTY LINE. THE ONLY DURABLE STRIPE.



ShieldMark, Inc.

20228 Detroit Road, Rocky River, OH 44116

800-714-9980

FAX 440-220-4381

info@mightylinetape.com

www.mightylinetape.com

©2016 Shieldmark, Inc. Mighty Line Tape is a brand of Shieldmark, Inc.