

"Save"ty[®]
Since 2003

2020
Yellow Products

FACILITY ASSET PROTECTION



**Dock
Equipment**



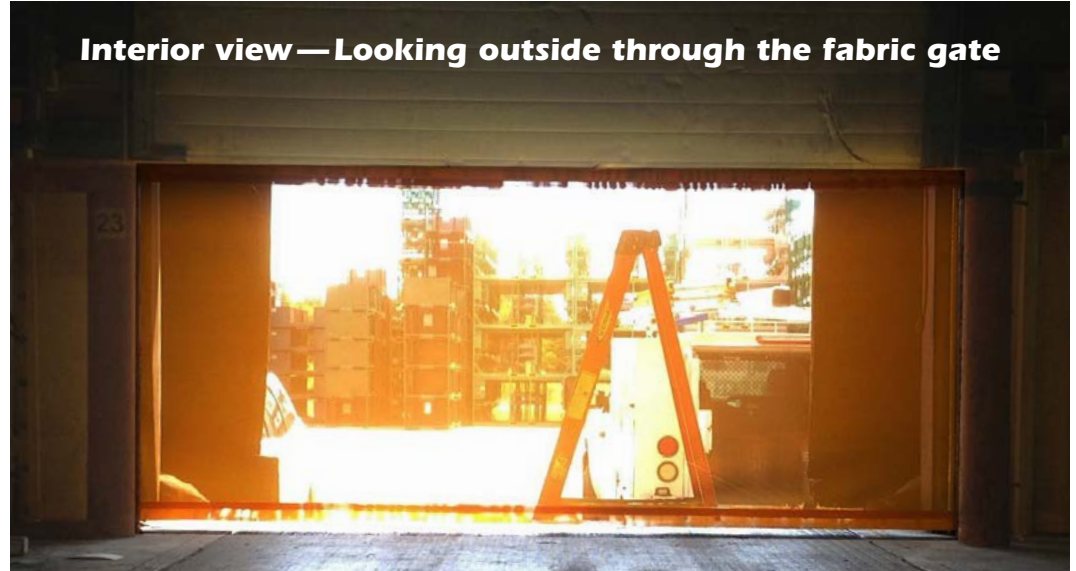
**IN
STOCK**

**WE
HAVE
GATES**



Protecting The Supply Chain.

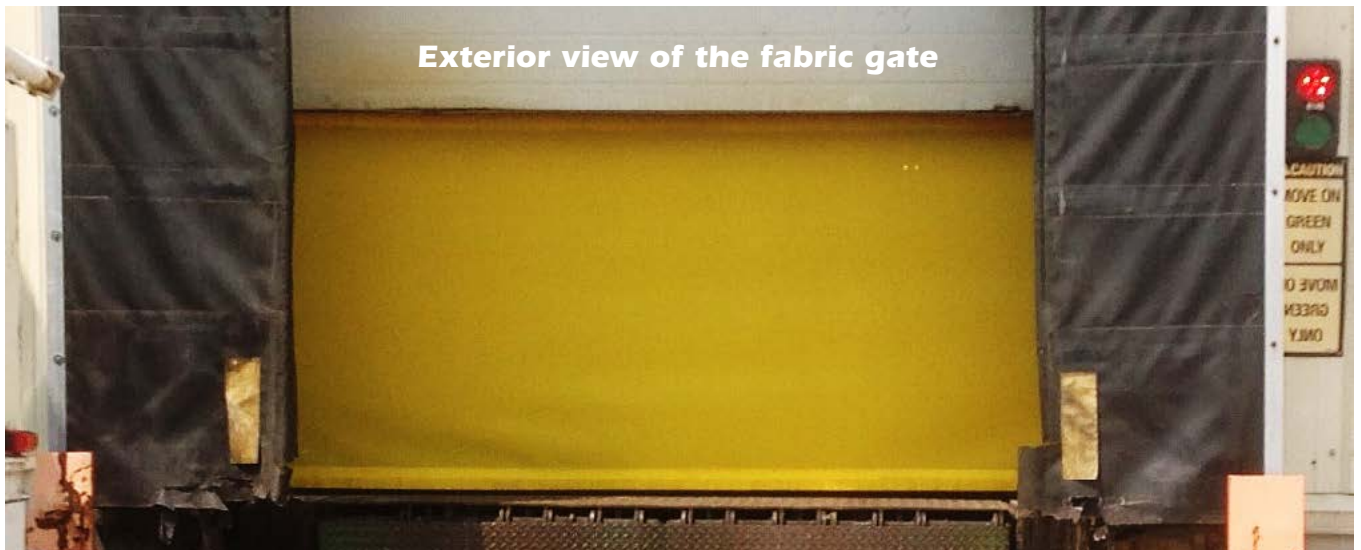
Fabric Savety Gate



Interior view — Looking outside through the fabric gate

Our Fabric Savety Gate is perfect for dock doors that are often open. The Fabric Gate protects against unwanted visitors, insects, birds, and debris from entering the work area while allowing air to flow through. Our design allows for easy operation, requiring just 3 lbs of pull force to extend the gate. A locking feature prevents unwanted entry and theft.

- Accommodates doors from 8' – 16'
- High visibility
- Breathable fabric lets air circulate
- Small gap at base of the gate
- Easily retracts, requiring only 3 lbs of pull force
- Ratchet mechanism controls tension
- Locking feature included to prevent unwanted entry
- 48" tall — meets OSHA guidelines for fall protection
- Impact rating — 1000 lbs @ 4 M.P.H.



Exterior view of the fabric gate

Dock Gates



Rotating gates: widths from 4' to 14'



Open dock



Interior View



Exterior View

Rotating Dock Gate

Provides security, creates awareness and fall protection.

- Mounts over a 42" tall bollard which is required.
- Choose widths from 4' to 14'.
- Install two gates to meet in the center to accommodate space restrictions if needed.
- Add an optional bollard with eyelet at the opposite end for security.



Rolling Dock Safety Gate

Permits safe access in and out of the loading dock area with easy access and no lift and pinch hazards.

- Available in 8', 10', and 12' sizes
- Durable 1.66" O.D. steel
- Powder coated safety yellow
- OSHA 1910.29 compliant for fall protection
- Rolling design eliminates lifting and pinch hazards
- Mounting hardware optional
- Locking caster design reduces drift
- Easy installation – anchor base in minutes and you're done.



Dock Stop Lite



CREATE A REAL BARRIER

- Stop fork trucks from driving or backing off the dock
- Dock Stop includes two rotating arms
- Includes two 42" bollards with 10" x 10" x 1/2" base plates
- Locking slide bars with locking pin
- Impact rated for 4000 lbs at 4 mph
- 8', 9', 10', 11' and 12' door sizes in stock
- Built in height-levelers, so arms meet in the middle every time
- Powder coated safety yellow
- Include reflective 'Stop' signs



Slide Bar Handle and Locking Pin



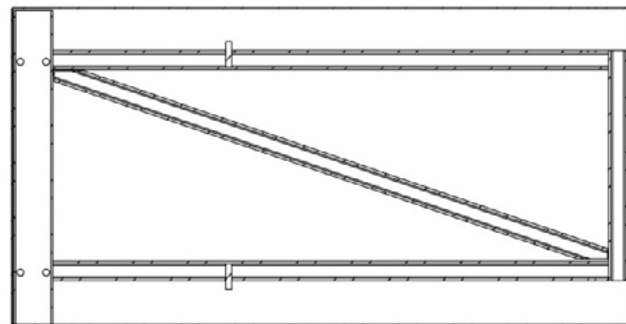
Dock Stop Heavy Duty

OUR STRONGEST DOCK GATE EVER! DOCK STOP **HD**

- Oversized 12" x 12" x 5/8" base plates with gussets for strength
- No pinch points when gate is closing
- 5" steel posts powder coated steel caps
- Robust 1" pins support gate arms
- Adjustable wrap around plate bolts to post to support gate arms
- Reinforced cross bar for strength behind panels
- OSHA compliant at 42" tall
- Impact rating — 10,000 lbs. @ 5 M.P.H.



Wrap Around Hinge Brackets For Strength



Reinforced Cross Bar



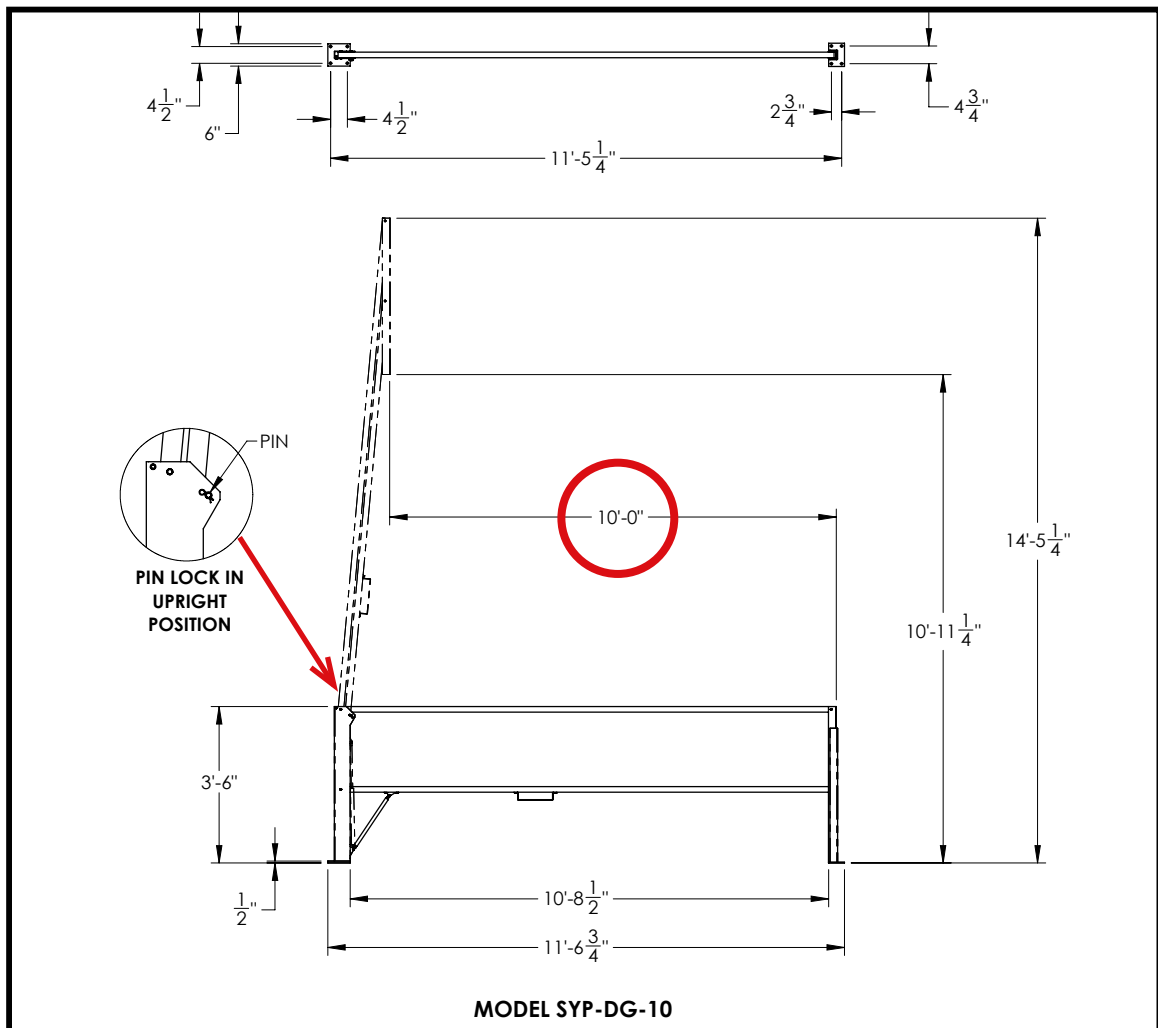
Lift Gates: 8', 10' & 12' clear opening

Dock Door Gates

Ideal for overhead doors. Great visibility to prevent accidents.

The "Save"ty Yellow Dock Gate is fabricated and bolts to post creating visibility. It is an economical and simple solution to comply with OSHA fall protection.

- Available in an 8', 10' and 12' clear opening.
- All sizes in stock.
- 42" tall at top of rail.
- New locking-pin design.
- Air actuation cylinder holds gate open during deliveries or shipments.



Hand Rails and Door Track



Indoor




Outdoor

Hand Rails

Modular hand rail protects employees from entering areas that are unsafe.

- Rails are powder coated yellow for long lasting durability.
- Easy installation, simply assemble and anchor down.
- Easy replacement of damaged sections or relocation.
- Stocked sizes: 4', 6', and 8' sections; can be cut down in the field.
- 1.66" O.D., OSHA compliant.
- 42" tall standard, ADA available.
- Fittings for mezzanine installation available.
- Anchors available upon request.

Galvanized cast iron fittings




Door Track Protectors

Door Track protects overhead door track from damage while placing or retrieving pallets.

- Available with or without safety bevel.
- Eliminates expensive service calls for door repair.
- Available without baseplate.
- Standard duty for fork truck and commercial applications.
- Full 7" depth, up to 14" available.
- 36" and 48" tall in stock.
- 3/16 material, 1/4" base
- 1/4" available



4" Square Bollards In Stock



Yellow and red bollards



Direct bury bollards

We have thousands ready to ship!



FAST DELIVERY

SURFACE MOUNT				
OD	HEIGHT	BASE	COLOR	TOP
4" sq.	42"	10x10x1/2"	Yellow	Steel
4.5"	24", 36", 42"	8x8x1/4"	Yellow or Red	Plastic cap
5.5"	24", 36", 42"	8x8x1/4"	Yellow	Plastic cap
6.5"	24", 36", 42"	9x9x1/2"	Yellow	Welded
IN GROUND BOLLARDS				
OD	HEIGHT	BASE	COLOR	TOP
5.5"	84"	NONE	Yellow	OPEN
6.5"	84"	NONE	Yellow	OPEN
8.5"	84"	NONE	Yellow	OPEN

"Save"ty Yellow Products ▪ 3550 Legacy Blvd.
 St. Charles, IL 60174 ▪ www.save-ty.com
 Phone: 877-728-3891 ▪ Fax: 630-876-1993