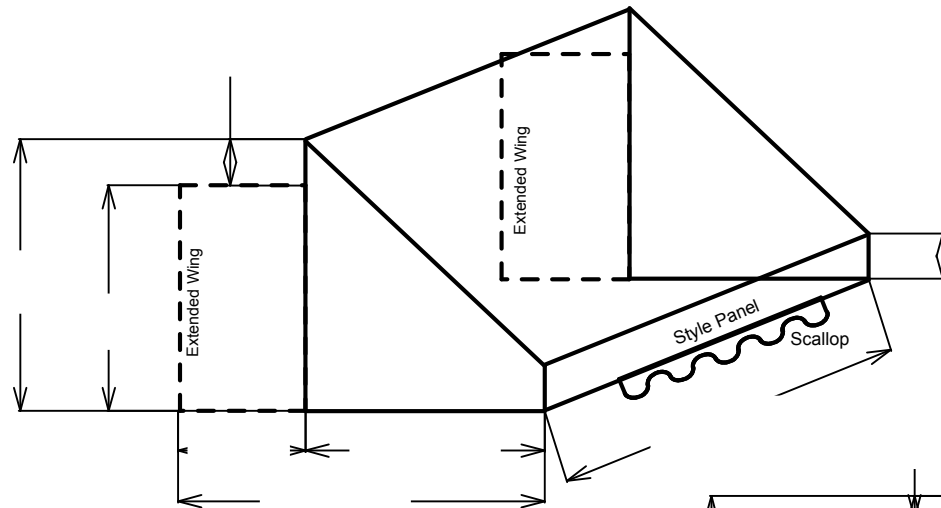
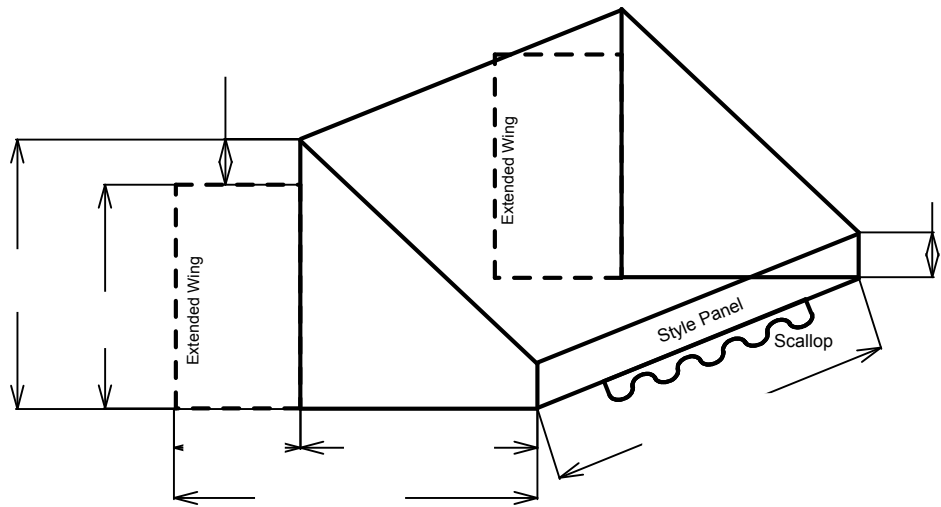


# Awning Measure Sheet

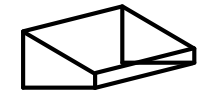
NOTE: Awnings need 2 1/2" per foot min. of drop to warrant against leaks



**Step Down or Roll Form**  
Roll Form Available in Tan or White Only  
Scallop  
Y or N



**Sun Craft**  
Comes with Scallop built in to the measurement  
Scallop  
Y or N



**Sun Master**  
Comes with Scallop built in to the measurement  
Scallop  
Y or N

**Stepdown & Scallop Colors Available:**

- (AI) Antique Ivory, (AB) Autumn Brown, (CG) Cadet Gray, (FG) Fern Green, (HB) Heron Blue, (HG) Hunter Green, (HR) Hunter Red, (IG) Ivy Green, (JY) Jonquil Yellow, (M) Maroon, (MT) Mocha Tan, (PW) Polar White, (RB) Raven Black, (SC) Sierra Clay, (TC) Terra Cotta, (VC) Vivid Cream, (WB) Wedgewood Blue, (W) Wicker

**Canvas or Vinyl**

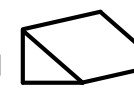
Open or Closed End  
Rigid Valance or No Valance



Convex



with Rigid Valance



Traditional



with Rigid Valance



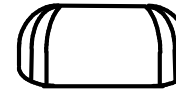
Blade



Concave



Flat Face Marquee



Ext Dome



Dome

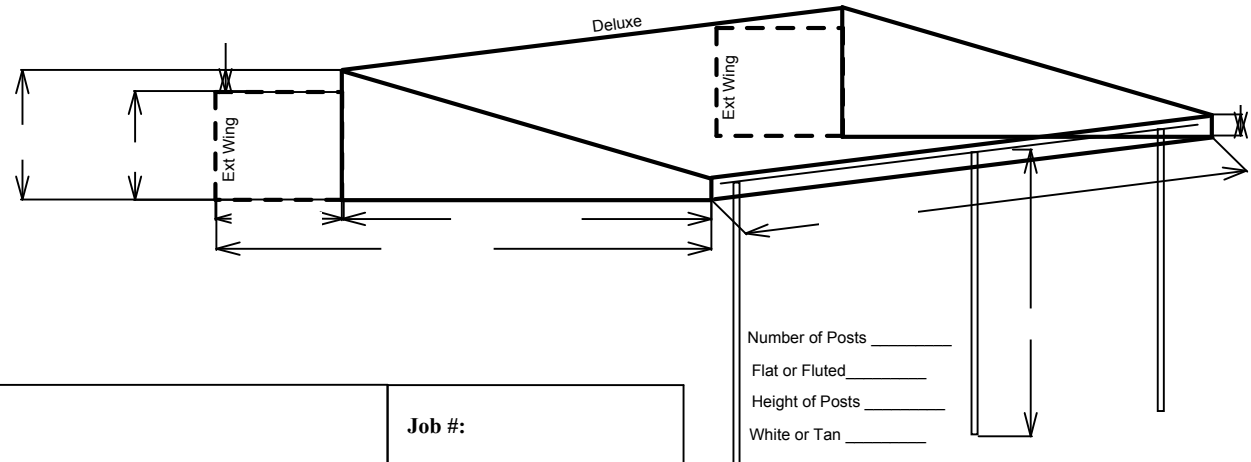


Sign Box



Traditional Gable

Available in above colors and more



Number of Posts \_\_\_\_\_  
Flat or Fluted \_\_\_\_\_  
Height of Posts \_\_\_\_\_  
White or Tan \_\_\_\_\_

**PATTON ALUMINUM PRODUCTS INC.**  
www.pattonaluminum.com  
937.845.9404 Fax 937.845.9424

ATTN:

<b>Customer:</b>	<b>Date:</b>	<b>Job #:</b>
<b>Job Name:</b>	<b>PO #:</b>	<b>Quote #:</b>