



Building Performance Equipment, Inc.®

Sustainable, Reliable and Energy Efficient Ventilation Systems



BPE S10, Quiet 10"
Inline Duct Fan with
Speed Controller -
Exhaust Fan for
Heating Cooling
Booster, Grow
Tents, Hydroponics

Electric fan	Exhaust Fan
Design	
Power Source	Corded Electric
Room Type	Kitchen, Bathroom
Recommended	Indoor, Home
Uses For	
Product	
Included	Remote, Cord
Components	
Brand	AC Infinity
Indoor/Outdoor	Indoor
Usage	
Color	Black
Number of Speeds	8
Control Method	App

SPECIFICATIONS

MODEL | CLOUDLINE S10

DUCT SIZE | Ø 10"

POWER USAGE | 136 Watt


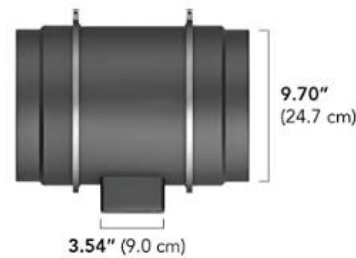
CONTROLLER | Speed Controller

ENGINE | EC-Motor PWM

AIRFLOW | 1201 CFM

NOISE | 48 dBA

SPEED | 8 + Power Switch



SPEED CONTROLLER

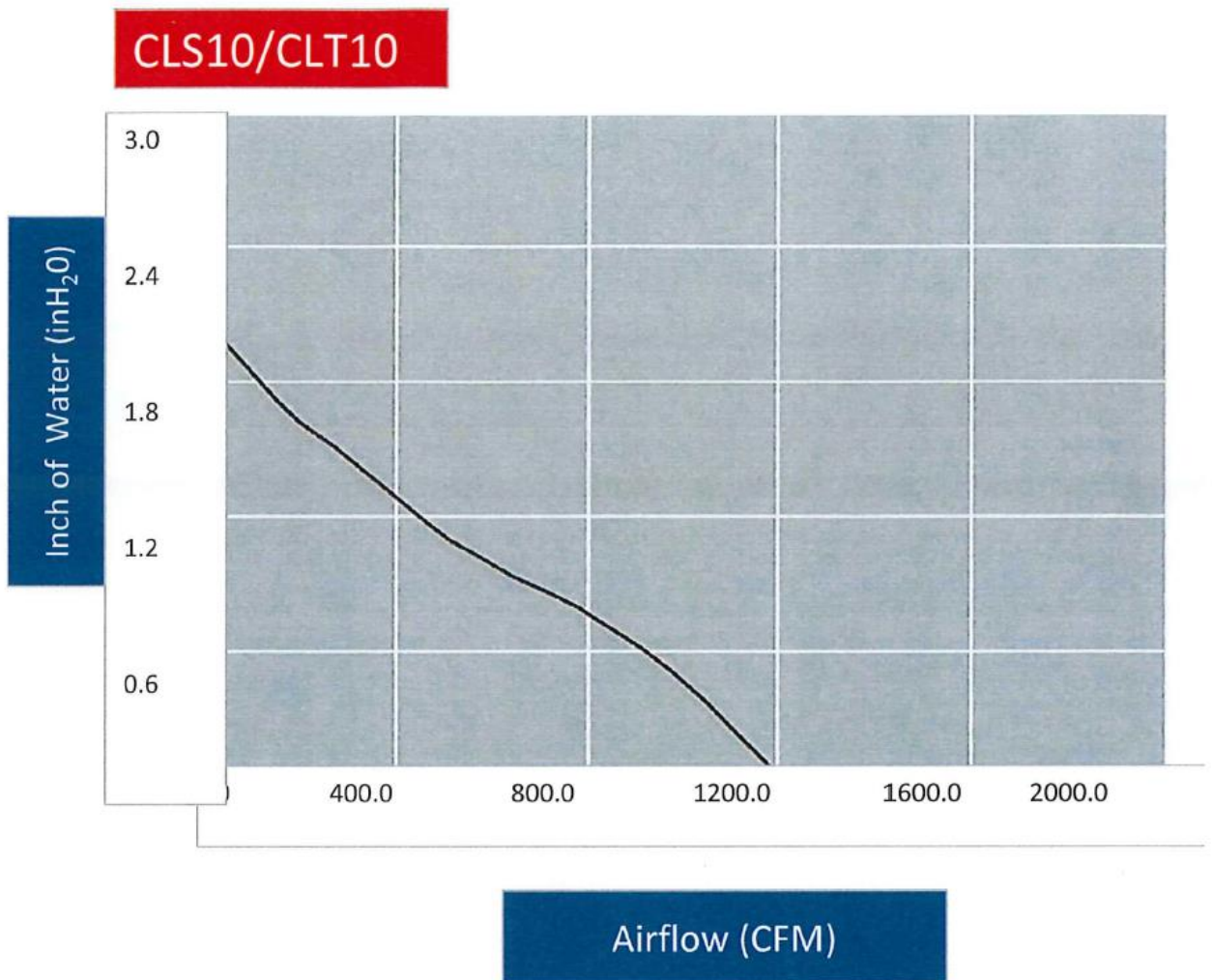


Eight fan speeds with power switch, controlled by PWM (Pulse Width Modulation).

Backup memory remembers speed settings even with power off and on cycles.

Includes machine and wood mounting screws to secure controller onto a wall.

This controller is designed to upgrade existing wired speed controllers to remotely adjust its settings, optimizing airflow and managing noise in HVAC.



About this item

- Designed to ventilate hydroponic grow rooms, transfer heating/cooling, cool AV closets, and exhaust odors.
- Features an 8-speed manual controller utilizing PWM. See T-Series for temperature and humidity controls.
- Mixed flow design combined with a PWM-controlled EC-motor for a truly quiet and energy efficient performance.
- Kit also includes corded sensor probe, AC power plug, two duct clamps, and required mounting hardware.
- Duct Size: 10" | Dimensions: 11.3 x 15.1 x 12.2 in. | Airflow: 1201 CFM | Noise: 48 dBA | Bearings: Dual Bal