



# Building Performance Equipment, Inc.®

Sustainable, Reliable and Energy Efficient Ventilation Systems



BPE S8, Quiet 8"  
Inline Duct Fan with  
Speed Controller -  
Ventilation Exhaust  
Fan for Heating  
Cooling Booster,  
Grow Tents,  
Hydroponics


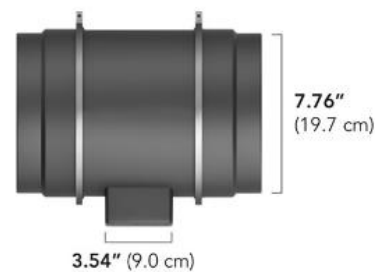
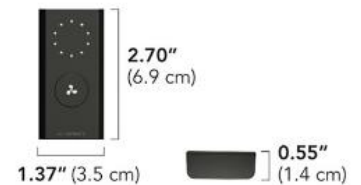
Electric fan	Exhaust Fan
Design	
Power Source	Corded Electric
Room Type	Kitchen, Bathroom
Recommended	
Uses For	
Product	Indoor, Home
Included	
Components	Remote, Cord
Brand	AC Infinity
Indoor/Outdoor	
Usage	Indoor
Color	Black
Number of Speeds	8
Control Method	App

## SPECIFICATIONS

UIS™

MODEL | CLOUDLINE S8  
DUCT SIZE | Ø 8"  
POWER USAGE | 78 Watt  
CONTROLLER | Speed Controller

ENGINE | EC-Motor PWM  
AIRFLOW | 807 CFM  
NOISE | 38 dBA  
SPEED | 10 + Power Switch



## SPEED CONTROLLER



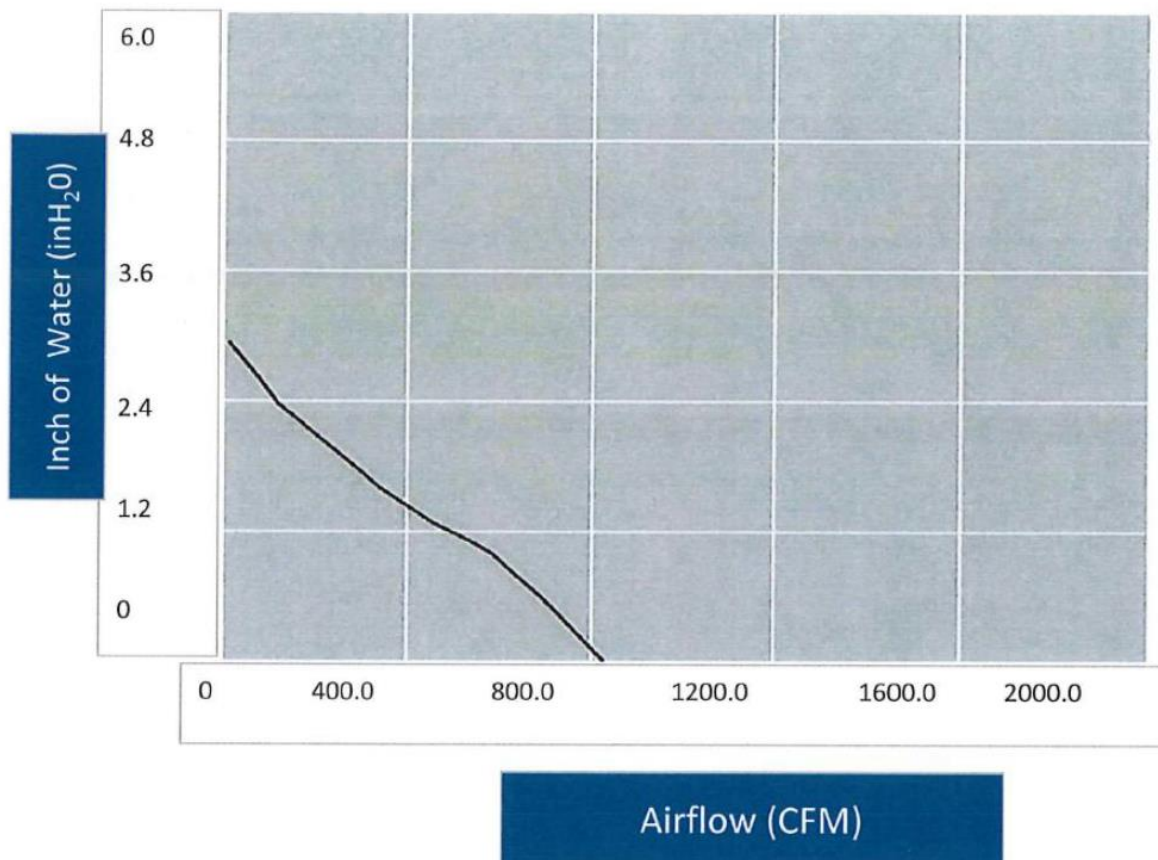
Eight fan speeds with power switch, controlled by PWM (Pulse Width Modulation).

Backup memory remembers speed settings even with power off and on cycles.

Includes machine and wood mounting screws to secure controller onto a wall.

This controller is designed to upgrade existing wired speed controllers to remotely adjust its settings, optimizing airflow and managing noise in HVAC.

CLS8/CLT8



## About this item

- Designed to ventilate hydroponic grow rooms, transfer heating/cooling, circulate air, cool AV closets, exhaust odors.
- Features an 8-speed manual controller utilizing PWM. See T-Series for temperature and humidity controls.
- Mixed flow design combined with an EC-powered motor for a truly quiet and energy efficient performance.
- Kit also includes corded AC power plug, installation manual, and all necessary mounting hardware.
- Duct Size: 8" | Dimensions: 8.5 x 11.9 x 9.2 in. | Airflow: 807 CFM | Noise: 39 dBA | Bearings: Dual Ball