



Item # _____

Job _____

FLEXLINE™ CARTS AND DRAWERS

Flexible options. Designed around you.

Flexline™ is designed with interchangeable components and accessories that can be combined in different configurations to conform to various applications.

- **Infection Control:** Flexline helps improve Infection Control with a cleaner design that includes corrosion proof polymer materials, smooth rounded corners to allow for easy cleaning and *Microban® Antimicrobial Product Protection that keeps the cart cleaner between cleanings.
- **Easy Mobility:** Lightweight polymer construction, integrated cart handles and 5" (127mm) polyurethane casters, 2 directional and 2 total lock, provide for smooth transport and nimble maneuvering.
- **Active Security:** Security can range from key locks to keyless entry electronic locks. The Electronic locks provide several levels of sophistication from simple keyless entry to auto-locking and audit trails. Card Readers (Proximity, Magnetic, & Bar Code) are an optional upgrade to the full feature electronic lock.
- **Passive Security:** Drawers can be individually sealed with serialized plastic security seals or simply place a seal on the cart latch and seal all drawers with one seal.
- **Added Security:** Additional secure storage may be had by specifying locking side bins. When ordered these bins will be secured by the carts locking mechanism, either on the key lock side or passive lock side of the cart.
- **Field Upgradeable:** Drawers and many accessories may be added or reconfigured at the facility. Choose your drawers and accessories for today's application needs and change them to meet tomorrow's.
- **Organization and Identification:** Self-closing, full access drawers in a variety of heights, drawer dividers and labels, side storage accessories and an overbridge system are available to allow for easy access and identification of cart contents.
- **Spacious Worksurface** provides a smooth writing surface or ample space for prep work. For additional work space an optional pass through side shelf is available as an added bonus.
- **Identifiable:** Clean, contemporary design looks great in any professional environment. Ten drawer pull colors are available for easy identification of the cart or drawer purpose.
- **Configurations That Fit Your Budget:** Flexline is available in four heights and two widths and can be configured with or without a range of accessories, your choice!



FLCOM-LT



FLPROC2



Metro incorporates several elements in its product design to support a facility's infection control processes:

- Microban® antimicrobial protection helps keep products "cleaner between cleanings"
- Polymer and other proprietary finishes provide corrosion resistance
- Smooth rounded corners to allow for easier cleaning

Look for the "red check" symbol for this added protection



*Microban® antimicrobial product protection helps keep surfaces "cleaner between cleanings" by inhibiting the growth of bacteria, mold and mildew that cause odors and stains on the shelf surface.

*MICROBAN® and the MICROBAN® symbol are registered trademarks of the Microban Products Company, Huntersville, NC.



InterMetro Industries Corporation
North Washington Street
Wilkes-Barre, PA 18705
www.metro.com

EMERSON™
Commercial & Residential Solutions



Flexline™
Carts and Drawers

35.30



FLEXLINE™ CARTS AND DRAWERS

Packages include carts and accessories.



Code Response Package FLCRP1



Code Response Package FLCRP2



Code Response Package FLCRP3



Code Response Package FLCRP4



Code Response Pediatrics FLPED1



Anesthesia Package FLANES1



Isolation Package FLISO1



Isolation Pediatrics FLISO3



Bedside Package FLBED



Treatment Package FLTMENT1



Treatment Package FLTMENT2



Procedure Package FLPROC1



Procedure Package FLPROC2



Cast Package FLCAST



Endoscopic Package FLEND0



Dressing Package FLDRS



Med/Surge Package FLMDSRG



Central Line Package FLCLINE



Airway Package FLAIR



Nurse Server Package FLNURSE

Optional Drawer Pull Colors

Other drawer pull colors can be configured via Build-A-Cart from the Metro Healthcare Solutions Guide or the Metro Configurator. Both are accessible at Metro.com

Color Reference Metro Code



Body Color



FL-CB



FL-GR




FL-YL




FL-OR




FL-RD




FL-WHT




FL-PK



FL-VL



FL-SB



FL-TPE



Metro incorporates several elements in its product design to support a facility's infection control processes:

- Microban® antimicrobial protection helps keep products "cleaner between cleanings"
- Polymer and other proprietary finishes provide corrosion resistance
- Smooth rounded corners to allow for easier cleaning

Look for the "red check" symbol for this added protection



FLEXLINE™ CARTS AND DRAWERS

Specifications:

- **Cart Body:** Blow molded high density polyethylene (HDPE) body panels and top with Microban antimicrobial product protection. Top has integrated push handle. Side panels provide integrated accessory strips to allow no tool assembly of most accessories. Bins are available as locking or non-locking.
- **Cart Frame:** Epoxy coated 14 gauge, cold rolled steel
- **Locking Mechanism:** 12 gauge stainless steel bar with polycarbonate drawer mounted lock tabs. Passive security provided for drawers and left side bins (optional) with plastic security seal. Key lock mechanism provided for drawers and right side bins (optional). Electronic locks are optional for key lock carts.
- **Casters:** Four 5" (127mm) diameter stem casters with polyurethane tread and polymer horn: 2 Swivel lock — Rear, 2 total lock (brake and swivel lock) — Front.
- **Wheel Base:** Built-in extended base frame provides cart stability to adequately support articulating arms and overbridge accessories.
- **Drawers:** ABS injection molded drawer body, blow molded HDPE with Microban antimicrobial drawer front, ABS and Microban antimicrobial injection molded colored drawer pull and full extension, self-closing, ball bearing drawer slides.

Inside Dimension: 16³/₄" x 20" (425 x 508mm)

	Weight Capacity	Inside Height
3" (76mm)	= 15 lbs. (6.75kg)	2.75" (70mm)
6" (152mm)	= 25 lbs. (11.25kg)	5.75" (146mm)
9" (228mm)	= 45 lbs. (20.25kg)	8.75" (222mm)
12" (305mm)	= 45 lbs. (20.25kg)	11.75" (298mm)

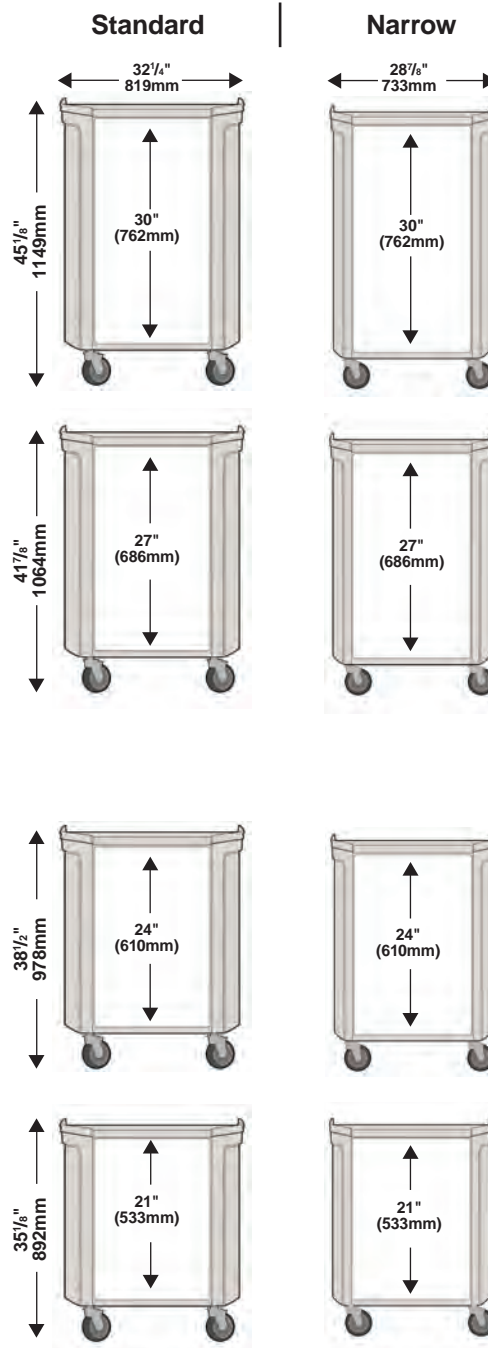
- **Pullout shelf:** 1.75" (44mm) high epoxy coated 16 gauge cold rolled steel, with full extension, self-closing, ball bearing drawer slides. Weight Capacity: 45 lbs. (20.25kg)

Standard Cart Dimensions (D x L x H):

22 ³ / ₈ " x 32 ¹ / ₄ " x 45 ¹ / ₈ "	(568 x 819 x 1149mm)
22 ³ / ₈ " x 32 ¹ / ₄ " x 41 ⁷ / ₈ "	(568 x 819 x 1064mm)
22 ³ / ₈ " x 32 ¹ / ₄ " x 38 ¹ / ₂ "	(568 x 819 x 978mm)
22 ³ / ₈ " x 32 ¹ / ₄ " x 35 ¹ / ₈ "	(568 x 819 x 892mm)

Narrow Cart Dimensions (D x L x H):

22 ³ / ₈ " x 28 ⁷ / ₈ " x 45 ¹ / ₈ "	(568 x 733 x 1149mm)
22 ³ / ₈ " x 28 ⁷ / ₈ " x 41 ⁷ / ₈ "	(568 x 733 x 1064mm)
22 ³ / ₈ " x 28 ⁷ / ₈ " x 38 ¹ / ₂ "	(568 x 733 x 978mm)
22 ³ / ₈ " x 28 ⁷ / ₈ " x 35 ¹ / ₈ "	(568 x 733 x 892mm)



All Metro Catalog Sheets are available on our website: www.metro.com



InterMetro Industries Corporation

North Washington Street • Wilkes-Barre, PA 18705 • 570.825.2741
Fax: 800.638.9263 (East Coast/Canada) • Fax: 800.638.3292 (West Coast)

FOR PRODUCT INFORMATION/CUSTOMER SERVICE:
U.S./Canada/Latin America: 1.800.992.1776 • Europe: +31.76.587.7550
Asia/Pacific: +65.6567.8003 • Middle East/Africa: +971.4.811.8286

Information and specifications are subject to change without notice. Please confirm at time of order

L02-177e
Rev. 2/14
Printed in U.S.A.

Copyright © 2014 InterMetro Industries Corp.