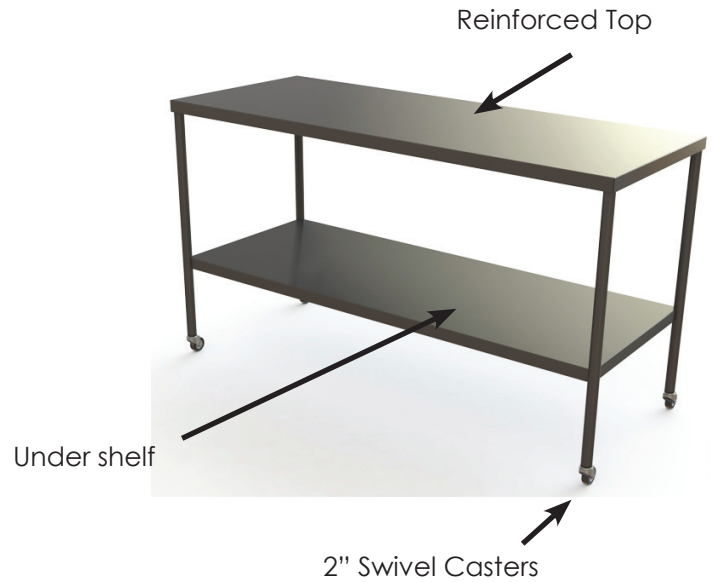


**STANDARD FEATURES - INSTRUMENT TABLES**

**Instrument Tables come Standard with:**

- Fully welded construction
- Reinforced tops
- Stainless steel legs (1 1/4" 16 gauge)
- Stainless steel top (16 gauge type 300 series)
- Stainless steel under shelf (18 gauge type 300 series)
- 2" Swivel Casters



**Optional Features of Instrument Tables:**

- 3" Swivel Casters
- Locking Casters
- Drawers under all sides
- Guard Rails on 3 sides (available on top or bottom shelf)
- H or U Braces instead of under shelf
- Side Extensions
- 1" Lip on back
- Multiple under shelves

**Model Numbers and Overall Dimensions**

Model Number	Overall Dimensions
T0001	20"D x 16"W x 34"H
T0002	30"D x 16"W x 34"H
T0003	36"D x 24"W x 34"H
T0004	48"D x 24"W x 34"H
T0005	60"D x 24"W x 34"H
T0006	72"D x 24"W x 34"H
T0049	48"D x 20"W x 34"H
T0053	30"D x 28"W x 34"H
T0054	72"D x 30"W x 34"H
T0058	36"D x 20"W x 34"H
T0059	60"D x 30"W x 34"H
T0088	33"D x 18"W x 34"H
T0101	36"D x 30"W x 36"H
T0115	20"D x 20"W x 34"H


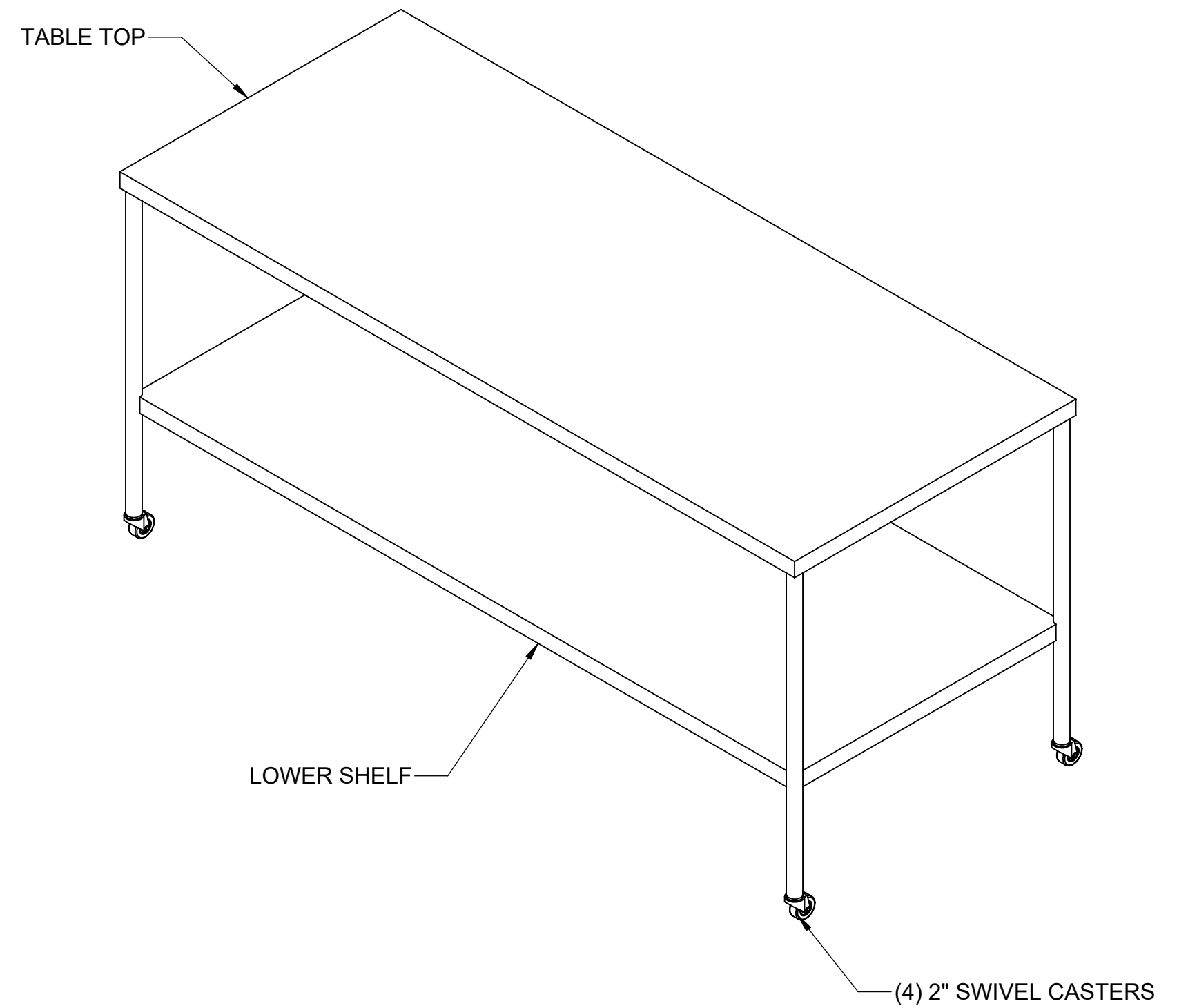

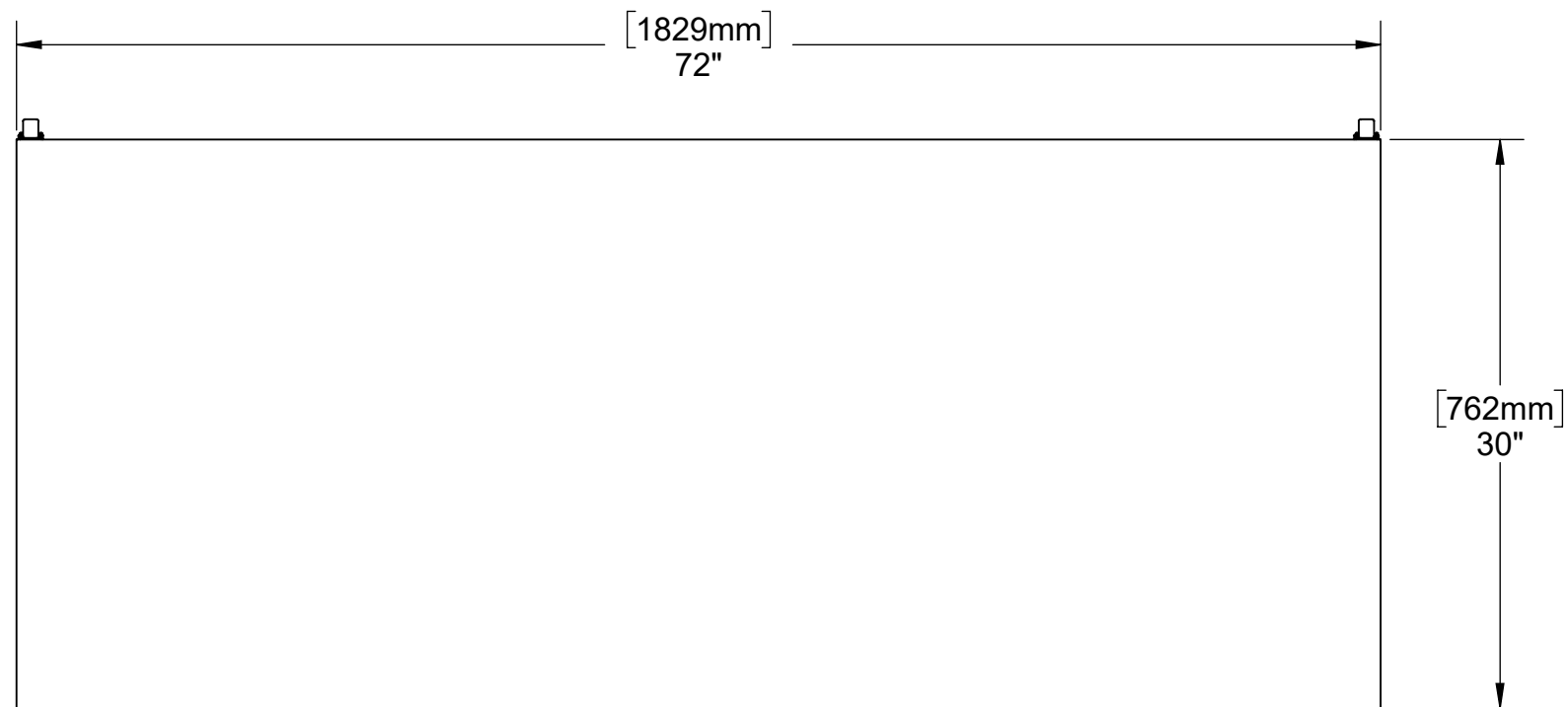
Design Approval- **ALL CUSTOM DESIGNS ARE NON-CANCELLABLE AND NON-RETURNABLE.** This endorsed approval drawing must be received in order to release your order for production. Manufacturer reserves the right to alter design to current manufacturing standards. By signing, you certify your approval in the following areas:

- Overall Dimensions
- Hardware (fixtures, casters, accessories)
- Material
- Delivery Access (will it fit through doors)
- Construction and Design
- Facility Integration (rough in alignment, etc)

Approval Signature \_\_\_\_\_ Date: \_\_\_\_\_

Print Name *and* \_\_\_\_\_ Title \_\_\_\_\_

(Signature, Date, Printed Name & Title are all required)



- NOTES:
1. MATERIAL: 300 SERIES STAINLESS STEEL
  2. WELDED CONSTRUCTION
  3. STANDARD MATERIAL THICKNESS FOR INSTRUMENT TABLE COMPONENTS IS AS FOLLOWS:
    - LEGS: 1.25 DIA., 16 GAGE
    - TABLE TOP: 16 GAGE
    - UNDERSHELF (IF APPLICABLE): 18 GAGE
    - "H" OR "U" BRACE (IF APPLICABLE): 1.5 DIA., 16 GAGE
  4. MATERIAL THICKNESS FOR DRAWER COMPONENTS (IF APPLICABLE) IS AS FOLLOWS:
    - SIDES, FRONT OUTSIDE, FRONT INSIDE: 18 GAGE
    - DRAWER BACK: 20 GAGE
    - WRAP, BOTTOM PANEL: 18 GAGE
  5. REFER TO ISOMETRIC VIEW FOR CASTER SIZE, TYPE AND CONFIGURATION

TOLERANCES UNLESS OTHERWISE SPECIFIED  
 ANGLES: ±1°      DECIMALS .XX = ±.030  
 FRACTIONS: ± 1/64      .XXX = ±.015  
                                      .XXXX = ±.005

<b>mac</b>	DRAWN BY T.FRERKER	DATE 8/29/2019	
	CHECKED BY	DATE	
	APPROVED BY	DATE	
	SCALE 1:10	SHEET 1 OF 6	

AA	RELEASED FOR CUSTOMER APPROVAL	ECO #	T.FRERKER	8/29/2019
REV.	DESCRIPTION	ECO #	BY:	DATE
REVISIONS				

WEIGHT (LBS) -	THIRD ANGLE PROJECTION	INCHES	MATERIAL	FINISH	
TITLE <b>INSTRUMENT TABLE</b>					DRAWING NUMBER <b>T0054</b>

ANY PHYSICAL, DIMENSIONAL OR PERFORMANCE SPECIFICATIONS SHALL NOT BE REVISED WITHOUT WRITTEN AUTHORIZATION FROM MAC MEDICAL ENGINEERING

CONFIDENTIAL & PROPRIETARY TO MAC MEDICAL. NOT TO BE COPIED OR SHOWN TO ANYONE WITHOUT THE EXPRESS PERMISSION OF MAC MEDICAL.