

"The Single Source"

ADVANCED EXTERIOR CLEANING SYSTEM

Mold and Algae Remover powered by Lazer Mfg. is a no rinse, patent pending cleaner and preventative that is safe and effective for removing stains caused by mold, mildew, algae, moss, lichen stains from exterior surfaces without the use of hazardous chemicals or the damaging



BIODEGRADABLE

Designed to work with Mother Nature.



NON CORROSIVE

No Harsh Chemicals compromise the integrity of the surface.



NO SCRUBBING

Simply apply and let our proprietary ingredients clean the surface.



NO RINSING

Reduces water use and eliminates the need to pressure clean.

Eliminates mold, mildew, moss and fungus from the following surfaces:

Stone – Stucco – Vinyl – Wood – Fencing – Composites – Awnings – Roofs – Monuments – Grave-stones – Mausoleums – Concrete – Signs – Decks – Patios – Pavers – Docks – Boats – RV's – Patio Furniture – Metal – Asphalt – Brick – And More..



"The Single Source"

ADVANCED EXTERIOR CLEANING SYSTEM

Concentrate

Materials Needed

Garden Pump Sprayer or Lazer Mfg. Applicator

Ladder – if necessary

Hose with spray nozzle

Directions For Use: Thoroughly read all instructions. Keep spray off plants & flowers and/or wet surrounding area before and after applying. Remember there is algae on plants too. Use caution when applying as treated surface may become slippery. We recommend using eye protection and gloves when mixing or applying. See product label for precautionary statement, treatment, storage and disposal information. Do not mix with detergents or other chemicals. Avoid application on windy days.

Initial Application: Mix 5 parts water and 1 part Concentrate in any garden pump sprayer or Applicator. Always add water first then mix Concentrate into the water. Apply a thorough coat of diluted product to all affected areas at least 4 hours prior to any rainfall or snow. For roof applications, apply product from the edge of the roof towards the peak. Try to avoid walking on roof surface. If you are unfamiliar with heights or ladders, you should hire a roof cleaning specialist and request that they use Lazer Mfg. Cleaning Products. Do NOT rinse. The stains will begin to disappear with rainfall over the next 1-6 months for roof surfaces and within 1-6 weeks for all other exterior surfaces. Stains may appear darker or change colors immediately after application.

For Quicker Results: Follow initial application instructions then allow product to dwell on surface for 12- 24 hours. For rinsing, wait 12-24 hours and rinse thoroughly using a pressure washer (45 degree nozzle tip) with the wand at least 3 feet from surface. DO NOT USE HIGH PRESSURE ON ROOFS or STUCCO. After rinsing, the applied product will continue to clean and prevent stains from returning.

Preventive Application: For new exterior surfaces and surfaces that have already been cleaned. A preventative solution of 9 parts water to 1 part Concentrate can be applied every 6-12 months to prevent the stains from re-appearing.

Remove ugly green and black stains cause by mold, mildew, algae, moss and lichen on the following surfaces.

Roofs: composite, tile, shake, cement, rubber, metal, slate, fiberglass

Decking: wood, composite, vinyl, pavers, concrete

Siding: vinyl, aluminum, composite, wood

Stucco, Brick, Awnings: cloth and vinyl, Tennis Courts & Tracks, Pool Surrounds

Outdoor Furniture: cloth, vinyl, metal, PVC, aluminum, umbrellas, Landscaping Stones, Flower Pots

Driveways & Sidewalks, Fences: brick, wood, composite, concrete, stucco, vinyl, aluminum, PVC, Boats & RVs

Gravestones, Monuments, Mausoleums



"The Single Source"

ADVANCED EXTERIOR CLEANING SYSTEM

Ready-To-Use

Application: Carefully read all instructions on label. As a precaution, wet surrounding plants and flowers with water before and after applying. Remember there is algae on plants too. Apply Ready-To-Use to your stained exterior surface until saturated. Best applied in dry conditions. Do not apply in the rain. To maximize results it is best to let product dry (4-5 hours) on surface before any rain showers. Temperatures need to be above 32 degrees during application and for approximately 4 hours after.

Remove ugly green and black stains cause by mold, mildew, algae, moss and lichen on the following surfaces.

Roofs: composite, tile, shake, cement, rubber, metal, slate, fiberglass

Decking: wood, composite, vinyl, pavers, concrete

Siding: vinyl, aluminum, composite, wood

Stucco

Brick

Awnings: cloth and vinyl

Tennis Courts & Tracks

Pool Surrounds

Outdoor Furniture: cloth, vinyl, metal, PVC, aluminum, umbrellas

Landscaping Stones

Flower Pots

Driveways & Sidewalks

Fences: brick, wood, composite, concrete, stucco, vinyl, aluminum, PVC

Boats & RVs

Gravestones, Monuments, Mausoleums

Moss Treatments: To get rid of moss, it is important thoroughly saturate the moss with Ready To Use. Ready To Use must come in contact with the surface the moss is attached to. For heavy moss covered surfaces, use a broom or brush to remove as much of the moss as possible then apply. This will speed up the removal process. Over the next few days or weeks, you will notice the moss changing color and detaching from the surface. The wind and rain will help wash away any remaining moss.




AWNING



ARTIFICIAL TURF



ASPHALT



BRICK



CLAY




COMPOSITE



CONCRETE




FABRIC



MARBLE



OUTDOOR FURNITURE



OUTDOOR CARPET



PVC



PAINTED SURFACES



STONE



STUCCO



TEAK




PLASTIC



WOODEN DECK



STONE




STUCCO



TEAK



VINYL



WOOD




SLATE




BOATS



TENTS



RUBBER



SCREENS



STAINED SURFACES



Mfg.