



Protein & Amino Acid	%DM	60d	4 yr
Crude Protein	9.97		15.01
Total Amino Acid	8.75		11.82
Sol. CP, % of CP	5.41		36.11
NH3-N CP Equivalent			
NH3-N, % of CP			
ADICP	0.38		0.37
NDICP	1.60		1.66
ADICP, % of CP	3.77		2.32
Available CP	9.60		14.63
Nitrate-N, ppm			
Non-Protein Nitrogen			

Carbohydrates	%DM	60d	4 yr
ADF	22.56		32.30
aNDF	39.64		52.81
aNDFom	36.41		48.85
Lignin	3.42		4.29
Starch	19.84		2.76
Sugar (ESC)	11.32		7.24
Sugar (WSC)	12.22		8.48
Glucose			
Fructose			
Sucrose			
Lactose			
Mannitol			
Total Sugar			
Crude Fiber			

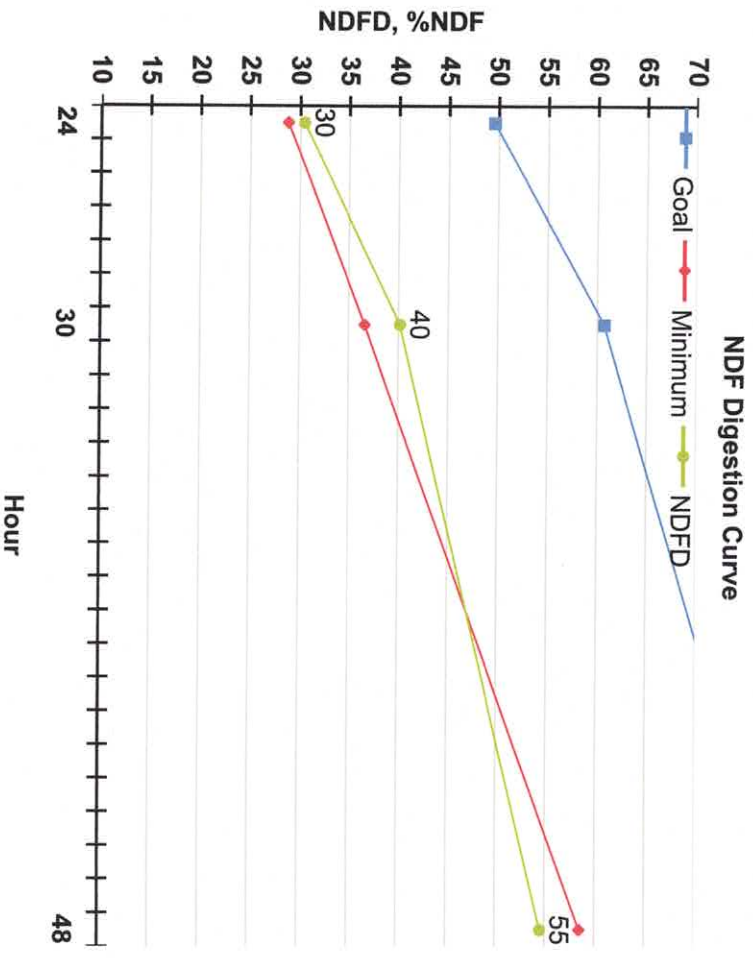
Fat	%DM	60d	4 yr
Ether Extract	2.98		2.97
Total Fatty Acid	1.28		1.29
Acid Hydrolysis			
	% of FA		
Myristic (C14:0)	1.09		1.48
Palmitic (C16:0)	17.68		20.88
Stearic (C18:0)	2.08		1.77
Oleic (C18:1 c9)	13.46		7.78
Linoleic (C18:2 c9,12)	29.77		23.89
Linolenic (C18:3 c9,12,15)	19.07		39.71
RUFAL	62.29		71.37
Nutrient Digestion, % of nutrient			
†NDFD12	19.80		24.70
†NDFD30	48.70		53.56
†NDFD48	66.87		73.30
†NDFD72			
†NDFD120	70.48		78.62
†NDFD240	76.06		81.05
†NDFD300m	51.00		56.43
†NDFD1200m	72.82		81.17
†NDFD2400m	78.41		83.10
sNDFD24	30.42		38.86
sNDFD30	40.17		48.85
sNDFD48	54.53		66.76
UNDF30, % DM	20.34		24.72
UNDF240, % DM	9.49		10.14
isSD0			
isSD3			
isSD7			
isSD16			
isSD24			
In situ RUP 16h			
RUP intest. dig., % RUP			

Comprehensive Nutrition Analysis Report

Calculations	%DM	60d	4 yr
Dynamic NDF kd, %/h	5.07		6.52
Dynamic Starch Kd, %/h			
RFV	167		114
RFQ	166		125
TTNDFD, % of NDF	46.84		56.97
Total Tract Starch Dig			
NFC	40.30		19.90
DCAD			
Salt			
RDP %CP			

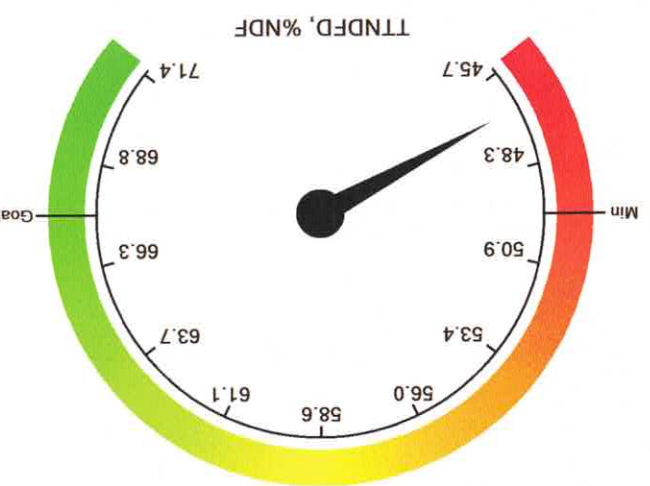
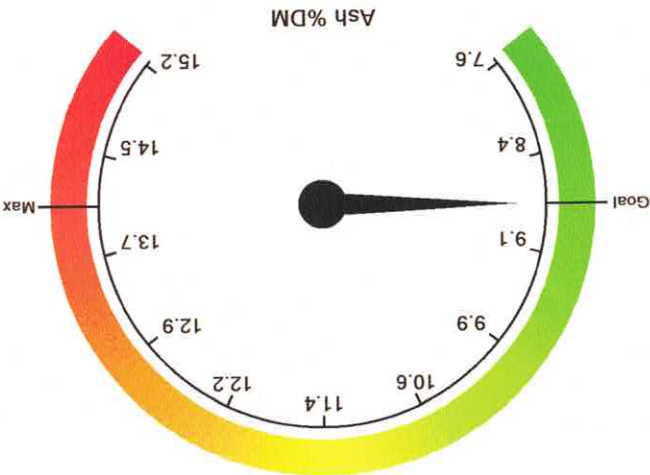
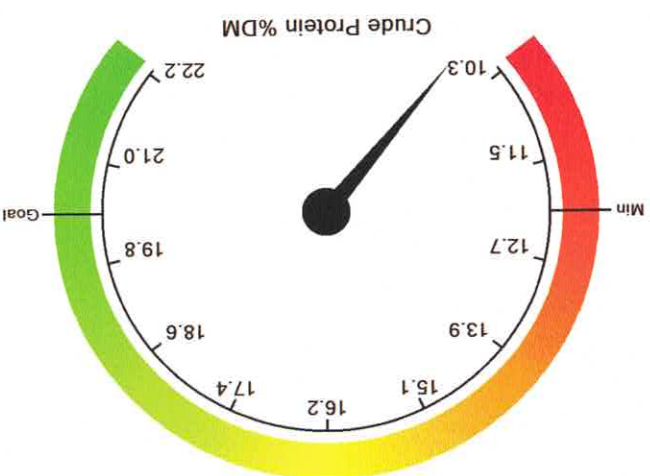
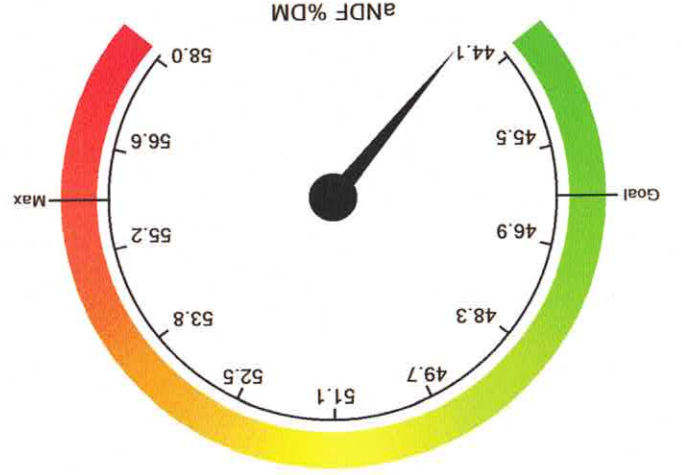
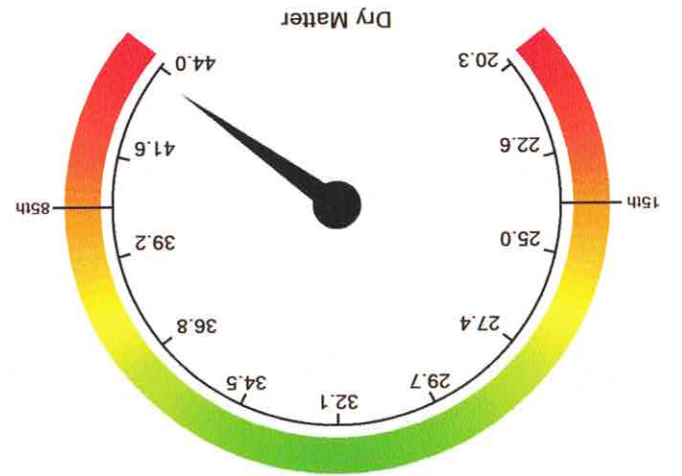
Energy Calculations	ADF (PA)	TDN	NEL	NEG	NEM
OARDC Dairy					
NRC2001 Dairy					
Milk2006 Dairy		61.66	0.693	0.381	0.646
NRC2016 Beef					
Milk/Ton, lb		3160			
Beef lb/Ton					

Anti-Nutrients
Mold (Guidelines)
Yeast (Guidelines)
DON, ppm
Aflatoxin, ppb
Zearalenone, ppb
Fumonisin, ppm
T-2, ppb
Ochratoxin-A, ppb
<i>Clostridium perfringens</i>
Enterobacteria



Visual Feed Analysis Report

Lab Number 28220478 9/28/2023
 Sample ID Pearl
 Farm Rick Palkowitsh Seeds
 Consultant Rick Palkowitsh



The Goal corresponds to the 85th percentile and the Minimum corresponds to the 15th percentile.