

Essential Zinc

# Lone Mountain Zinc Project



## **Disclaimer**

This presentation contains a review of Nevada Zinc Corporation's ("Nevada Zinc" or "the Company") zinc sulfate project in Nevada, USA. This document is intended to be strictly informational. Readers are cautioned that the project is at the pre-development evaluation stage and are advised that estimates and projections contained herein are based on limited and incomplete data. More work is required before the mineralization on the project and its economic aspects can be confidently modelled. Therefore, the work results and estimates contained herein should be considered generally indicative only of the nature and quality of the project. No representation or prediction is intended as to the results of future work, nor can there be any promise that the information contained herein will be confirmed by future exploration or development, or that the project will otherwise prove to be economic.

## **Qualified Person**

Bruce Durham, P. Geo., is the Qualified Person (within the meaning of National Instrument 43-101) who has reviewed and approved the technical information contained in this presentation.

## **Forward-Looking Statements**

This presentation includes certain statements that are "forward-looking statements". All statements other than statements of historical fact included in this presentation, including, without limitation, statements regarding potential mineralization and resources and reserves, exploration results, mineralogy, metallurgy and hydrometallurgy test work, production, process flowsheets, end user markets, product supply and demand, prices, and future development plans and objectives of the Company, are forward-looking statements that involve significant risks and uncertainties. There can be no assurance that such statements will prove to be accurate and actual results and future events could differ materially from those anticipated in such statements. The Company makes no undertaking to update any forward-looking statement. For a complete discussion with respect to Nevada Zinc and risks associated with forward-looking information and forward-looking statements, please refer to Nevada Zinc's year end December 31, 2020 audited financial statements and MD&A which are filed on SEDAR at [www.sedar.com](http://www.sedar.com).



# Investment Highlights

- Nevada Zinc is an exploration and development stage company working on the unique Lone Mountain zinc sulfate project in Nevada, USA
- 202 claims at Lone Mountain cover an area over 4,000 acres and include the historic Mountain View Zinc Mine
- Excellent infrastructure, top mining jurisdiction (Fraser Institute, 2020)
- Former producing mine; high-grade zinc carbonate-oxide deposit may best be suited for making zinc sulfate
- Pit constrained, high-grade Inferred Mineral Resource Estimate of 3,257,000 tonnes at 7.57% Zn and 0.70% Pb (July, 2018)
- Excellent location, proximity to major US agricultural markets for zinc sulfate supply
- Entered into a strategic partnership agreement for zinc sulfate marketing development and offtake with Cameron Chemicals Inc. (July, 2020)
- Launched a multiphase pilot plant program to produce zinc sulfate bulk sample (March, 2021)
- Production of a bench scale high-grade zinc sulfate monohydrate (September, 2021)
- Resource expansion and sulfide zone potential

# Management and Directors

## Management Team

Max Vichniakov  
President, CEO and  
Director

- Max has 20 years of experience in financial services, investment research, and corporate strategic advisory.
- The founder and Managing Principal at Northern Shoreline, an agriculture and natural resources corporate strategic and financial advisory firm.
- Former sell-side equity research analyst covering agriculture, mining and minerals, transportation, and business income trusts with Octagon Capital, CIBC World Markets, and Canaccord Genuity.
- B.Sc. in Mechanical Engineering and an MBA.

Don Christie  
CFO, Secretary and  
Director

- Don is a CPA, Interim President, CEO and Director of Rockcliff Metals, Director of Northern Graphite and Director of Digihost Technology. Former President and CEO of Novista Capital, CFO at Continental Gold and Calvista Gold.
- Former senior investment banker at TD Securities and Newcourt Capital Group, with 25 years of experience in Canada's institutional equity and debt markets.
- Mr. Christie holds a Bachelor of Commerce degree from Queen's University.

Marco Montecinos  
VP Exploration

- Marco is a seasoned geologist with over 35 years of experience in exploration projects.
- Former VP of Exploration at Caza Gold., Senior Consultant to Intrepid Mines in the Americas and Australia, VP of Exploration for Montana Gold.
- Worked with intermediate and senior producers including Francisco Gold, Phelps Dodge, Placer Dome, Billiton, Alta Gold and Nerco Minerals.
- Discovery of the Marlin Deposit in Guatemala and gold deposits in Nevada, Mexico, and Central America.
- Member of the Geologic Society of Nevada.

## Independent Directors

Jim Beqaj  
Director

- Jim has had a very successful career as a senior officer of a number of Canadian financial institutions with positions of President of CIBC Wood Gundy and Vice Chairman of BMO Nesbitt Burns.
- He is currently CEO of Beqaj International, an advisor in human resources to the Canadian and US financial services industry.

Eugene Lee  
Director

- Eugene is CFO of Giyani Metals.
- Former Head of Marketing for Hudbay Minerals.
- Former Treasurer and Chair of the Market Development Committee of the IZA (International Zinc Association).

# Corporate profile

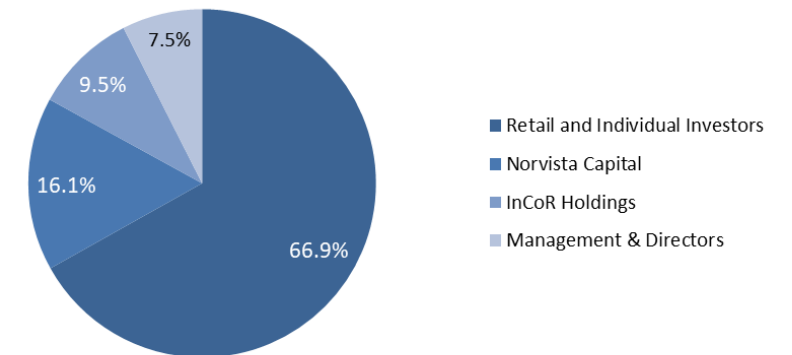
- TSXV: NZN
- Shares outstanding 84.3 million
- Share price \$0.10
- Current market cap. (Oct. 04, 2021) \$8.431MM
- Options 6.3 million
- No debt
- No warrants

## Stock Performance



Source: TradingView

## Share Ownership



Source: Company reports



Plant and Soil Health

# Essential Zinc

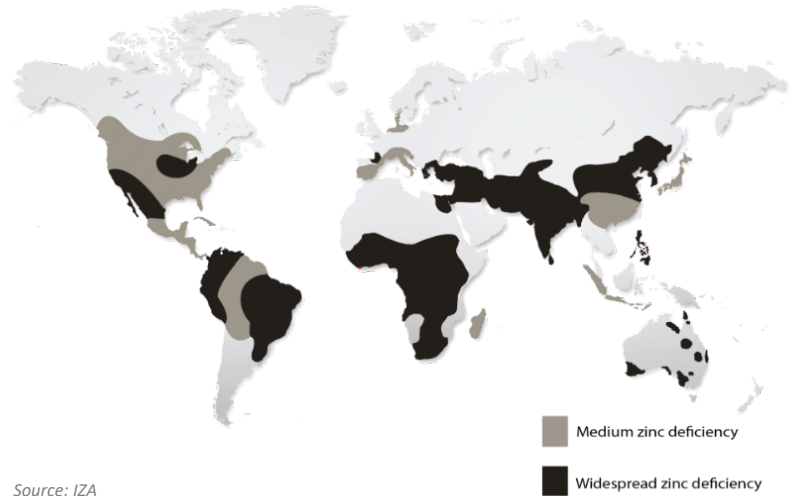




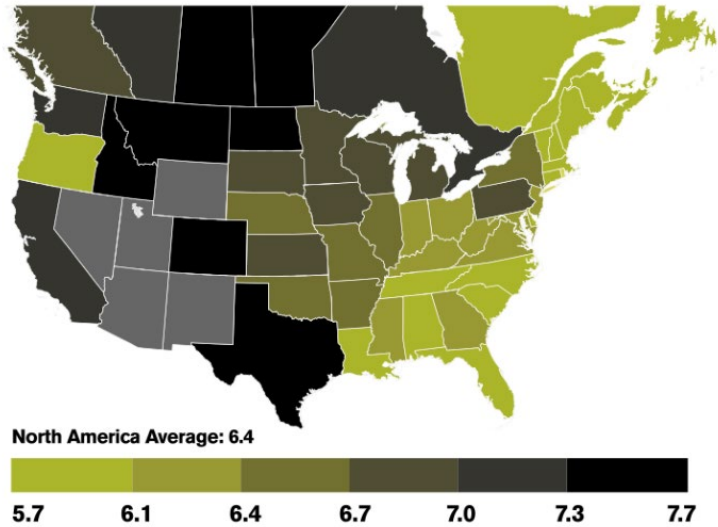
## Increasing consumer preference for 'healthy foods' bolsters demand for essential minerals like Zinc (Zn)

- Zinc is an essential trace mineral for people, animals and plants
- “Zinc is a unique element with antioxidant properties necessary for the activity of over 100 enzymes and a wide range of critical functions in a human body”
- “More than 2 billion people worldwide suffer from malnutrition. Not because they are getting too few calories, but because their food contains **insufficient essential minerals like zinc** - the phenomenon of **'hidden hunger'**”
- “Deficiencies of zinc and other essential minerals and vitamins are one of the leading causes of malnutrition worldwide.”
- “It is estimated that more than 2 billion people suffer from zinc deficiency, a problem that can lead to a weakened immune system, lower IQ, and impaired growth.”





### MEDIAN SOIL pH



Values calculated in 2010 from 4.3 million samples.

Source: Mosaic Co.

## Zinc Deficiency in Food and Agriculture

- Zinc is one of the 17 essential nutrients that plants need for growth and reproduction
- Zinc is involved in enzyme systems and metabolic reactions, and is necessary for production of chlorophyll and carbohydrates
- Zinc deficiency is the most common micronutrient deficiency, occurring in 50% of the world's agricultural soils
- Key factors driving zinc deficiency:
  - - High soil pH
  - - Calcareous soils
  - - Zinc 'hungry' crops (i.e. corn, orchards, fruits and vegetables)
  - - Elevated soil phosphorus level
  - - Organic matter
  - - Weather conditions (i.e. cool & damp inhibits zinc up-take)
- New varieties of field crops with larger, healthier roots extract more nutrients from soils, including increased zinc up-take





corn



rice



beans



soybeans



wheat



tomatoes



onions



almonds



citrus



pecans



apples



pistachios



cotton



sorghum



table grapes



avocados

Source: Industry sources, Company reports and estimates

## Zinc Hungry Crops

- Zinc is an essential nutrient to all plants
- Certain crops require more zinc than the others and have the highest yield and economic response to zinc
- Zn is integral in the formation of roots in the plant's life cycle
- Increasing consumer preference for 'healthy foods' bolster demand for specialty crops category
- Agronomic recommendations start from a couple lbs of soluble zinc to 10-20 lbs/ac depending on crop, soil, climatic setting, abiotic stress, and geographic location
- Global agricultural micronutrients market is projected to grow 8.7% CAGR from 2020 to 2027 and reach USD \$12.2B by 2027. (*Agricultural Micronutrients Market - Global Opportunity Analysis and Industry Forecast (2020-2027)*)



Source: Industry sources, University of Georgia Extension, Company reports and estimates

## Zinc Animal Feed

- Dairy and beef cattle, pork, chicken, turkey, and other farm animals require several minerals for optimal growth and reproduction including zinc
- Zinc is a component of many enzymes and is important for immunity, reproduction, and skin and hoof health
- Cattle have a limited ability to store zinc and supplementation is always necessary
- Minerals not provided by forage are supplied with a simple mineral supplement (i.e. feed grade zinc sulfate)
- Approximately 10-15% of the US zinc sulfate market is animal feed supplements
- Top milk producing states are California (19% of the total US dairy cow herd) and Wisconsin (14% of the total US dairy cow herd)

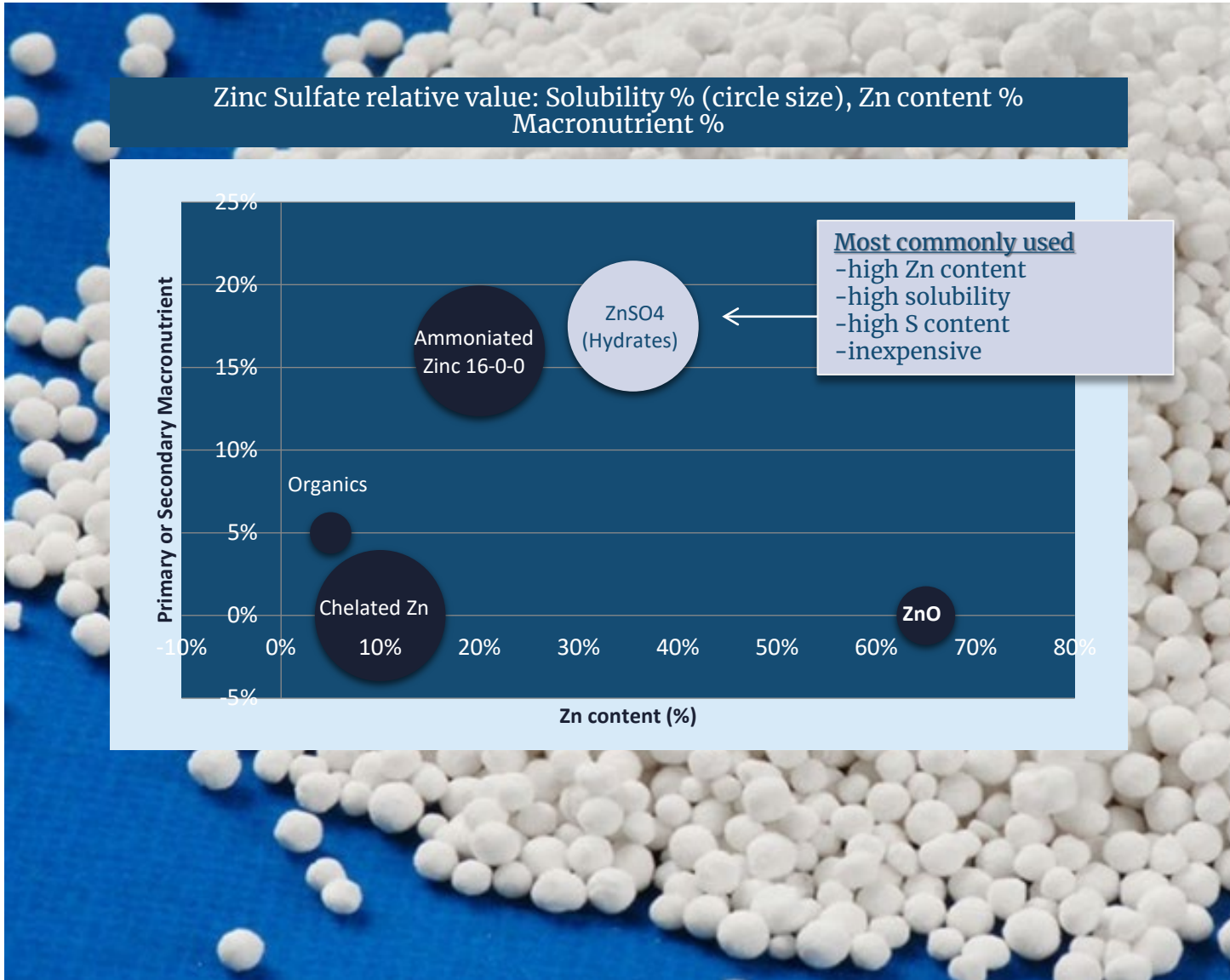


US Market

# Zinc Sulfate



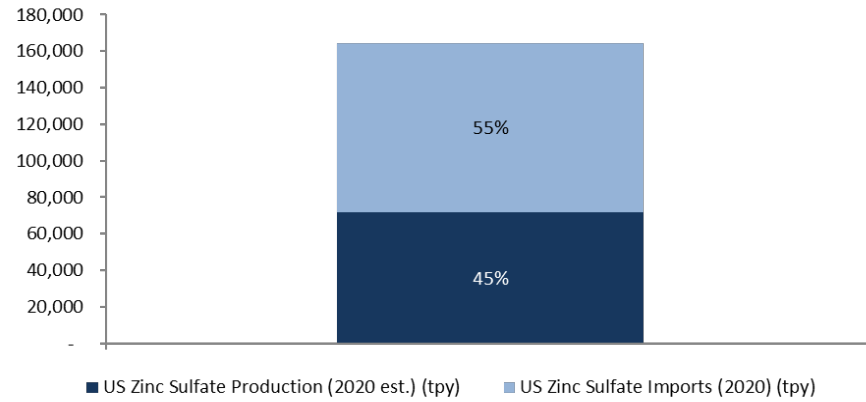




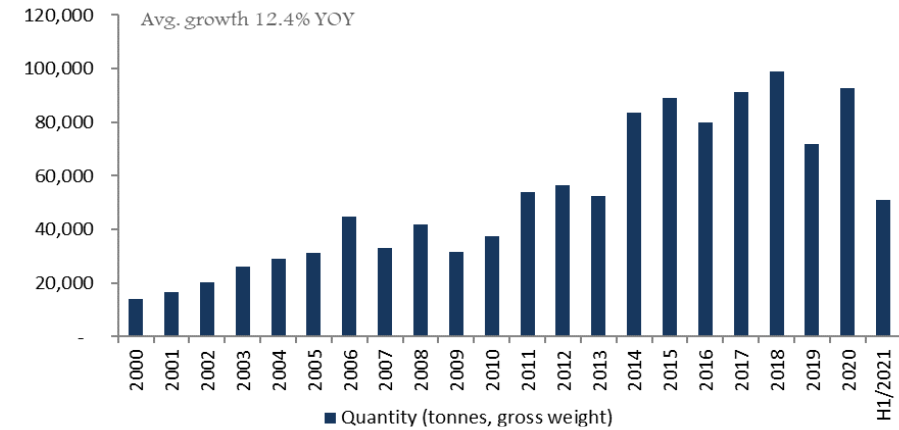
## Zinc Sulfate

- Zinc Sulfate Monohydrate (35.5% Zn 17.5% S) is the most commonly used product by growers due to its high zinc content, high solubility, high Sulfate-Sulfur (SO<sub>4</sub>-S) secondary macronutrient content, and low cost
- Solubility plays a critical role
- Macronutrients (Sulfur in Zinc Sulfate) delivers supplementary value
- Other zinc-based crop nutrient products include Chelated Zinc, Ammoniated Zinc, Zinc Oxide, and various Organics

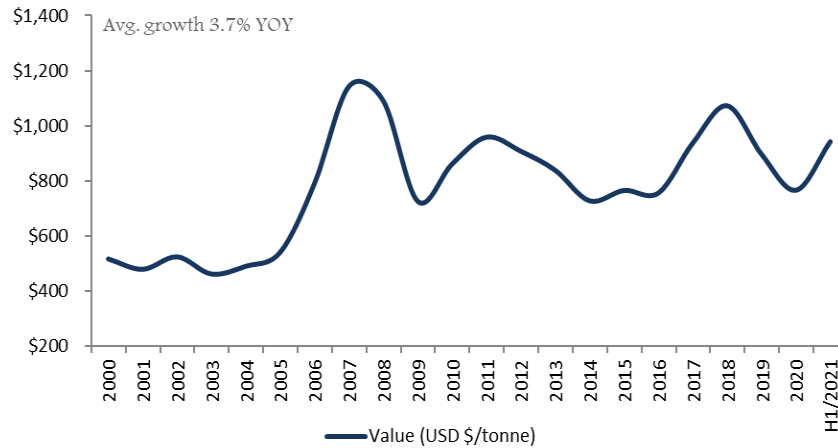
## Zinc Sulfate Market



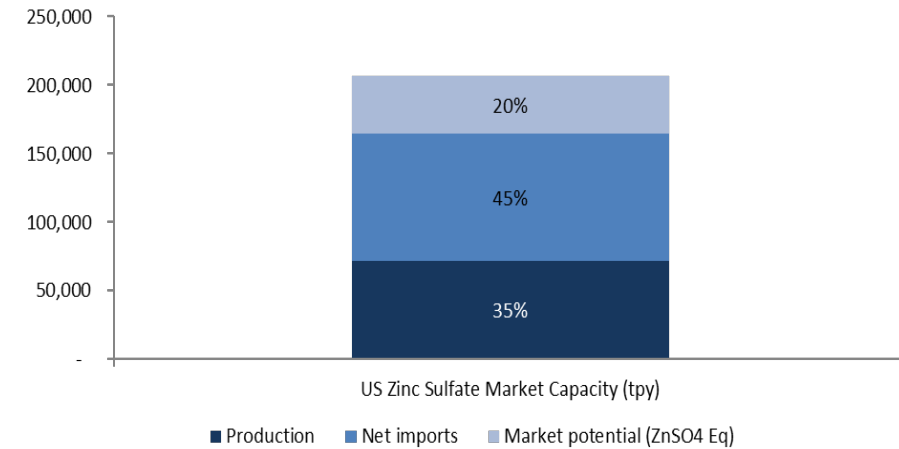
## Zinc Sulfate Imports



## Zinc Sulfate Import Prices



## Zinc Sulfate Market Potential (1)




Source: Industry Reports, Company Estimates, USGS, (1) Company's Forecast and Estimates as of 2020



Zinc Sulfate Fertilizer / Feed Grade 50 lbs  
(Mexico)

Zinc Sulfate Fertilizer Grade 25kg  
(China)



Source: Industry sources, Company reports

# Zinc Sulfate Imports



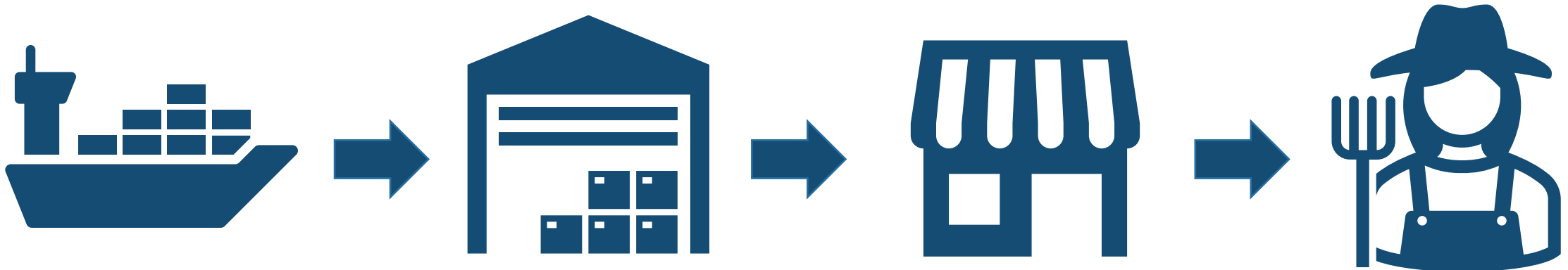


## Retail Zinc Sulfate Prices

- Delta between zinc sulfate import prices and retail prices in USD \$/ lbs.
- By the time zinc sulfate product reaches the farmgate prices increase 4-5x
- Retail prices reflect value-add created along the supply chain via transportation, distribution, marketing, storage, repackaging, customized formulations, blends, agronomic advisory services, and intermediaries' margins

~\$0.45/ lbs. of Zinc Sulfate  
(\$1.28/ lbs. of Zn metal eq.)

~\$1.50-\$2.50/ lbs. of Zinc Sulfate  
(\$4.22-\$7.04/ lbs. of Zn metal eq.)



Source: USGS, Industry reports, Company estimates as of March 2021

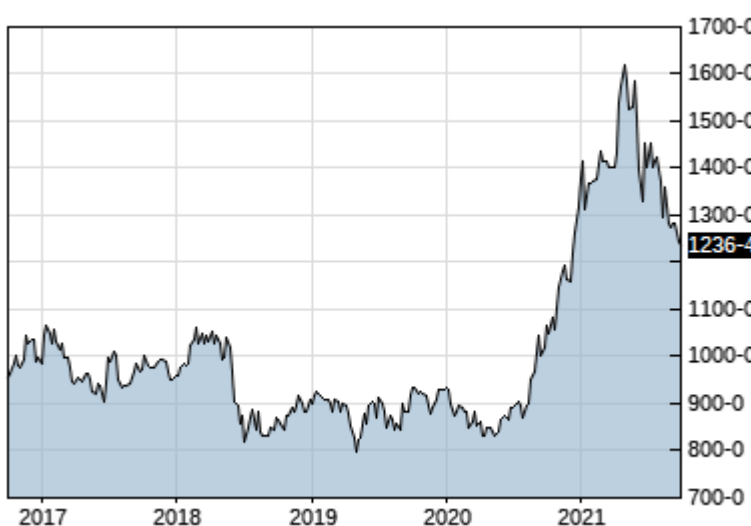
# Grain Prices

- Crop input (incl. Ag zinc sulfate) prices typically follow grain prices
- Grain prices are at multi-year highs

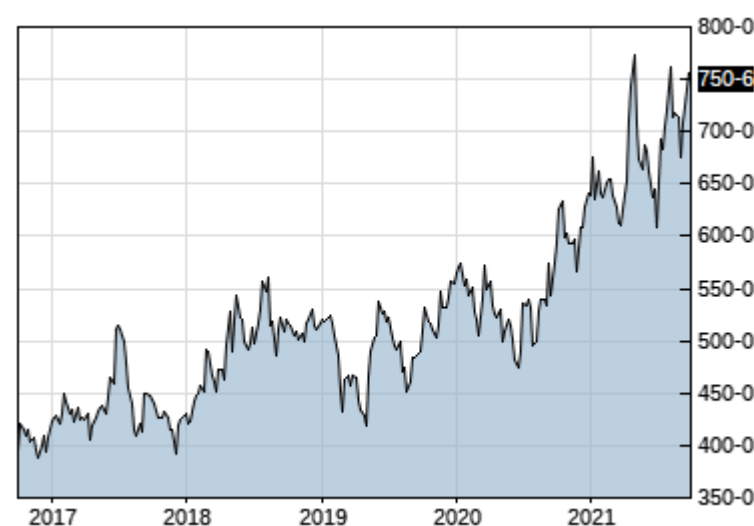
Corn Dec '21 (\$/bu.)



Soybeans Nov '21 (\$/bu.)



Wheat Dec '21 (\$/bu.)



Source: CBOT



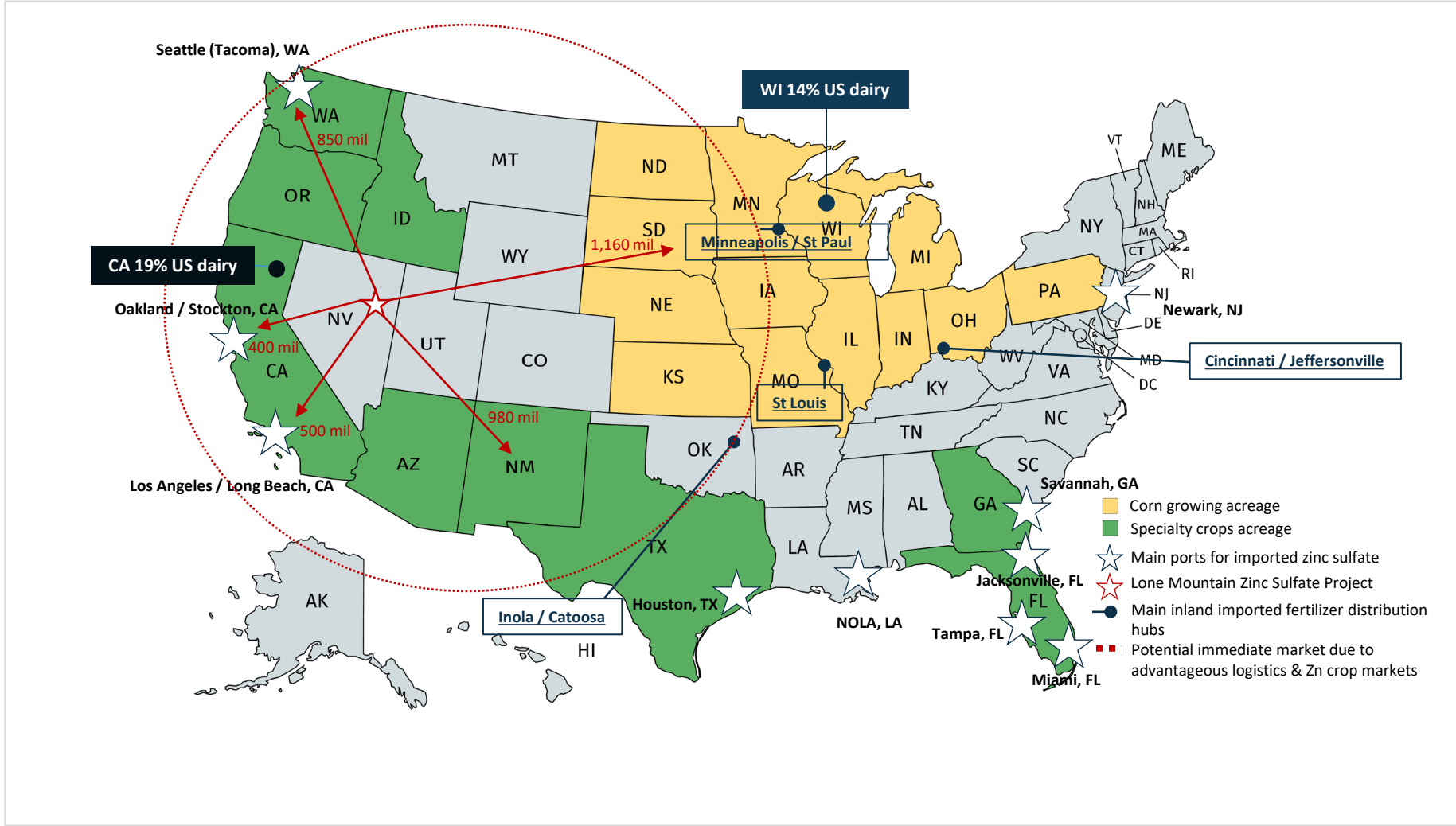
Nevada Zinc (TSXV: NZN)

---

# Nevada Distribution Advantage

---

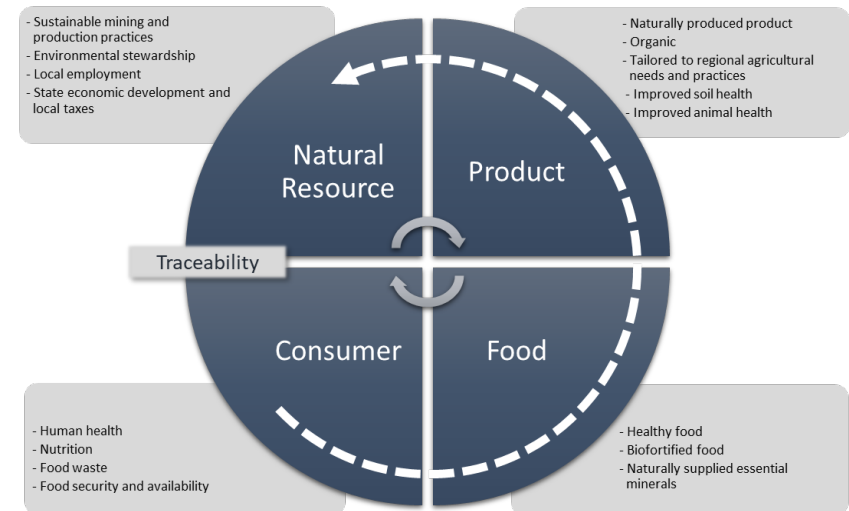




Source: Industry sources, Company reports and estimates

# ESG

## Environmental Sustainability and Traceability



Source: Company reports



Zinc Project

# Lone Mountain





# Location, Location, Location

- Top Mining Jurisdiction (Fraser Institute, 2020)
- 202 claims cover over 4,000 acres
- Historic Mountain View Zinc Mine
- 20 Miles West of the Town of Eureka, Nevada
- Excellent Infrastructure and Skilled Mining Labor Force
- Between 1942 and 1968, more than 5 million pounds of zinc, 650,000 pounds of lead and 4,000 oz. of silver were mined at Mountain View
- Near surface high-grade zinc carbonate-oxide mineralization
- Outstanding Drill Results
- Room for Expansion of Resource and New Discoveries
- Potential for Deep Sulfide



# Progress and Goals

- Acquired 100% interest in a strategic land position of more than 4,000 acres near Eureka, Nevada, USA
- Extensive geological and metallurgical work has been ongoing since 2014
- Acquired 100% interest in historic Mountain View Mine located on Lone Mountain Property (2015)
- Completed several drilling programs comprised of 85 reverse circulation (“RC”) and 13 core holes totaling 14,317 meters
- NI 43-101 Technical Report on the Lone Mountain Project (2017)
- NI 43-101 Inferred Mineral Resource Estimate (2018)
- Advanced zinc sulfate market studies (2019)
- Signed Collaboration Agreement for marketing development and offtake with US based Cameron Chemicals a leading producer of micronutrients (2020)
- Engaged Hazen Research to conduct a multiphase pilot plant program to produce zinc sulfate and estimate processing capital and operating costs (2021)
- Production of a bench scale high-grade zinc sulfate monohydrate (2021)





# Drill Results

- Phase 1-6 Drill Results Highlights

Hole ID	From (m)	To (m)	Length (m)	Zn (%)
LM-14-01	114.30	204.22	89.92	6.22
LM-14-04	121.92	167.03	45.11	11.62
LM-14-06	102.11	166.12	64.01	5.87
LM-14-09	114.30	254.51	140.21	4.04
LM-14-10	178.31	196.60	18.29	6.41
LM-14-12	138.68	164.59	25.91	5.21
LM-14-13	109.73	169.16	59.43	7.32
LM-14-14	120.40	185.93	65.53	4.49
LM-15-16	33.53	44.20	10.67	11.05
LM-15-18	27.43	74.68	47.25	6.14
LM-15-24	96.01	146.30	50.29	5.05
LM-15-27	126.49	245.36	118.87	9.58
LM-15-34	128.02	144.78	16.76	4.20
LM-15-36	146.30	237.74	91.44	9.49
LM-16-37	63.58	73.15	4.57	4.45
LM-16-38	41.15	65.53	24.38	7.70
LM-16-39	50.29	56.39	6.10	6.83
LM-16-40	30.48	35.05	4.57	7.00
LM-16-42	22.86	44.20	21.34	6.61

Hole ID	From (m)	To (m)	Length (m)	Zn (%)
LM-16-43	208.79	233.17	24.38	12.81
LM-16-44	24.38	35.05	10.67	11.38
LM-16-45	92.96	100.58	7.62	5.17
LM-16-46	12.19	32.00	19.81	4.42
LM-16-47	9.14	0.22	13.72	4.57
LM-16-48	19.81	35.05	15.24	11.89
LM-16-49	21.34	59.44	38.10	3.48
LM-16-50	33.53	44.20	10.67	7.20
LM-16-52	28.96	41.15	12.19	11.56
LM-16-56	164.59	265.18	100.58	6.58
LM-16-57	6.10	53.34	47.24	6.01
LM-16-58	3.05	44.20	41.15	5.76
LM-16-61	74.68	89.92	15.24	6.47
LM-16-62	65.53	68.58	3.05	8.18
LM-16-77	21.34	57.91	36.58	4.39
LM-16-78	21.34	32.00	10.67	6.42
NLM-17-01	118.04	209.54	91.5	7.67
NLM-17-02	226.62	244.92	18.3	4.6
NLM-17-08	143.05	167.75	24.70	23.06
NLM-17-09	108.28	135.73	27.45	7.60
NLM-17-10	102.48	128.10	25.62	4.35

Source: Company Reports



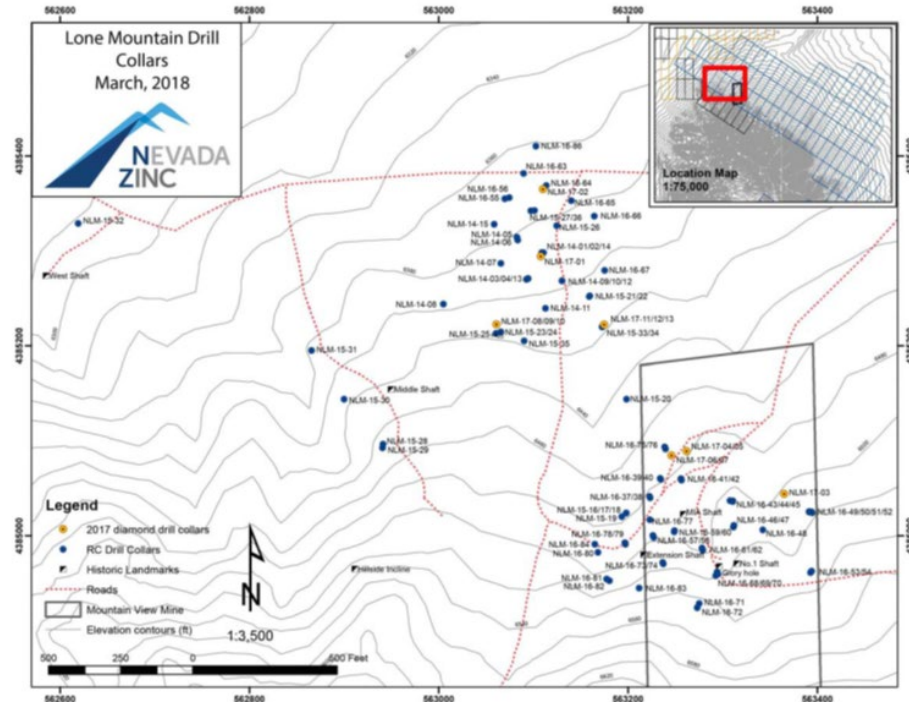


# Mineral Resources

- Drilling program: 85 RC drill holes and 13 core drill holes from 2014-2017
- 12,234 meters of RC drilling, and 2,082 meters of core drilling
- Highlights: Hole LM-14-27, 9.58% Zn over 118.87m, including 27.82% Zn over 15.24m
- Completed NI 43-101 inferred Resource Estimate. Open pit constrained 3,257,000 tonnes grading 7.57% Zn and 0.70% Pb (NI 43-101 Initial Mineral Resource Estimate and Technical Report, P&E Mining Consultants Inc. Report 342, July 22, 2018)
- No drilling to test for deep zinc sulfide mineralization completed to-date
- Mineralization remains open for significant expansion
- Identified geochemical targets for potential gold exploration

<u>Inferred Mineral Resources (1-5)</u>				
Cut-Off Zn %	Tonnage ('000)	Zn %	Pb %	Zn (M lb)
2.0%	3,257	7.57	0.7	543

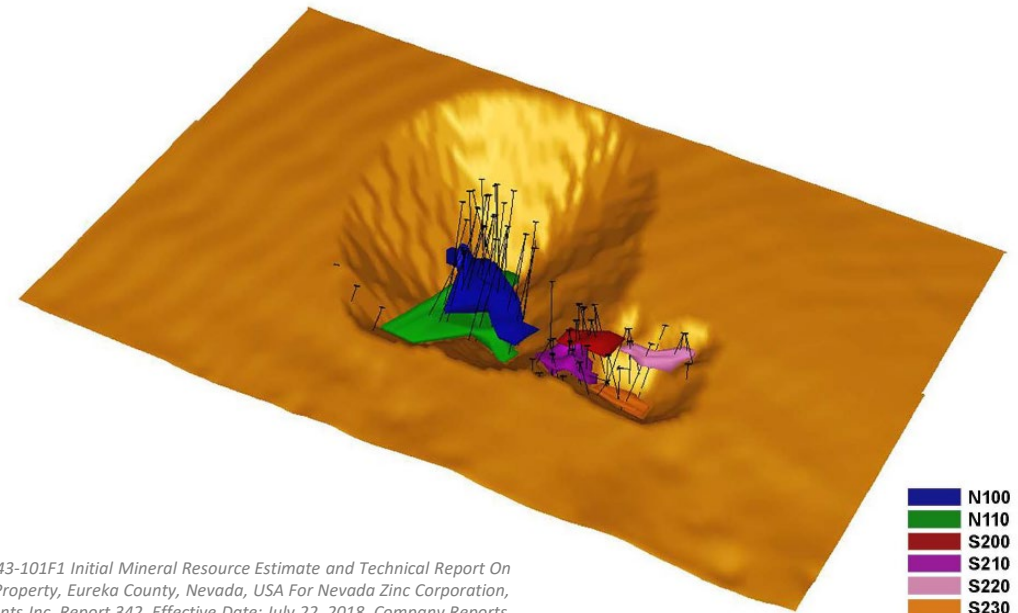

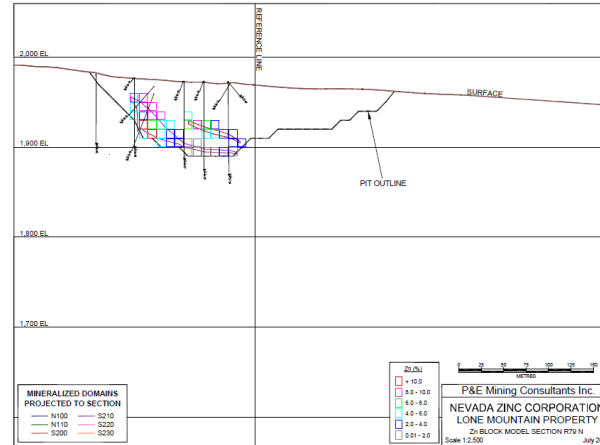
1. Mineral Resources which are not Mineral Reserves do not have demonstrated economic viability. The estimate of Mineral Resources may be materially affected by environmental, permitting, legal, marketing, or other relevant issues.
2. Mineral Resources were estimated using the Canadian Institute of Mining, Metallurgy and Petroleum (CIM), CIM Standards on Mineral Resources and Reserves, Definitions and Guidelines prepared by the CIM Standing Committee on Reserve Definitions and adopted by CIM Council.
3. The Inferred Mineral Resource in this estimate has a lower level of confidence than that applied to an Indicated Mineral Resource and must not be converted to a Mineral Reserve. It is reasonably expected that the majority of the Inferred Mineral Resource could be upgraded to an Indicated Mineral Resource with continued exploration.
4. Contained metal may differ due to rounding.
5. Inferred Mineral Resources are reported within an optimized pit shell.



Source: NI 43-101 & 43-101F1 Initial Mineral Resource Estimate and Technical Report On The Lone Mountain Property, Eureka County, Nevada, USA For Nevada Zinc Corporation, P&E Mining Consultants Inc. Report 342, Effective Date: July 22, 2018, Company Reports

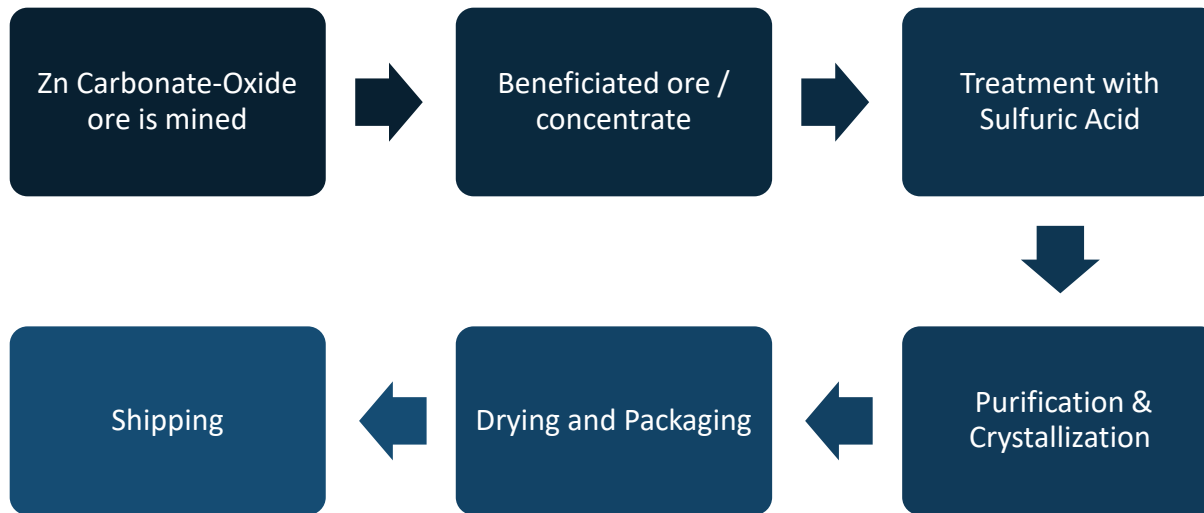
# Optimized Open-Pit Shell

- Mineralization is high-grade zinc oxide-carbonate (smithsonite and hemimorphite) with only minor lead mineralization
- Mineral Resources have been constrained within an optimized pit shell
- Coherent zinc geochemical targets still mostly untested
- CSAMT geophysics defines main structural target for at least 3km
- Drilling has tested the mineralization from surface to depths of 290 meters



Source: NI 43-101 & 43-101F1 Initial Mineral Resource Estimate and Technical Report On The Lone Mountain Property, Eureka County, Nevada, USA For Nevada Zinc Corporation, P&E Mining Consultants Inc. Report 342, Effective Date: July 22, 2018, Company Reports


# Zinc Sulfate Production Process



Source: Industry Reports, Company Reports and Estimates

- Envisioned production capacity of ~ 20,000tpy of Zinc Sulfate Monohydrate ( $ZnSO_4 \cdot H_2O$ )
  - Agricultural and animal nutrition grades
  - Powder, granular
  - OMRI certified (organic)
- Nevada plant location provides a competitive supply chain advantage to key Western and Midwestern US markets
  - Excellent access to rail line and uncongested highways
  - Access to main US growing regions
  - Access to ports on Gulf & Pacific coasts
- Envisioned environmentally friendly production process
  - High-grade zinc carbonate-oxide bearing rock is mined, crushed and concentrated
  - Concentrate is treated with sulfuric acid
  - Purification and crystallization of zinc sulfate
  - Drying and packaging
  - Shipping





Sample ID	Crystallization Product	
Element	Assay	Analytical Method
ZnSO <sub>4</sub> ·H <sub>2</sub> O, %	96 - 99	EDTA Titration
Zn, %	35 - 36	EDTA Titration
S, %	18.7	LECO
Ca, %	0.002	ICP-OES
Mg, %	0.03	ICP-OES
As, ppm	2.6	ICP-MS
Cd, ppm	<5	ICP-MS
Co, ppm	<1	ICP-MS
Cu, ppm	<1	ICP-MS
Pb, ppm	<1	ICP-MS
Hg, ppm	0.01	ICP-MS
Mo, ppm	<1	ICP-MS
Ni, ppm	<4	ICP-MS
Se, ppm	<4	ICP-MS
Mn, ppm	35	ICP-OES
Fe, ppm	<10	ICP-OES
Al, ppm	<40	ICP-OES

LECO - combustion analysis  
 ICP - inductively coupled plasma  
 OES - optical emission spectroscopy  
 MS - mass spectrometry  
 Source: Hazen Research Inc. Company reports

# High-Grade Zinc Sulfate Monohydrate Sample Production

---

## High Purity

# Technical Consultants



Peimeng Ling & Associates Limited



The logo for SGS features the letters "SGS" in a bold, grey, sans-serif font, with a vertical line to the right and a horizontal line below.

The logo for Outotec features the word "Outotec" in a bold, red, sans-serif font.



Multiphase Pilot Plant Program to Produce Zinc Sulfate (*March 2021*)

43-101 Independent Preliminary Economic Assessment Lone Mountain Project (*June 2019*)

43-101 Inferred Resource Estimate (*July 2018*)

Metallurgical Testing On Sample Material From The Lone Mountain Project. Leach Testing. Building on test work for PEA parameters

Chemical and Mineralogical Characterization and Indicative Leaching Tests For Lone Mountain Unconcentrated Mineralized Sample

Heavy Liquid Separation Tests and Analysis

## Strategic Partner and Offtake

- Strategic partnership agreement for marketing development and offtake with Cameron Chemicals Inc. (Cameron Micronutrients, AMP, Ultra Yield Micronutrients), whereby Cameron will acquire 100% of Nevada Zinc's zinc sulfate in the initial phase of production
- Leading US producer of micronutrients products for agricultural, turf, horticultural and ornamental use since 1986
- Corporate offices and production facilities in Virginia Beach, VA, Reese, MI, and Moxee, WA
- Distribution networks in the U.S., Canada, Southeast Asia, Korea and South America

**CAMERON**★  
**MICRONUTRIENTS**

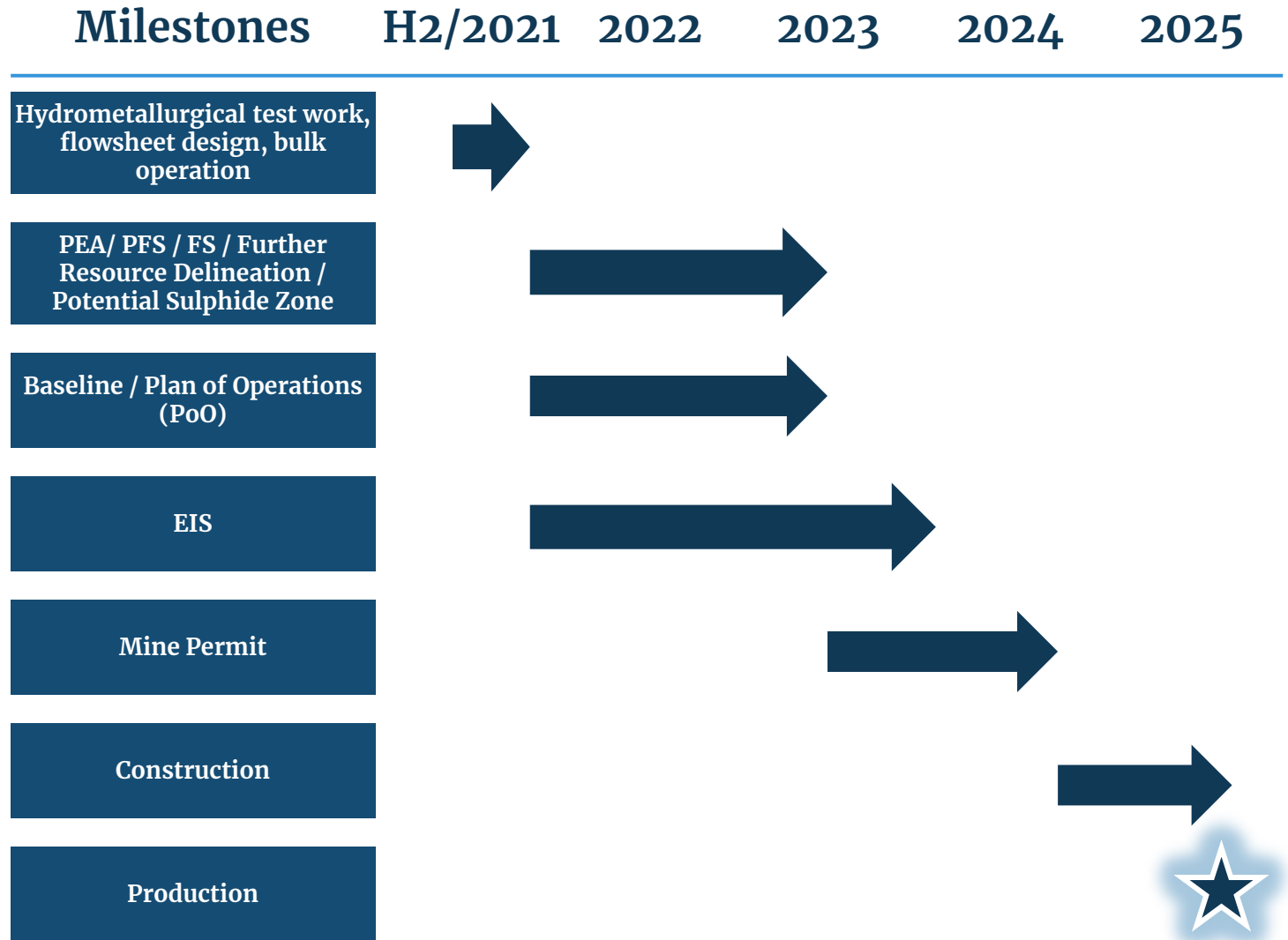


**Ultra Yield**<sup>™</sup>  
**MICRONUTRIENTS**

**AMP**<sup>™</sup>  
Advanced Micronutrient Products




# Development Plan



*Caution to readers: This Development Plan is the Company's estimate and contains forward looking statements. For a complete discussion with respect to Nevada Zinc and risks associated with forward-looking information and forward-looking statements, please refer to Nevada Zinc's year end December 31, 2020 audited financial statements and MD&A which are filed on SEDAR at [www.sedar.com](http://www.sedar.com).*

# Why Nevada Zinc?



- Growing Zinc Sulfate Market with Significant Imports



- Near Surface High-Grade Zinc Carbonate Oxide Mineralization



- Top Mining Jurisdiction and Infrastructure



- Strategic Partnership Agreement for Marketing and Offtake with Cameron Chemicals (USA)



- Multiphase Pilot Plant Program



- North American Distribution Advantage



- 100% Owned Land Package With Extensive Drilling and Metallurgical Test Work



- Upside Potential to Expand Resource and Exploration for Sulfide Zone



# Contacts

NEVADA ZINC  
CORPORATION

82 Richmond St. East, First  
Floor  
Toronto ON M5C 1P1  
+1 416 409-8441  
info@nevadazinc.com

nevadazinc.com

