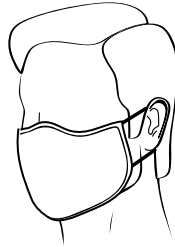




creativekitchen

WASHABLE MASK WITH REMOVABLE FILTER



Anti-Microbial



Water Repellent



Reusable
up to 30 x washes



Breathable

Features & Benefits

- Comfortable breathing • Adjustable nose clip for enhanced protection • Soft, elastic ear loops for extra comfort
- Minimal eyewear fogging • Low heat build up • Convenient packaging for reusable mask storage • Washable and reusable • Extra filters for extra protection • Value for money Engineered • 3 & 4-Layer Filtration System
- Accommodates all facial movements

Technical Mask



Advance Mask



Organic Sustainable Mask

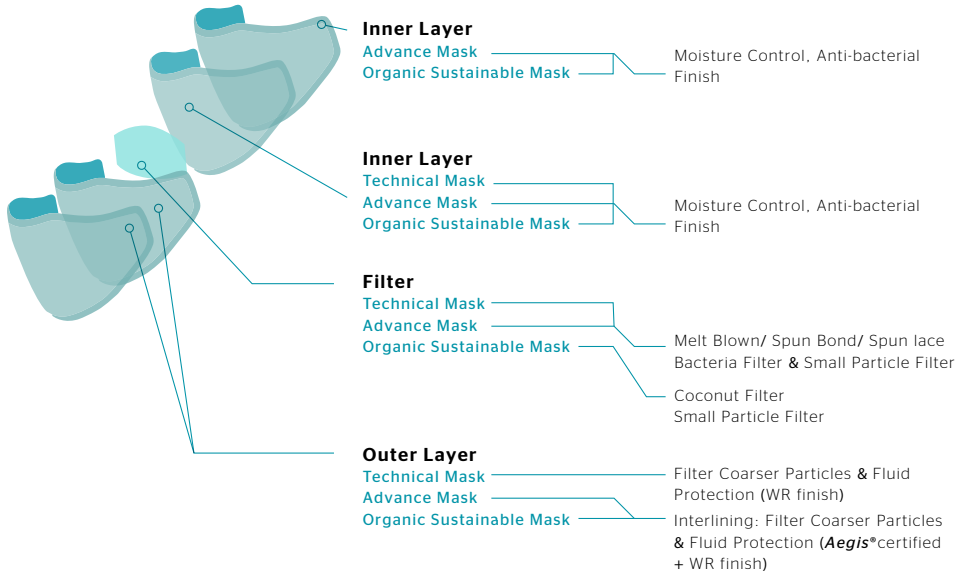




WASHABLE MASK WITH REMOVABLE FILTER

Filtration System

Technical Mask have 3 layers, Advance & Organic Sustainable Mask have 4 layers.




Filters

Filters for Technical & Advance Mask:

- 2 pcs WK G-40, 100% PP
Weight (g/m2): 40 (+/- 3 g)
- 2 pcs Spun Lace + Pe Film, 100% TT
Weight (g/m2): 75 (+/- 5 g)

Filters for Organic Sustainable Mask:

- 2 pcs Coconut Filter





WASHABLE MASK

WITH REMOVABLE FILTER

Product Specifications

Technical Mask

Colour: Black, White, Sublimation Print

Fabric: Solid Scuba + WR finish with Mesh at the back side. TR Single Jersey inner layer.




nose wire
lycra binding

3 darts



Mesh

Inside fabric : TR Single Jersey
(two sides opening - to insert removable filter)





WASHABLE MASK

WITH REMOVABLE FILTER

Product Specifications

Advance Mask

Colour: Black, White, Sublimation Print

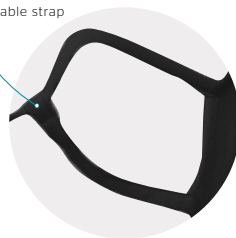
Fabric: Interlock with **Aegis®** + WR. TR Single jersey inner layer.



nose wire

adjustable strap

3 darts



Inside fabric : TR Single Jersey
(two sides opening inside the flap - to insert removable filter)



WASHABLE MASK

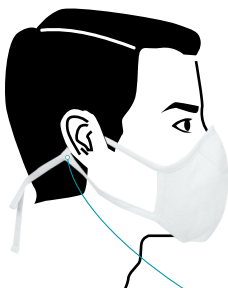
WITH REMOVABLE FILTER

Product Specifications

Organic Sustainable Mask

Colour: White, Cool Yellow, Cool Purple, Cool Beige
(Using Natural Organic Dye)


Fabric: PFD 100% Organic Cotton



nose wire

adjustable strap

3 darts



Inside fabric : PFD 100% organic cotton
(two sides opening inside the flap - to insert removable filter)



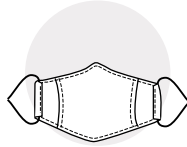
WASHABLE MASK WITH REMOVABLE FILTER

Direction of Use

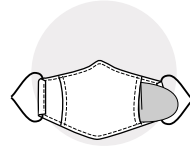
Make sure to wash your mask when you first receive the mask.




Wash your hands with soap



Expand the mask



Insert the filter into either side of the interlayers at the back.



Hold ear strings by your hands, face the concave side



Pull the strings over your ears, cover your nose, mouth & chin with the mask properly



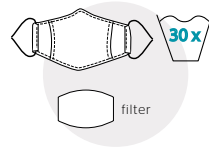
Adjust the bendable 'nose clip' to avoid leakage and to ensure the perfect fit.



Do not touch your mask before you wash your hands.



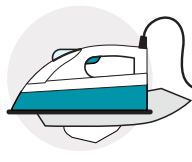
After used, remove the mask from behind with clean hands.



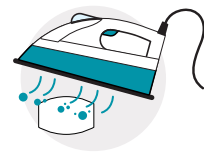
Wash the mask after removing the filter. Dispose the mask after 30x wash.



Sterilize your filter by spraying Hydrogen Peroxide 3% onto the filter's surface.



Iron an iron-safe fabric on top of the filter to protect it from direct heat.



Another option is to put H2O2 3% & water into the iron's steam and steam the filter at 5-10 cm distance



WASHABLE MASK WITH REMOVABLE FILTER

Wash Instruction



Machine Wash
Hand wash
<40°C



Do not
Bleach



Cool Iron
Temperature
<100°C



Do not
Dry Clean



Drip Dry

Packaging

Technical Mask & Advance Mask Packaging

Don't throw the packaging, you can reuse the ziplock bag for your mask and filter storage.



Small Ziplock pouch to put Filters

Organic Sustainable Mask Packaging

100% Cassava bag

