

STUDY of ANCIENT LIFEWAYS and TECHNOLOGIES

S.A.L.T. MISSION STATEMENT

S.A.L.T.'s primary goal is to understand, practice and share all life skills and arts of the ancient world. This is accomplished by regular Skills Meetings and informing the public through various Events.



www.saltskills.com

saltskills@gmail.com

Charlie Tadano, President

Ron Moses, Vice President

Jennifer Ahumada, Secretary

Tamara Tadano, Treasurer

Laura Robins, Newsletter Editor / Webmaster

Donna Moses, Events / Bead Chairperson

Volume 16, Issue 4

S.A.L.T. e-NEWSLETTER

APRIL 2025

S.A.L.T. CALENDAR

NEXT S.A.L.T. SKILLS MEETING

SATURDAY, APRIL 19th

10 am – 2 pm

at **S'EDAV VA'AKI MUSEUM**

S.A.L.T. FLINT KNAPPERS / DRUMMING CIRCLE 9am

S.A.L.T. SKILL #3

HAND DRILL SET MAKING

with Charlie Tadano

TRADE BLANKET with Justin Sowden

UPCOMING MEETINGS & EVENTS

Saturday, May 17th SKILLS MEETING at the Tadano House

12840 North 45th Drive, Glendale, AZ 85304

S.A.L.T. SKILL #24 DECORATION – Pecten Shell Pendants with Charlie

S.A.L.T. Quarterly Board Meeting after Skills Class

NO WORLD ATLANTL DAY on June 7th this year...

Saturday, June 21st SKILLS MEETING at the Tadano House

12840 North 45th Drive, Glendale, AZ 85304

S.A.L.T. SKILL # TBD

**REMEMBER TO WEAR YOUR S.A.L.T. SHIRTS
TO ALL MEETINGS AND EVENTS!**

*All Members make sure Tamara has your name
on the membership list for free entry into SVM!*

“SENDING THE PAST INTO THE FUTURE”



S'EDAV VA'AKI MUSEUM




in English it is “Central Platform Mound.”

Pronounced:

SUE DOVE VE AWKEY

S'EDAV VA'AKI Museum (Pueblo Grande Museum) is an archaeological site once inhabited by the

Hohokam culture, just east of downtown Phoenix, next to Sky Harbor International Airport. It's a National Historic Landmark and Phoenix Point of Pride accessible by the Sky Train and the Light Rail. Part of the City of Phoenix Parks and Recreation Department since 1929, it's the largest preserved archaeological site in Phoenix.



4619 E. Washington St, Phoenix, AZ 85034 (602) 495-0901

**SVM WILL BE CLOSED FROM MAY 17th
through AUGUST for renovation.**

S.A.L.T. will be back at SVM on September 20th

**“Unless there is CONTEXT,
it's all arts and crafts.” Steve Watts**



+ Museum Store Opening Hours +

Tuesday - Saturday 9:00AM - 4:00PM
 Sunday & Monday Closed
 store hours are subject to change
 store@svmfoundation.org 602-534-2430

Friends of Hubbell Native American Arts AUCTION!

Saturday, May 3, 2025

Collect the world's classic art forms. Approximately 400 vintage and contemporary Navajo Weavings, Katsina Dolls, Jewelry, Baskets, and Silversmith Works will be available.

The Auction will follow current CDC and New Mexico Dept. of Health COVID guidelines currently in effect.
 Masks may be necessary.

Auction Preview:
9:00 - 11:30 am MST

Auction:
Noon - 5:00 pm MST

Free to the Public
 No admission charge
 No Buyer registration fee
 All CC Accepted
**PROCEEDS BENEFIT & SUPPORT
 NATIVE AMERICAN COLLEGE
 SCHOLARSHIPS**

friendsofhubbellauction@gmail.com

Location
 Gallup Community Service Center
 410 Bataan Veterans Street
 Gallup, New Mexico 87301
 505-722-9230

Exit 22 From I-40, Free parking

GALLUP VISA Mastercard American Express Discover

S.A.L.T.
 STUDY of ANCIENT LIFEWAYS and TECHNOLOGIES

www.saltinfo.com

WOULD YOU LIKE TO LEARN ANCIENT SKILLS?
 Everyone is welcome to join our S.A.L.T. SKILLS MEETINGS
 at SEDAV VA-AKI MUSEUM from 10:00 AM - 2:00 PM
 on the third Saturday of every month for free instruction of ancient skills!

* You are here today because YOUR ancestors knew these things. *

Because the world is asking you to remember..
 ...some part of you already knows these skills

**The 2025
Buckskin
Revolution
Online
Gathering**

March 10- April 7 2025

Re-learn how to be deeply human
www.buckskinrevolution.com



DON'T MISS THE APRIL 2025 S.A.L.T. SKILLS MEETING

Saturday, April 19th 10 am - 2 pm

(Remember to bring something for the Potluck Brunch!)

**S.A.L.T. FLINT KNAPPERS and the S.A.L.T.
DRUMMING CIRCLE will meet at 9 am**

S.A.L.T. SKILL #3 FRICTION FIRE HAND DRILL SET MAKING with Charlie

SKILL	Apprentice Level I	Apprentice Level II	Apprentice Level III
3. Friction Fire	Demonstrate one method of primitive fire starting	Forage for materials, construct hand drill or bow drill and make fire	Make a complete Fire Kit to use and display

I was going to teach a class on primitive arrow making but stock of locally harvested arrow weed has been damaged and I don't have the time to harvest and another batch to be cured by the class. We are now scheduled to make primitive hand drills. We will select our shafts, remove the bark, straighten if needed, sand to make it smooth and then attach the stone drill point to the shaft using deer sinew or fiber. Most of the hand drills found intact have been assembled using cordage instead of deer sinew due to it being easier to "change" or reposition the stone drill point as needed.

These hand drills will come in handy for drilling holes in your jewelry, and other primitive items you will be producing in the future.

I will also have "atlatl dart shafts" that can be worked on too. Most are coyote willow and about 5-6 feet in length. Many primitive darts found in the 4 Corners area were made of willow. Take one and work on it at home, paint it with your crest colors, fletch it and bring it back to the next meeting to show us what you did!

I will also have some "split Gambel Oak" for anyone wanting to make a "Basketmaker Atlatl" too!

TRADE BLANKET with Justin Sowden

We will be doing a TRADE BLANKET where you can bring primitive items to trade. We go around a circle; someone takes a turn putting out something for trade. Others around the circle put out something they would trade for it. The person who put out the item looks around the circle and if they see something they will trade for they do or they can withdraw their item and not trade. Then it's the next person's turn and so on.

There will also be an EXCHANGE BLANKET where you can bring primitive raw materials to be put out for anyone who needs them. If you bring something, you can take something off the blanket.


**DON'T FORGET TO BRING ITEMS TO TRADE
WITH AND ALSO ITEMS TO SHARE!**

**LEVEL I of SKILLS 1, 2 and 3
INSTRUCTION PROVIDED AT EVERY SKILL
MEETING DEPENDING ON THE WEATHER...**

SKILL	Apprentice Level I	Apprentice Level II	Apprentice Level III
1. Cutting Tool	Make a flake and Discoidal Blade	Make flakes from three different rocks and refine the tools	Demonstrate a use or project with the tool
2. Cordage	Make a uniform 3 foot length of cordage	Process three different fibers and make cordage	Demonstrate a use or project with the cordage
3. Friction Fire	Demonstrate one method of primitive fire starting	Forage for materials, construct hand drill or bow drill and make fire	Make a complete Fire Kit to use and display

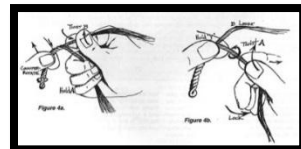
SKILL #1 CUTTING TOOL: Level I

Make a flake and discoidal blade.



SKILL #2 CORDAGE: Level I

Make a uniform 3-foot length of cordage.



SKILL #3 FRICTION FIRE: Level I

Demonstrate one method of primitive fire starting.



(Beads will be given out to new members when Level I of all three of the above Membership Requirement Skills are completed, and dues are paid.)

Remember to bring your own primitive tools and materials to the Monthly Skill Meetings, if you have them. Materials for the Membership Requirement Skills are provided at each meeting for guests and new members.

Also, you are responsible to sign in at meetings and events to be included in the newsletters, etc. and note on the sign-in sheet each level of each skill you complete to be awarded your beads. You need to make a Personal Bead to receive the leather thong for your Skill Beads. Thanks!

SVM ANCIENT TECH DAY

Saturday, March 8th 9 - 3 pm



S.A.L.T. participated with Rabbitstick and Atlatl Ranges



Laura gave out Mammoth Hunting Licenses



Donna & Ron



Don, Donna, Carlos and Ron



S.A.L.T. Members Charlie, Laura, Carol, Bill, Don, Carlos, Ron & Donna, Ernie, and Linda participated at the event.

The Rabbitstick Range



Laura got a rabbit!



So did Don!



Carol and Donna





The Atlatl Range



Carol giving instruction on the Atlatl



Ernie throwing the Atlatl



Bill Oliphant and Bill Warner discussing flint knapping



Bill teaching Cordage



and Laura played her flute...

MARCH 2025 S.A.L.T. SKILLS MEETING HIGHLIGHTS

Saturday, March 15, 2025


Board Members in attendance: Charlie & Tamara Tadano, Laura Robins, Tom Wax, Jennifer Ahumada, Gary Alves, Bill Warner, and Don Raker

Members in attendance: Luis & Noah Ahumada, Bill Warner, Billy & Reena Nickel, Travis Slusser, John Lavra, Carol Schroeter, Sue Roxburgh, Ernie Verrue, Brian Calaway, Lanly Le, Susan Jeffay, Justin Sowden, Carlos Acuna, Chanana Mc Garry, Sam Sargent,

Guests: Nyah, Adam Harbach, Stephanie & Victoria Searer, and Kent, Senna & Ari Durkee

S.A.L.T. FLINT KNAPPERS & DRUMMERS MEET BEFORE OUR SKILLS CLASS at 9:00 am

SKILL	Apprentice Level I	Apprentice Level II	Apprentice Level III
5. Flint Knapping	Demonstrate Core Reduction by Percussion	Use Percussion to produce Bi face Preform	Make primitive tools such as Southwestern Points



Luis has been busy!

SKILL	Apprentice Level I	Apprentice Level II	Apprentice Level III
25. Musical Instruments / Games	Take a class and make an instrument or game	Make and learn how to play 1 instrument and 1 game on your own	Demonstrate and display 3 instruments and 3 games



Don, Tamara and Sam



Laura and Charlie



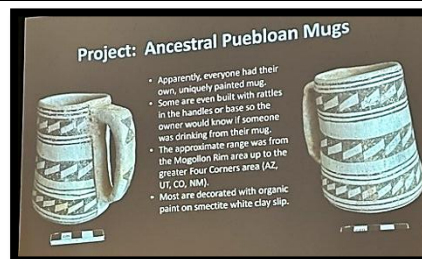
At 10 am Charlie opened the S.A.L.T. Skills Meeting




Justin spoke about the TRADE BLANKET next month

S.A.L.T. SKILL #13 POTTERY - Ancestral Puebloan Mug Building with Bill Warner

SKILL	Apprentice Level I	Apprentice Level II	Apprentice Level III
13. Pottery	Take a class and make a simple piece such as a bowl	Take a class and make an item of choice	Find clay in nature and make an item of choice on your own



Bill started the class with a great lecture and slide presentation. He showed many examples of mugs including several he made himself.





Laura's mug

We will take the mugs home to dry slowly by covering them. In a few months we will do another class on slipping and painting them. Then they will be fired and finished.



He included the general rules of 'wild' clay, where the clay he brought came from and about preparing of the clay.



He talked about building the mug and making the base, the walls and the rim. Then completing the cup, adding the handle and finishing the base. He talked about slipping at this time and also in a future class where we will paint and fire the mugs.



Thank you to everyone who brought delicious food!

S.A.L.T. MEMBERS OUT AND ABOUT

S.A.L.T. Vice Pres RON MOSES

will be teaching at

**White Rock Traditional Skills & Crafts Gathering
Summer Lake, Oregon ~ May 4th – 10th, 2025**



<https://whiterockgathering.com/>

White Rock is an annual spring gathering of like-minded souls that celebrates the traditional skills and crafts used by our ancient ancestors. It's a 7-day gathering held in the high desert of South-Central Oregon, where people come to learn these skills from experienced instructors who have spent years honing their craft. Classes cover many subjects and may include: Bow making, Basketry & Weaving, Blacksmithing, Tanning, Campcraft, Fiber & Cordage, Fire making, Felting, Flint knapping, Leather Work, Hunting, Tracking & Trapping, Butchering Animals, Kids Program, Pottery, Shelters, Tin Smithing, Wild Edibles, botany & Medicinals, Natural Plant Dying.

Location

The gathering will be held at Summer Lake in the Central Oregon High Desert. Set in remote rangeland & sagebrush on the edge of grass meadows, flood irrigated by artesian springs. It's a beautiful spot with big blue skies and amazing stars at night. Being at 4,500ft and with no light pollution, the Milky Way is clearly visible. Close by is Ana Reservoir which is great for swimming, fishing & boating, and the Summer Lake Hot Springs is 15 miles away.

S.A.L.T. MEMBERS PROJECT / INFO GALLERY

MAKING A BONE NEEDLE

by Tom Wax

Making A Bone Needle Using Primitive skills:

First, I would like to thank my friend, Dale, for giving me the front legs of an elk that I used to make the bone needle.



Photo 1: I cut the elk leg down into smaller manageable pieces and cleaned out the marrow inside. Next, I scored the bone down the length on opposite sides with a stone cutting edge to break it down. Then I took the middle bone piece in the photo to make the bone needle.



Photo 2: After sanding down the bone flat and smooth on a piece of sandstone, I scored the bone down the middle with the stone flakes that are in the photo.



Photo 3: Next I broke the bone in half and used the smaller piece for making the needle.



Photo 4: With a lot more sanding and grinding on the piece of sandstone, I started shaping it into a needle. Next, I used the stone flakes to cut the needle hole by going back and forth on both sides with the stone flakes in the photo.



Photo 5: With some more sanding on the piece of sandstone, I finished the bone needle. The needle is 2 1/4" long and would be good to use with leather work, repairing fishing nets, etc.

The time to make this one needle was approximately one day's work. Archeologists have found bone needles as small as the smallest modern steel needle. I have made smaller bone needles almost to that size in past years. However, you have to be careful when using them due to breaking.

BIRCH BARK CONTAINERS by Ron Moses



Seems like I just can't get enough of making birch bark containers. The largest one is 8" diameter and 12" tall. Tops and bottoms are made from cedar slats that are held together with leather lacing. Binding rings are heat bent cedar strips and are fastened with wood pegs. Some might believe this helps keep me busy, so there's less time for shenanigans. I'm not so sure...

[#wanderingwithmoses](#)

"Knowledge is not complete
until it is passed on." Steve Watts

《 》 BETWEEN THE RIVERS GATHERING 《 》

May 26th – 31st, 2025

Registration opens April 1st for returning students
and April 7th for first timers.



Email Mullein HERE with any further questions

Between the Rivers Gathering is a week-long educational workshop for learning skills that originated in the stone-age all the way up to modern homesteading. We are an annual event located in Washington State about an hour north of Spokane. We will have a multitude of instructors offering a broad-range of classes all week long. Included will be wilderness survival skills of all kind, basic and homespun living, preparedness and skills of a practical and archeological nature.

We offer hands-on classes in ancestral living and survival, and we also focus on the skills of self-sufficiency and sustainable living to minimize our impact on this planet we all share. Come join our community and experience for yourself what an ancestral skills gathering is all about!

Ancestral Skills for Self-Sufficiency

Sponsored by Bridges to the Past 5011(3)

Northeastern Washington State Ancestral Skills & Self-Sufficiency Gathering

Other [Skills Gatherings](#)

[BtR T-Shirt](#)

Burning questions that can't wait? Contact
us: patrickf@bridgestothepast.org

Betweentheriversgathering.com

Hi folks, I'll be renting furnished and unfurnished Yurts and Bell tents again this year. Included is a community Kitchen yurt or shade cloud to store your cooler and will also include cooking tables, stoves & pans etc.

See between the river's website for more info.

Prices for the whole week are \$300 unfurnished, \$400 furnished. Call or email CampingYurts.com

BTR LOGO HATS ARE AVAILABLE!

Kandis Larson is making Between the Rivers Gathering Logo Hats and making them available to you! Each hat has a leather patch branded with our BTR logo that we have all grown to love, no two are alike, and have a primitive touch to them.

kandiscreated@gmail.com

509-994-0585 cell . @kandis created
(Instagram)



**IMAGINE US IN
THE STONE AGE**



37TH RABBITSTICK

in Rexburg, Idaho

SEPTEMBER 14 – 20, 2025

Rabbitstick Primitive Skills Gathering, held the 3rd week of September in ID, is the premier Backtracks event. Rabbitstick is the oldest of all of the modern primitive skills events and has been the model for most of the events currently running worldwide. Each year we host nearly 150 instructional and support staff who provide a camp with hands-on classes that run 9am-5pm for 5 days for about 400 registered participants. This is an unparalleled opportunity to learn skills and get to know teachers that you can trust. Visit our new website -rabbitstick.com – for complete event and registration details.

Backtracks has assembled one of the largest and most complete rosters of primitive skills teachers and practitioners available anywhere. Backtracks is your source for the best instructional staff you'll find at any event. **Join us next year!**

www.rabbitstick.com

[Register On-Line Today](#)

[Share a Ride Bulletin Board](#)

[Meet Our Staff](#)

Rabbitstick | (208) 359-
2400 | backtracks905@gmail.com |
societyofprimitivetech@gmail.com



Bulletin of Primitive Technology website at -primitive.org. Order back issues, download a complete index of topics and titles, or view the entire first issue and newsletters for free. Don't miss out on this amazing collection of information. It's up and running and ready to take your orders now.

<https://www.facebook.com/Backtracks-Keeping-Traditions-Alive-213565755397099/?fref=Nf>



FALL CAMP for ANCESTRAL SKILLS October 9 - 12, 2025

Instructors:

Please check in with Patrick if you would like to teach.

[Email Patrick HERE](#)

[Fall Camp Website](#)



WINTER COUNT

MARK YOUR CALENDARS FOR
FEBRUARY 15-21, 2026

REGISTRATION WILL OPEN NOVEMBER 1, 2025

Winter Count, (started 1995), is part of a family of gatherings that strive to reconnect people with old ways of making fire, tanning hides, forming metal, weaving baskets, hunting, gathering and much more. We teach ancestral skills that were essential to the survival and well-being of all cultures, no matter what continent your ancestors came from. Through the understanding and mastery of these skills, people find that they can connect not only to a simpler way of living life but also to the roots of their heritage and to a pathway to interact more deeply with the natural world.

We provide a camp with some of the best instructors in their fields, teaching what they have learned through experience, experimentation and through source materials. Some of the instructors have spent many years perfecting their crafts. Some have managed archeological sites while others have lived deeply among the wild places, hunting, raising their own food and making their own clothing and tools from the most basic elements. We are a diverse group of people from many experiences, opinions, and family backgrounds, who come together to share what it is that makes us excited about life.

Winter Count is a drug, alcohol, and firearm free event.

Winter Count 505-570-9484

369 Montezuma Avenue, #326, Santa Fe, NM 87501

WinterCountCamp@gmail.com

www.WinterCountCamp.com

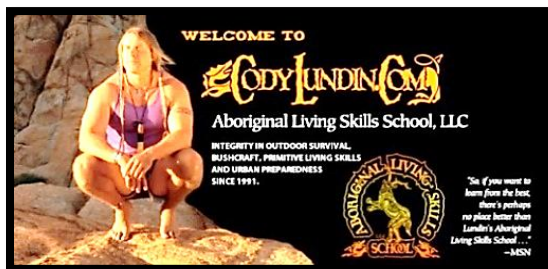
PRESCOTT PRIMITIVE LIVING SKILLS Prescott, Arizona

Check out Kiowa Sage on Facebook!

Hello friends! It's Kiowa Sage! I started a local meetup group to teach courses on primitive living skills, nature awareness and outdoor survival skills - all of which I've been training in for many years. All classes ranging from two hour workshops, day long classes and multiple day immersion courses. Skills and knowledge bases such as making fire with sticks, edible and medicinal plants, animal trapping and tracking, fiber arts and weaving, basic outdoor survival skills and how to do more with less in the outdoors. Right now I only have a couple classes listed until I acquire more traffic. Check out some of the listings that are available! www.meetup.com

Watch for new listings of classes that are offered, and there will be more to come!
-Kiowa Sage

THE MORE YOU KNOW, THE LESS YOU NEED



www.codylundin.com abodude@codylundin.com

Earth Knack Courses, Classes, and Programs



Independent Living Skills ... More Important Now Than Ever! Hands-On, In-Person Instruction ... More Important Now Than Ever! Lighthearted Positive Teachings ... More Important Now Than Ever!

Top Quality Instruction ... Our Specialty Since 1990!

Robin Blankenship, Founder, Owner and Instructor of

Earth Knack School Author: [How To Play In The](#)

[Woods](#) (Gibbs Smith, Publisher 2016)

[Earth Knack: Stone Age Skills for the 21st Century](#) (Peregrine Books - Gibbs Smith 1996)

P.O.#508 Crestone Colorado 81131

719 256 4909

earthknackschool@gmail.com

<http://www.earthknack.com/>



7448 S. J-B Ranch Rd.
Roosevelt, AZ 85545

www.reevismountain.org

Dear RMS family & friends,
~ Live What You Love ~

All classes held at Reeves Mountain School include hearty meals fresh from the homestead, class supplies, hot showers, and campsite. Camping is free, or stay in a yurpee (\$10 per night per person), single cabin (\$25 per night, sleeps 1), or double cabin (\$50 per night, sleeps 1-2+), availability permitting. We provide complimentary shuttle service from Roosevelt, AZ, or caravan in your own 4X4. Shuttle pickup is at 4 p.m., first day of class.

Please see our [website](#) to enroll and to get more information


Sign up online!

www.reevismountain.org/classes

Order all your favorite Reeves Mountain Remedies online!

www.reevismountain.org/country-store

Blessings, Peter Bigfoot & the RMS Interns



Visit the Primitive Lifeways Store!

The Primitive Lifeways store is up and running. This month we are featuring new merchandise including beautifully crafted prehistoric replica pottery and jewelry. We are still selling stickers for less than a cup of coffee at Starbucks. By purchasing our new merchandise, you are helping us educate the public on archaeological preservation and the

sharing of free information.

[Click Here](#) to visit our store.

Jeff Martin

Jeff@primitivelifeways.com


Volunteers Needed for City of Phoenix Park Steward Program



The City of Phoenix Park Steward Program is looking for volunteers to help maintain, clean, and preserve our trails. Help make a difference in your community!

Visit volunteer.phoenix.gov to apply or

reach out to 602-495-5458 for more information on how to get involved!



2025 MEMBERSHIP DUES

SINGLE \$20.00 or FAMILY \$40.00

Please pay at a Skills Meeting or mail them to
S.A.L.T. Treasurer,

TAMARA TADANO

12840 N. 45th Drive, Glendale, AZ 85304

Please make the check out to Tamara Tadano

Or Zelle Tamara at 602-920-8228

S.A.L.T. MEMBERSHIP ITEMS

The Tan “Fishing Shirt” Style S.A.L.T. Membership Shirts
are available by pre-order. Please contact Charlie Tadano
to order your Shirt at 602-524-6910

**NEW BLACK S.A.L.T. T-SHIRTS,
LONG SLEEVED SHIRTS, HOODIES**



**And NEW LEATHER S.A.L.T.
PATCHES are available!**

(Special pricing for members) S.A.L.T. PATCHES \$5.00
(Memberships receive one free)

ATTENTION

S.A.L.T. Members and Associates!

Please send in pictures and articles for this newsletter! Send
in information on projects you are working on, information you
have found on primitive skills, pictures from trips to
archaeological sites, etc.

Send it to saltskills@gmail.com



STONE AGE TECHNOLOGY FROM PRIMITIVE WAYS

ALSO, THINK ABOUT TEACHING ONE OF OUR SKILLS CLASSES!

Contact Charlie Tadano at 602-524-6910

S.A.L.T. CONTACT INFORMATION:

Website: www.saltskills.com

e-mail address: saltskills@gmail.com

For **MEMBERSHIP** information call Charlie Tadano at
602-524-6910 or Bob Sizemore at 520-705-9780 or e-mail
saltskills@gmail.com

For **EVENTS** and **BEAD** information contact Donna
Moses at 602-384-1359 or saltdonna1@gmail.com

For **S.A.L.T. e-Newsletter** or **Website info** contact
Laura Robins, Editor at 623-533-0847 or e-mail
saltskills@gmail.com