

S.A.L.T. MISSION STATEMENT

S.A.L.T.'s primary goal is to understand, practice and share all life skills and arts of the ancient world. This is accomplished by regular Skills Meetings and informing the public through various Events.



www.saltskills.com

saltskills@gmail.com

Charlie Tadano, President

Ron Moses, Vice President

Jennifer Ahumada, Secretary

Tamara Tadano, Treasurer

Laura Robins, Newsletter Editor / Webmaster

Donna Moses, Events / Bead Chairperson

Volume 16, Issue 7

S.A.L.T. e-NEWSLETTER

JULY 2025

S.A.L.T. CALENDAR

NEXT S.A.L.T. SKILLS MEETING

SATURDAY, JULY 19th

10 am – 2 pm

at the San Tan Historical Society Museum

20425 S. Old Ellsworth Rd., Queen Creek, AZ

S.A.L.T. FLINT KNAPPERS / DRUMMING CIRCLE 9am

S.A.L.T. SKILL #4 TOOLS

Make Bone Needles and Bone Awls

with Charlie Tadano

UPCOMING MEETINGS & EVENTS

S.A.L.T. CAMPOUT / PARADE July 4th – 6th
in Heber/Overgaard. For info email Mari Townsend
grasshopper0714@yahoo.com

Saturday, August 16th SKILLS MEETING

at Tom Wax's House, Tucson, AZ

S.A.L.T. SKILL # 3 FRICTION FIRE – Make a Bow Drill Kit, Knots & Cordage

S.A.L.T. Quarterly Board Meeting after Skills Class

Saturday, September 20th SKILLS MEETING

at the San Tan Museum, 20425 S. Old Ellsworth Rd., Queen Creek, AZ

S.A.L.T. SKILL # TBD

Saturday, October 18th SKILLS MEETING at SVM

S.A.L.T.'S 25th ANNIVERSARY!

International Archaeology Day

S.A.L.T. SKILL #19 ATLATLS – Make an Atlatl

**REMEMBER TO WEAR YOUR S.A.L.T. SHIRTS
TO ALL MEETINGS AND EVENTS!**

~SENDING THE PAST INTO THE FUTURE~



S'EDAV VA'AKI MUSEUM



**WILL BE CLOSED FROM MAY 20th
to late SEPTEMBER for renovations.**

S.A.L.T. will be back at SVM on October 18th for International Archaeology Day and to celebrate our 25th Anniversary!

Thank you to S.A.L.T. Members Mari & Dalen Townsend with the San Tan Chapter of the Arizona Archaeology Society for inviting S.A.L.T. to meet at the San Tan Historical Society Museum in Queen Creek this summer!

<https://azarchsoc.org/SanTan>

**"Unless there is CONTEXT,
it's all arts and crafts."**

Steve Watts


BACK OPEN IN OCTOBER! S'EDAV VA'AKI MUSEUM



in English it is
"Central
Platform
Mound."

**Pronounced:
SUE DOVE VE
AWKEY**

S'EDAV VA'AKI Museum (Pueblo Grande Museum) is an archaeological site once inhabited by the Hohokam culture, just east of downtown Phoenix, next to Sky Harbor International Airport. It's a National Historic Landmark and Phoenix Point of Pride accessible by the Sky Train and the Light Rail. Now part of the City of Phoenix Arts & Culture Department, it's the largest preserved archaeological site in Phoenix.



4619 E. Washington St, Phoenix, AZ 85034 (602) 495-0901

Welcome to our Object of the Month highlight series! June 7th is World Atlatl Day and since we can't celebrate in person this year because of our summer renovations, SVM wanted to spotlight a replica atlatl and replica projectiles.

The atlatl is a weapon predating the bow and arrow. They've been used in many cultures worldwide for thousands of years and have proven to be effective weapons. It is a stick with a hook on the end to hold projectiles. The throwing action used with an atlatl increases the distance, speed, and force of the projectile.

Slide through the images in the rest of this post to see how atlatls are used in action!

[#SedavVaaki](#) [#Museum](#) [#Collections](#) [#ObjectOfTheMonth](#) [#Atlatl](#)
[#WorldAtlatlDay](#)



"Primitive (first) skills are our shared inheritance. It is the shared thread which links us to our prehistory and binds us together as human beings." Steve Watts



**S.A.L.T. CAMPOUT / PARADE July 4th – 6th
in Heber/Overgaard. For info email Mari Townsend
grasshopper0714@yahoo.com**



DON'T MISS THE JULY 2025 S.A.L.T. SKILLS MEETING SATURDAY, JULY 19th 10 am - 2 pm

at the San Tan Historical Society Museum
20425 S. Old Ellsworth Rd., Queen Creek, AZ


(Remember to bring something for the Potluck Brunch!)

**S.A.L.T. FLINT KNAPPERS and the S.A.L.T.
DRUMMING CIRCLE will meet at 9 am**

S.A.L.T. SKILL #4 TOOLS

**Make Bone Needles and Bone Awls
with Charlie Tadano**

SKILL	Apprentice Level I	Apprentice Level II	Apprentice Level III
4. Building Tools	Make a fire hardened Digging Stick, Shell Scraper, and Bone Needle	Make a Hoko Knife, Bone Awl and Pressure Flaker	Make a pecked and ground Stone Axe and a Pump Drill



Bone Needles and Awls



LEVEL I of SKILLS 1, 2 and 3 INSTRUCTION PROVIDED AT EVERY SKILL MEETING DEPENDING ON THE WEATHER...

SKILL	Apprentice Level I	Apprentice Level II	Apprentice Level III
1. Cutting Tool	Make a flake and Discoidal Blade	Make flakes from three different rocks and refine the tools	Demonstrate a use or project with the tool
2. Cordage	Make a uniform 3 foot length of cordage	Process three different fibers and make cordage	Demonstrate a use or project with the cordage
3. Friction Fire	Demonstrate one method of primitive fire starting	Forage for materials, construct hand drill or bow drill and make fire	Make a complete Fire Kit to use and display


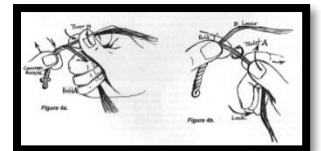
SKILL #1 CUTTING TOOL: Level I

Make a flake and discoidal blade.



SKILL #2 CORDAGE: Level I

Make a uniform 3-foot length of cordage.



SKILL #3 FRICTION FIRE: Level I

Demonstrate one method of primitive fire starting.



(Beads will be given out to new members when Level I of all three of the above Membership Requirement Skills are completed, and dues are paid.)

Remember to bring your own primitive tools and materials to the Monthly Skill Meetings, if you have them. Materials for the Membership Requirement Skills are provided at each meeting for guests and new members.

Also, you are responsible to sign in at meetings and events to be included in the newsletters, etc. and note on the sign-in sheet each level of each skill you complete to be awarded your beads. You need to make a Personal Bead to receive the leather thong for your Skill Beads. Thanks!

JUNE 2025 S.A.L.T. SKILLS MEETING HIGHLIGHTS

Saturday, June 21, 2025

Board Members in attendance: Charlie & Tamara Tadano, Jennifer Ahumada, Bob Sizemore, Bill Warner, and Justin Sowden

Members in attendance: Noah Ahumada, Dalen & Mari Townsend, Ernie Verrue, Carlos Acuna, and Dan & Conrad Goldman

Guests: Stephanie & Victoria

S.A.L.T. FLINT KNAPPERS & DRUMMERS MEET BEFORE OUR SKILLS CLASS at 9:00 am

SKILL	Apprentice Level I	Apprentice Level II	Apprentice Level III
5. Flint Knapping	Demonstrate Core Reduction by Percussion	Use Percussion to produce Bi face Preform	Make primitive tools such as Southwestern Points



SKILL	Apprentice Level I	Apprentice Level II	Apprentice Level III
25. Musical Instruments / Games	Take a class and make an instrument or game	Make and learn how to play 1 instrument and 1 game on your own	Demonstrate and display 3 instruments and 3 games

S.A.L.T. SKILL #4 TOOLS

Make a Digging Stick & Shell Scraper
with Charlie Tadano

SKILL	Apprentice Level I	Apprentice Level II	Apprentice Level III
4. Building Tools	Make a fire hardened Digging Stick, Shell Scraper, and Bone Needle	Make a Hoko Knife, Bone Awl and Pressure Flaker	Make a pecked and ground Stone Axe and a Pump Drill




Charlie teaching the Digging Stick



Noah and Jennifer



Ernie, Bill, and Bob




Charlie teaching how to Fire Harden the Digging Stick



Bob



Dalen



Erne



Justin



Ernie working on his Schell Scraper

Thank you to Tamara for taking all the pictures for me!

S.A.L.T. MEMBERS OUT AND ABOUT

FIRE TO FIRE GATHERING by Billy & Reena Nickel



Reena



Reena & Billy




Burned Bowl Making with Shane



Compression Hafting using a blade made from a piece of rock and willow as cordage with David Holladay



McKYLE taught a Trap Making Class using the resources (Tule Grass) around the pond.



Reena and David

ARIZONA KNAPPERS SUMMER KNAP-IN by Bill Warner

Meet other Arizona Knappers, trade rock, show off your points, and flake some stone in the cool pines! Hope to see you there in a couple of weeks!



S.A.L.T. MEMBERS PROJECT / INFO GALLERY STINGING NETTLE CORDAGE FISHING LINE by Bill Warner



I wish I'd made a gorge "hook" to try as well, but success in the first test of some stinging nettle cordage I made with my 9-year-old grandson, who made nice cordage as fast as I can after 45 seconds of instruction. He made about 2' of the line that we tied to a stick found at the park where his cub scout pack were having a fishing day. After the first 2 or 3 bluegills on a conventional rod, nearly all the rest of the 41 bluegill my grandson caught came on the primitive set-up, though with a brass hook. His fellow scouts kept wanting to borrow the stick and string!

"Knowledge is not complete
until it is passed on." Steve Watts



37TH RABBITSTICK

in Rexburg, Idaho

SEPTEMBER 14 – 20, 2025

Rabbitstick Primitive Skills Gathering, held the 3rd week of September in ID, is the premier Backtracks event. Rabbitstick is the oldest of all of the modern primitive skills events and has been the model for most of the events currently running worldwide. Each year we host nearly 150 instructional and support staff who provide a camp with hands-on classes that run 9am-5pm for 5 days for about 400 registered participants. This is an unparalleled opportunity to learn skills and get to know teachers that you can trust. Visit our new website [-rabbitstick.com](http://rabbitstick.com) – for complete event and registration details.

Backtracks has assembled one of the largest and most complete rosters of primitive skills teachers and practitioners available anywhere. Backtracks is your source for the best instructional staff you'll find at any event. **Join us next year!**

www.rabbitstick.com

[Register On-Line Today](#)
[Share a Ride Bulletin Board](#)
[Meet Our Staff](#)

Rabbitstick | (208) 359-2400 | backtracks905@gmail.com
societyofprimitivetechnology@gmail.com



Bulletin of Primitive Technology website at primitive.org. Order back issues, download a complete index of topics and titles, or view the entire first issue and newsletters for free. Don't miss out on this amazing collection of information. It's up and running and ready to take your orders now.

<https://www.facebook.com/Backtracks-Keeping-Traditions-Alive-213565755397099/?fref=Nf>



FALL CAMP for ANCESTRAL SKILLS October 9 - 12, 2025

Instructors:

Please check in with Patrick if you would like to teach.

[Email Patrick HERE](#)

[Fall Camp Website](#)



WINTER COUNT

MARK YOUR CALENDARS FOR

FEBRUARY 15-21, 2026

REGISTRATION WILL OPEN NOVEMBER 1, 2025

Winter Count, (started 1995), is part of a family of gatherings that strive to reconnect people with old ways of making fire, tanning hides, forming metal, weaving baskets, hunting, gathering and much more. We teach ancestral skills that were essential to the survival and well-being of all cultures, no matter what continent your ancestors came from. Through the understanding and mastery of these skills, people find that they can connect not only to a simpler way of living life but also to the roots of their heritage and to a pathway to interact more deeply with the natural world.

We provide a camp with some of the best instructors in their fields, teaching what they have learned through experience, experimentation and through source materials. Some of the instructors have spent many years perfecting their crafts. Some have managed archeological sites while others have lived deeply among the wild places, hunting, raising their own food and making their own clothing and tools from the most basic elements. We are a diverse group of people from many experiences, opinions, and family backgrounds, who come together to share what it is that makes us excited about life.

Winter Count is a drug, alcohol, and firearm free event.

Winter Count 505-570-9484

369 Montezuma Avenue, #326, Santa Fe, NM 87501

WinterCountCamp@gmail.com

www.WinterCountCamp.com

PRESCOTT PRIMITIVE LIVING SKILLS Prescott, Arizona

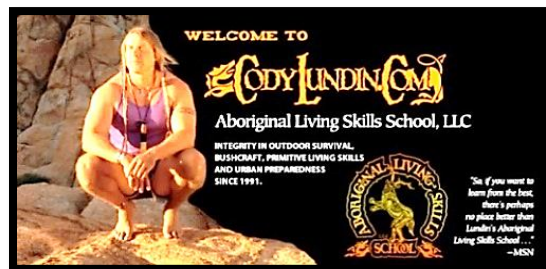
Check out Kiowa Sage on Facebook!

Hello friends! It's Kiowa Sage! I started a local meetup group to teach courses on primitive living skills, nature awareness and outdoor survival skills - all of which I've been training in for many years. All classes ranging from two hour workshops, day long classes and multiple day immersion courses. Skills and knowledge bases such as making fire with sticks, edible and medicinal plants, animal trapping and tracking, fiber arts and weaving, basic outdoor survival skills and how to do more with less in the outdoors. Right now I only have a couple classes listed until I acquire more traffic. Check out some of the listings that are available! www.meetup.com

Watch for new listings of classes that are offered, and there will be more to come!

-Kiowa Sage

THE MORE YOU KNOW, THE LESS YOU NEED



www.codylundin.com abodude@codylundin.com

《 》 BETWEEN THE RIVERS GATHERING 《 》

May 25th – 30th, 2026



Email Mullein HERE with any further questions

Between the Rivers Gathering is a week-long educational workshop for learning skills that originated in the stone-age all the way up to modern homesteading. We are an annual event located in Washington State about an hour north of Spokane. We will have a multitude of instructors offering a broad-range of classes all week long. Included will be wilderness survival skills of all kind, basic and homespun living, preparedness and skills of a practical and archeological nature.

We offer hands-on classes in ancestral living and survival, and we also focus on the skills of self-sufficiency and sustainable living to minimize our impact on this planet we all share. Come join our community and experience for yourself what an ancestral skills gathering is all about!

**Ancestral Skills for Self-Sufficiency
Sponsored by Bridges to the Past 501(c)(3)**

**Northeastern Washington State Ancestral Skills & Self-Sufficiency
Gathering**

Other [Skills Gatherings](#)

[BtR T-Shirt](#)

Burning questions that can't wait? Contact us: patrickf@bridgestothepast.org

[Betweentheiversgathering.com](http://betweentheiversgathering.com)

Hi folks, I'll be renting furnished and unfurnished Yurts and Bell tents again this year. Included is a community Kitchen yurt or shade cloud to store your cooler and will also include cooking tables, stoves & pans etc.

See between the river's website for more info.

Prices for the whole week are \$300 unfurnished, \$400 furnished. Call or email CampingYurts.com

BTR LOGO HATS ARE AVAILABLE!

Kandis Larson is making Between the Rivers Gathering Logo Hats and making them available to you! Each hat has a leather patch branded with our BTR logo that we have all grown to love, no two are alike, and have a primitive touch to them.

kandiscreated@gmail.com

509-994-0585 cell .@kandis created
(Instagram)



**IMAGINE US IN
THE STONE AGE**



Earth Knack

Courses, Classes, and Programs



Independent Living Skills ... More Important Now Than Ever! Hands-On, In-Person Instruction ... More Important Now Than Ever! Lighthearted Positive Teachings ... More Important Now Than Ever!
Top Quality Instruction ... Our Specialty Since 1990!
Robin Blankenship, Founder, Owner and Instructor of Earth Knack School Author: [How To Play In The](#)

[Woods](#) (Gibbs Smith, Publisher 2016)

[Earth Knack: Stone Age Skills for the 21st Century](#) (Peregrine Books - Gibbs Smith 1996)

P.O.#508 Crestone Colorado 81131

719 256 4909

earthknackschool@gmail.com

<http://www.earthknack.com/>



**Dear RMS family & friends,
~ Live What You Love ~**

All classes held at Reeves Mountain School include hearty meals fresh from the homestead, class supplies, hot showers, and campsite. Camping is free, or stay in a yurpee (\$10 per night per person), single cabin (\$25 per night, sleeps 1), or double cabin (\$50 per night, sleeps 1-2+), availability permitting. We provide complimentary shuttle service from Roosevelt, AZ, or caravan in your own 4X4. Shuttle pickup is at 4 p.m., first day of class.


Please see our [website](#) to enroll and to get more information Sign up online!

www.reevismountain.org/classes

Order all your favorite Reeves Mountain Remedies online!

www.reevismountain.org/country-store

Blessings, Peter Bigfoot & the RMS Interns



Visit the Primitive Lifeways Store!

The Primitive Lifeways store is up and running. This month we are featuring new merchandise including beautifully crafted prehistoric replica pottery and jewelry. We are still selling stickers for less than a cup of coffee at Starbucks. By purchasing our new merchandise, you are helping us educate the public on archaeological preservation and the

sharing of free information.

[Click Here](#) to visit our store.

Jeff Martin

Jeff@primitivelifeways.com


Volunteers Needed for City of Phoenix Park Steward Program



The City of Phoenix Park Steward Program is looking for volunteers to help maintain, clean, and preserve our trails. Help make a difference in your community!

Visit volunteer.phoenix.gov to apply or

reach out to 602-495-5458 for more information on how to get involved!



2025 MEMBERSHIP DUES

SINGLE \$20.00 or FAMILY \$40.00

Please pay at a Skills Meeting or mail them to
S.A.L.T. Treasurer,

TAMARA TADANO

12840 N. 45th Drive, Glendale, AZ 85304

Please make the check out to Tamara Tadano

Or Zelle Tamara at 602-920-8228

S.A.L.T. MEMBERSHIP ITEMS

The Tan "Fishing Shirt" Style S.A.L.T. Membership Shirts are available by pre-order. Please contact Charlie Tadano to order your Shirt at 602-524-6910

**NEW BLACK S.A.L.T. T-SHIRTS,
LONG SLEEVED SHIRTS, HOODIES**



**And NEW LEATHER S.A.L.T.
PATCHES are available!**

(Special pricing for members) S.A.L.T. PATCHES \$5.00
(Memberships receive one free)

ATTENTION

S.A.L.T. Members and Associates!

Please send in pictures and articles for this newsletter! Send in information on projects you are working on, information you have found on primitive skills, pictures from trips to archaeological sites, etc.

Send it to saltskills@gmail.com



STONE AGE TECHNOLOGY FROM PRIMITIVE WAYS

ALSO, THINK ABOUT TEACHING ONE OF OUR SKILLS CLASSES!

Contact Charlie Tadano at 602-524-6910

S.A.L.T. CONTACT INFORMATION:

Website: www.saltskills.com

e-mail address: saltskills@gmail.com

For **MEMBERSHIP** information call Charlie Tadano at 602-524-6910 or Bob Sizemore at 520-705-9780 or e-mail saltskills@gmail.com

For **EVENTS** and **BEAD** information contact Donna Moses at 602-384-1359 or saltdonna1@gmail.com

For **S.A.L.T. e-Newsletter** or **Website info** contact Laura Robins, Editor at 623-533-0847 or e-mail saltskills@gmail.com