

STUDY of ANCIENT LIFEWAYS and TECHNOLOGIES

S.A.L.T. MISSION STATEMENT

S.A.L.T.'s primary goal is to understand, practice and share all life skills and arts of the ancient world. This is accomplished by regular Skills Meetings and informing the public through various Events.



www.saltskills.com

saltskills@gmail.com

Charlie Tadano, President

Tom Wax, Vice President

Jennifer Ahumada, Secretary

Tamara Tadano, Treasurer

Laura Robins, Newsletter Editor / Webmaster

Donna Moses, Events / Bead Chairperson

Volume 14, Issue 2

S.A.L.T. e-NEWSLETTER

FEBRUARY 2023

S. A. L. T. CALENDAR

NEXT S.A.L.T. SKILLS MEETING / EVENT
SATURDAY, FEBRUARY 18th
10 am – 1 pm

**S.A.L.T. SKILL # 5 FLINT KNAPPING -
Pressure Flaking with Bob, Charlie & Tom**
QUARTERLY BOARD MEETING FOLLOWS MEETING

at PUEBLO GRANDE MUSEUM

(Please bring a dish to share for the potluck Brunch!)

UPCOMING 2023 MEETINGS & EVENTS:

WUERTZ GOURD FESTIVAL - FEBRUARY 3 – 5, 2023

WINTER COUNT - FEBRUARY 19 – 25, 2023

S.A.L.T. FIELDTRIP TO WINTER COUNT – FEB. 20th
Call Charlie to get on the list! 602-524-6910

PGM ANCIENT TECH DAY – SATURDAY, MARCH 11, 2023
S.A.L.T. will do ATLATL on the Range

Saturday, March 18th SKILLS MEETING at PGM

S.A.L.T. SKILL # 4 TOOLS -Make a Hoko Knife with Gary Alves
Make Pine Pitch Adhesive with Charlie & Bob

AZ ARCHAEOLOGY EXPO Saturday, April 1st
10 am – 2 pm SAN TAN HISTORICAL SOCIETY MUSEUM, Queen Creek

Saturday, April 15th SKILLS MEETING at PGM
S.A.L.T. SKILL # 20 BOWS & ARROWS – Make a primitive arrow

**REMEMBER TO WEAR YOUR S.A.L.T. SHIRTS
TO ALL MEETINGS AND EVENTS!**

*All Members make sure Tamara has your name
on the membership list for free entry into PMG!*



WINTER COUNT

FEB. 20-26, 2022

Registration is closed!

However, S.A.L.T. will be going for a whole day as a Group to visit Winter Count which is east of Florence, Arizona on Monday, February 20, 2023. We will be traveling as a group and meeting in Florence and then making the trip into the Winter Count site due to the limited parking available. If you have not attended Winter Count, it is a great venue! You will get to see and meet many talented Instructors, watch different classes, and get to shop to those hard-to-find items needed for your next skills projects! Attending is a very fun experience, and it may encourage you to attend the next Winter Count in 2024 for the entire week. You must register early! This one opened 11/1/22 and was closed by 11/11/22!

We need to provide the Winter Count Staff with the names of the S.A.L.T. members that will be attending for the day. Please call Charlie if you are interested as soon as possible in case the list becomes too long and you cannot be added. In early February we will be sending the list of S.A.L.T. Member attendees to the Winter Count staff. Please bring a light folding chair, some snacks & water, cash, good walking shoes, a hat, and layer your clothes for the weather. We usually eat some breakfast at Burger King and then on our way out, stop for dinner somewhere in Florence.

MEET IN FLORENCE, AZ at BURGER KING on HWY 287

**AT 10:00 am. Call Charlie Tadano at 602-524-6910 if you
have questions and to get on the list.**

PUEBLO GRANDE MUSEUM



Pueblo Grande Museum is an archaeological site once inhabited by the Hohokam culture, just east of downtown Phoenix, next to Sky Harbor International Airport. It's a National Historic Landmark and Phoenix Point of Pride accessible by the Sky Train and the Light Rail. Part of the City of Phoenix Parks and Recreation Department since 1929, it's the largest preserved archaeological site in Phoenix.

4619 E. Washington St, Phoenix, AZ 85034 (602) 495-0901

**"Unless there is CONTEXT,
it's all arts and crafts." Steve Watts**



20TH ANNUAL
Wuertz Farm
GOURD FESTIVAL
February 3-4-5, 2023

PINAL FAIRGROUNDS & EVENT CENTER
CASA GRANDE, AZ

FRI & SAT 9am-5pm
SUN 10am-3pm

Admission \$12 (Kids FREE)
Rain or Shine - Many activities indoors

A FULL-DAY TRIP TO THE WORLD-FAMOUS GOURD FESTIVAL FULL OF

- Amazing Gourd Artists
- Tools & Supplies
- 4 Days of Gourd Art Classes
- AZGS Judged Competition
- Live Entertainment
- Unique Atmosphere
- Flashgourden
- Dried ready to craft gourds
- Kindergourden
- Variety of Food Trucks
- Mini Gourdster Races (Saturday)
- Polynesian Dancers
- Gourd Honey

MORE INFORMATION:
wuertzfarm@wuertzfarm.com
www.wuertzfarm.com
520-424-7337



A GOURD FESTIVAL?

Wuertz Farm's "Running of the Gourds" is an incredible annual event held at the Pinal Fairgrounds and Events Center. It's a festival that is hard to put into words. It features over 100 amazing gourd vendors selling unique one-of-kind masterpieces crafted from this versatile fruit. From crafty, to functional, to extreme fine art, you will see it all.

When you enter the fairgrounds, you are welcomed with a large display of whimsical and seasonal gourds. These displays are set out to provide ideas, photo opportunities and an overall bright start for what's to come.

At the end of the displays, you will be welcomed into "Kindergourden", an educational experience teaching you the ABC's about gourds you probably didn't know.

As you venture further into the fairgrounds you will see the gourd shopping area which houses over 50,000 dried gourds. Here you will be able to look through over 30 different varieties of gourds and hand select the perfect gourds to purchase for your unique creations.

As you shop for gourds you will start to smell the aroma of the many food vendors that are there to provide you with their culinary treats.

Next, take a stroll through Building #2 which holds a judged gourd competition hosted by the Arizona Gourd Society. Artists enter their gourd art into an array of categories to be judged and awarded ribbons. The Arizona Gourd Society also offers various chances of winning a piece of art. You can also have a say in the judging by voting for the "people's choice" award. [Click Here](#) for more information on the judged show.

In the vendor building you will find row after row of vendors selling their amazing masterpieces. You will see artwork ranging from a few dollars, all the way up to several thousand dollars. From crafty to extreme fine art, you will see it all.

Throughout most of the festival you will also be entertained by an array of entertainers such as musicians, "Gourd Washington" on his noble steed, Polynesian dancers and "Flash Gourden."

Saturday afternoon is a special time at the festival as we have the Gourdster Race. This race features mini cars made from gourds that resemble the pinewood derby races that boy scouts have. This race is fun and comical and also has a prize of \$100 to the fastest gourd car. Car kits are purchased from Wuertz Gourd farm prior to the race and built before the festival begins. [Click Here](#) to purchase a Car Kit.

Gourd classes are also offered. Classes are scheduled during all three days of the festival as well as the Thursday before the festival begins. In these classes you can learn the techniques needed to work on gourds. Registration begins online around the middle of December at www.wuertzfarm.com. A preview of the classes offered will be emailed two days prior to registration to all those on our email list. Send us an email at wuertzfarm@wuertzfarm.com to be placed on our email list.

Not sure where to stay? Why not stay on the grounds! The Pinal Fairgrounds also offers RV Parking. Camping not your thing? No problem, we recommend the Holiday Inn Express, the Comfort Inn and the new Best Western just down the road in Casa Grande.



WINTER COUNT

MARK YOUR CALENDARS FOR
FEBRUARY 19-25, 2023

As Of November 11, 2022,
Registration Is Now Full.

We do not have a waiting list. We have created a post on our Facebook page where anyone who registered but can't attend can offer their spot to someone else.

Check [HERE](#) to see these messages.

This year we have raised our prices for the first time since 2017.

PRICES:

Adult Early Registration \$385 (17 and up) (November 1, 2022 - January 15, 2023)

Adult Regular Registration- \$475 (Starting January 16, 2023)

Teen Registration- \$195 (13-16)

Youth Registration- \$165 (Ages 9-12)

Kids Registration- \$60 (Ages 4-8)

Wee Ones (ages 1 to 3) FREE

Day Passes (or any number of days less than full registration) will be available starting Jan 16, 2023 unless full week registration fills up, in which case day passes will not be available. Adults \$95/day, Teen (13-16) \$45/day, Youth (9-12) \$40/day, Kids (4-8) \$15/day, Wee Ones Still free!

Don't have access to credit cards or prefer to mail us a certified money order or cashier's check? Click on the "Download Mail-In Registration Form" button below.

Refund Policy

For all refunds, rollovers, and transfers, **we must be notified via email.**

Refunds are available up to 30 days prior to the event. There is a \$50 fee for refunds. Refunds can be obtained by contacting the office VIA EMAIL (**Required**) at least 30 days prior to the start of the event. Feel free to call us but we need to have the request via email also.

Rollovers and Transfers: Arrangements can be made to roll over the tuition to the following year's gathering or transfer it to another participant. There is a \$35 administration fee for rollover or transferred tickets. **For a rollover, you must contact us BY EMAIL before the beginning of the event. For a transfer, you must contact us BY EMAIL 30 days prior to the start of the event.**

No rollovers, refunds or transfers after the event begins.

The Weather

Extreme weather conditions are becoming more of a concern. If catastrophic conditions require us to close the camp during an event, refunds will not be available. There are trip insurance options available through brokers that provide a policy to cover such an occurrence.

Discount Policy

We maintain a small financial aid fund generated through raffles and donations from a few of our instructors. Requests may be made for access to that fund starting Nov. 1.

People trying to register using Internet Explorer as their browser may have trouble. Please use Chrome, Safari, or Firefox.

Winter Count, (started 1995), is part of a family of gatherings that strive to reconnect people with old ways of making fire, tanning hides, forming metal, weaving baskets, hunting, gathering and much more. We teach ancestral skills that were essential to the survival and well-being of all cultures, no matter what continent your ancestors came from. Through the understanding and mastery of these skills, people find that they can connect not only to a simpler way of living life but also to the roots of their heritage and to a pathway to interact more deeply with the natural world.

We provide a camp with some of the best instructors in their fields, teaching what they have learned through experience, experimentation and through source materials. Some of the instructors have spent many years perfecting their crafts. Some have managed archeological sites while others have lived deeply among the wild places, hunting, raising their own food and making their own clothing and tools from the most basic elements. We are a diverse group of people from many experiences, opinions, and family backgrounds, who come together to share what it is that makes us excited about life.

Winter Count is a drug, alcohol, and firearm free event.

Winter Count 505-570-9484
369 Montezuma Avenue, #326, Santa Fe, NM 87501

WinterCountCamp@gmail.com
www.WinterCountCamp.com

Have a Question? We are here to help!
Email: wuertzfarm@wuertzfarm.com



**DON'T MISS THE FEBRUARY 2023
S.A.L.T. SKILLS MEETING!
Saturday, February 18th 10 am - 1 pm**

QUARTERLY BOARD MEETING FOLLOWS MEETING



SKILL	Apprentice Level I	Apprentice Level II	Apprentice Level III
5. Flint Knapping	Demonstrate Core Reduction by Percussion	Use Percussion to produce Bi-face Preform	Make primitive tools such as Southwestern Points

S.A.L.T. SKILL # 5 FLINT KNAPPING
Pressure Flaking with Bob, Charlie, & Tom
(Don't forget a dish to share for the potluck brunch!)




**LEVEL I of SKILLS 1, 2 and 3
INSTRUCTION PROVIDED AT EVERY SKILL
MEETING DEPENDING ON THE WEATHER...**

SKILL	Apprentice Level I	Apprentice Level II	Apprentice Level III
1. Cutting Tool	Make a flake and Discoidal Blade	Make flakes from three different rocks and refine the tools	Demonstrate a use or project with the tool
2. Cordage	Make a uniform 3 foot length of cordage	Process three different fibers and make cordage	Demonstrate a use or project with the cordage
3. Friction Fire	Demonstrate one method of primitive fire starting	Forage for materials, construct hand drill or bow drill and make fire	Make a complete Fire Kit to use and display

SKILL #1 CUTTING TOOL: Level I
Make a flake and discoidal blade.



SKILL #2 CORDAGE: Level I
Make a uniform 3 foot length of cordage.



SKILL #3 FRICTION FIRE: Level I
Demonstrate one method of primitive fire starting.



(Beads will be given out to new members when Level I of all three of the above Membership Requirement Skills are completed and dues are paid.)

Remember to bring your own primitive tools and materials to the Monthly Skill Meetings, if you have them. Materials for the Membership Requirement Skills are provided at each meeting for guests and new members.

Also, you are responsible to sign in at meetings and events to be included in the newsletters, etc. and note on the sign-in sheet each level of each skill you complete to be awarded your beads. You need to make a Personal Bead to receive the leather thong for your Skill Beads. Thanks!

JANUARY 2023 S.A.L.T. SKILLS MEETING HIGHLIGHTS

Saturday, January 21, 2023

Board Members in attendance: Charlie & Tamara Tadano, Laura Robins, Bob Sizemore, Jennifer Ahumada, Tom Wax, Ron & Donna Moses, and Gary Alves

Members in attendance: Carlos Acuna, Arturo Ramirez, Susan Jeffay, Beau Robins, Diane Wax, Noah Ahumada, Joyce Alves, Aurora Oberloh, Sylvia Lee, Donald Raker, Rocky Hettinger, Jim Digregario, Sam Sargent, Teresa McCoy, Bill Warner, Molly Fraley, and Linda Jolle

Welcome New Members: Bob Still, Jon Helleson, Christina Tatalovich and Peter Wellman

Guests: Edward, Pam, & Jacob Traum, Elliana York, Lanly Le, Samantha Bomkamp, Sarah Lei Spagnolo

S.A.L.T. SKILLS #1, 2, & 3

By Charlie, Tom, Bob, Jennifer, Laura and Bill

SKILL	Apprentice Level I	Apprentice Level II	Apprentice Level III
1. Cutting Tool	Make a flake and Discoidal Blade	Make flakes from three different rocks and refine the tools	Demonstrate a use or project with the tool
2. Cordage	Make a uniform 3 foot length of cordage	Process three different fibers and make cordage	Demonstrate a use or project with the cordage
3. Friction Fire	Demonstrate one method of primitive fire starting	Forage for materials, construct hand drill or bow drill and make fire	Make a complete Fire Kit to use and display

THE ANNUAL MEMBERSHIP MEETING WAS HELD BEFORE THE SKILLS MEETING



S.A.L.T. President, Charlie Tadano



Laura's son, Beau, came!



THE 2023 S.A.L.T. ANNUAL MEMBERSHIP MEETING

WAS HELD BEFORE THE 1/21/23 SKILLS MEETING

Motion to open meeting at 10:02 am by Charlie, Second by Laura. All approved, MC


Approval of the January 15, 2022 Annual Membership Meeting Minutes: Motion to approve by Laura, Second by Donna. Discussion: none, Vote: unanimous, mc

Acceptance of the Treasurer's Report for Audit by Tamara Motion to accept by Laura, second by Donna. Discussion: none. Vote: unanimous, mc

Motion for a S.A.L.T. Memorial Brick for Amanda Lyons by Tom, second by Tamara, Donna & Jennifer. Vote: unanimous, mc

S.A.L.T. BOARD ELECTIONS

Nominations for Vice President were open. Charlie nominated Tom and he accepted. All agreed. Tom Wax was voted in for another two-year term.



Nominations for Secretary were open. Laura nominated Jennifer and she accepted. All agreed. Jennifer Ahumada was voted in for another two-year term.



MEMBER INPUT ON SOME IDEAS FOR UPCOMING SKILLS CLASSES

HERBS – MEDICINAL PLANTS

MUSHROOMS – Bill Warner

POTTERY as an additional 4-week class

Suggestions from last year not yet accomplished...

MUSICAL INSTRUMENTS

PIGMENTS

PRIMITIVE BOW

AXES

WILLOW BASKETS

HOKO KNIFE

SHARD PENDANTS - Arturo

Call for Members to do Demos at the Veterans and First Responders Camping trip on June 9-11, 2023, at Stoneman Lake. Food will be provided. Call Tamara if you are interested. 602-920-8228

Motion to close meeting at 10:35 am by Blob, second by Tom. All approved, MC



SKILL #1 DISCOIDAL BLADE



Bob and Charlie taught Discoidal Blade



Beau



Bill demoed Flint Knapping



and taught Cordage, too!

SKILL #2 CORDAGE



Jennifer and Laura taught Cordage



SKILL #3 FRICTION FIRE



Tom taught Bow Drill and Hand Drill Fire





Tom and his grandson, Noah



Beau did a Hand Drill Fire. His Dad would be proud!



DELICIOUS POTLUCK BRUNCH!



Bob taught Bow Drill Fire

Thank you to everyone who brought the awesome dishes!



S.A.L.T. MEMBERS PROJECT GALLERY

BIRCH BARK CONTAINER PROJECT By Mountain (Ron) Moses



Thanks to connections in northern states, I am fortunate to have sources for Birch bark, to be used in various primitive skills projects. My recent focus has been on experimenting with constructing containers that make use of the natural round shape of birch tree trunks. As a steward of the north wood's forests, I never harvest bark from live trees but seek out fallen trees and

branches. The presence of oils in the bark makes it very resistant to decay as opposed to the inner wood which often rots away in one or two seasons. This is particularly true in wet boggy locations. The result is often intact bark cylinders with an exceptionally soft and easily removed inner wood core. In other instances, the cylinder may not be intact, but the bark can be collected as a sheet of useable material.

This characteristic of the decaying trees allows a choice on how I construct the container. Using intact cylinders greatly simplifies the process but has some restrictions on the end results. The white bark is always on the outside. This may be very appealing visually but is also means that the water-resistant surface is on the inside. More significantly, the container diameter is fixed by its existing natural size.



Sheets of bark, on the other hand, can be soaked in water and then recurred so the brownish water-resistant side faces outward. This is also the way that bark is faced for Birch bar canoes. The diameter can be varied depending on how much of the width is used. When using sheets, the two outer edges of the container need to be attached together, typically with stitches of root, sinew, fiber, or small wood pegs.



I like to use easily shaped Red Cedar for the bases and lids. The outer bands, which are attached with the opposite side out, adding strength and structure, plus they provide a finished appearance. Sections of antler or bone provide knobs for the Cedar lids. I am planning to demonstrate these processes at Winter Count during February.

S.A.L.T. MEMBERS OUT AND ABOUT

INDIAN MARKET VOLUNTEER BANQUET with Peter Huegel

A few weeks ago, I spent a Saturday volunteering to help at the Indian Market at Pueblo Grande Museum.

It is an annual event that allows the desert SW region's finest Native American artists to show off and sell their creations. In addition to over 100 artisan booths the market features traditional Native American performances, ancestral demonstrations, and Native foods. The main stage has Native American entertainers and Tribal Royalty appearing.

I volunteered to spend about 4 hours at the "Artifact Cart" showing visitors various ancient Hohokam artifacts and explaining their uses. I also spent about 4 hours at the "Hospitality Station" which has free food and beverages for all of the artisans.

As a thank you to the volunteers at the event they have a dinner for us. The dinner was this past Friday evening, January 27th. Being honest sometimes the "thank you" dinners and lunches have less than wonderful food. This one hit a home run in my book.



Outside the door of the banquet room a group had set up to make fresh Indian fry bread. The aroma was incredible.



Inside was a long row of tables with all the fixings to make “Navajo tacos.” There were chaffing dishes with two kinds of beans. One with meat and one without for the Vegans in the crowd. Then there were all the other fixings like shredded lettuce, shredded cheese, diced tomatoes, diced onions, and of course both red and green salsa to top it all off.

The dessert and beverage table had a juice made of bananas, strawberries, and kiwi. It was thick and awesome flavored.



There were Navajo Cake Bundles wrapped in corn husks much like a Tamale but also having a thin piece of corn husk used as a ribbon to tie them.



Another pan had Green Chili and Chicken Phyllo wraps. See the photos if you want to know the ingredients.

During dinner a Native American flute player set the mood with his music. He was wearing some awesome jewelry. After his performance I asked him about the jewelry, and he said he had made it himself. His comment was, “If you want it done right, you do it yourself.”





The director of the museum also made an important announcement that many knew was in the making but did not know when it was going to happen. Last night she announced that the leaders of the local Salt River Pima Maricopa Indian Community whose ancestors are the focus of the museum had submitted their recommendation for a new name for the museum and the city that owns and operates the museum approved the name change. It will take some time but Pueblo Grande Museum will become S'edav Va'aki.

The new name in English is “Central Vahki”. The primary reason for the name change is that the name “Pueblo Grande” is Spanish not Native American.






PERSONAL THOUGHT: Pueblo Grande opened as a museum in 1929. I do not think it is any coincidence that this name change comes during a time of tearing down statues, changing the names of schools, and deciding what your personal pronouns can be. It seems the change is more a reflection of our current times than it is of our appreciation of the past. Merely my opinion. - Peter

CARLSBAD CAVERNS N.P.
with Tom & Diane Wax



To give you a sense of how big Carlsbad Caverns N.P. is, [Diane Federici Wax](#) and I hiked about 3.5 miles in the cave without repeating the same path or walkway.

Here are some photos from when we were there at Carlsbad Caverns N.P. There is an elevator that will take you down to the main part of the cave, but we took the Natural Entrance Trail down into the cave. However, we did take the elevator back up to the Earth surface. The elevator is fun in itself and really shouldn't be missed.



Attention all SALT Members and prospective members!

ANCIENT TECH DAY
at **PUEBLO GRANDE MUSEUM**
Saturday, March 11, 2023, 9am - 3pm



S.A.L.T. will be participating in Pueblo Grande Museum's Ancient Technology Day as we have been doing for many years. Please make every attempt you can to help us with the Atlatl Range and Skills Demos.

We need many hands to man the Atlatl Range as it is always a very popular activity.

Mark the day on your calendar and make plans to be there. Thank you!

ARIZONA ARCHAEOLOGY EXPO
SATURDAY, APRIL 1st 10 am – 2 pm

Theme: The San Tan Chapter of the Arizona Archaeological Society is inviting the public to a Free Event to learn about Arizona Archaeology from a host of activities and demonstrations. Check Website: azarchsoc.org/SanTan or contact M. Britton at mbrit@cox.net for more information

ARCHAEOLOGY MINI EXPO:
STUDYING THE PAST IN THE PRESENT TO SEE THE FUTURE!

Presented by:
The San Tan Chapter of the AZ Archaeological Society





Come and learn about AZ archaeology in a **no-charge**, hands-on setting with pottery making, flint napping, adobe brick making, safe hiking, Site Stewardship and so much more.

April 1, 2023 10:00 am-2:00 pm
San Tan Historical Society Museum
20435 S Old Ellsworth Rd, Queen Creek
Parking is behind Museum



Remember, participation in SALT activities are a part of membership!

Call Event Chairperson Donna Moses at 602-384-1359
saltdonna1@gmail.com
or S.A.L.T. President Charlie Tadano at 602-524-6910
info@tripletpromotions.com



Between the Rivers Gathering
May 29th - June 3rd, 2023
 Ancestral Skills for Self-Sufficiency

Between the Rivers Gathering is a week-long educational workshop for learning skills that originate in the stone-age all the way up to modern homesteading. We are an annual event located in Washington State about an hour north of Spokane. We will have a multitude of instructors offering a broad-range of classes all week long. Included will be wilderness survival skills of all kind, basic and homespun living, preparedness and skills of a practical and archeological nature.

We offer *hands-on classes in ancestral living and survival*, and we also focus on the skills of *self-sufficiency* and *sustainable living* to minimize our impact on this planet we all share. Come join our community and experience for yourself what an ancestral skills gathering is all about!



Ancestral Skills for Self-Sufficiency
 Sponsored by Bridges to the Past 501(c)(3)
 Northeastern Washington State Ancestral Skills &
 Self-Sufficiency Gathering

Other [Skills Gatherings](#)

FALL CAMP October 12-15, 2023

[BtR T-Shirt](#)

Burning questions that can't wait? Contact us: patrickf@bridgestothepast.org

Betweentheriversgathering.com


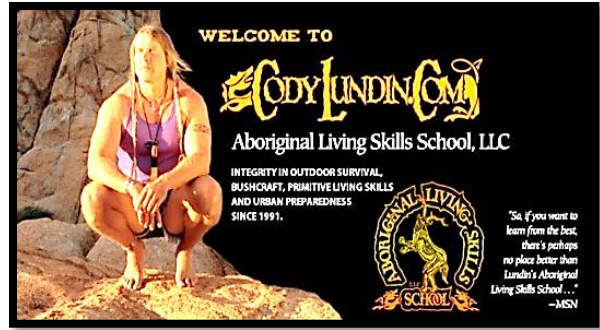
BTR LOGO HATS ARE AVAILABLE!



Kandis Larson is making Between the Rivers Gathering Logo Hats and making them available to you! Each hat has a leather patch branded with our BTR logo that we have all grown to love, no two are alike, and have a primitive touch to them.

kandiscreated@gmail.com

509-994-0585 cell . [@kandis created \(Instagram\)](#)



Visit the
Primitive Lifeways Store!

The Primitive Lifeways store is up and running. This month we are featuring new merchandise including beautifully crafted prehistoric replica pottery and jewelry. We are still selling stickers for less than a cup of coffee at Starbucks. By purchasing our new merchandise, you are helping us educate the public on archaeological preservation and the sharing of free information.

[Click Here](#) to visit our store.
 Jeff Martin

Jeff@primitivelifeways.com

NEED YOUR HELP!

Jax's Project has been growing by leaps and bounds! He has had the opportunity to touch the lives of 185 Veterans who are transitioning from homeless to healing. If you would like to help, put bags together, supply items, or donate money for supplies, you can partner with Jax in honoring these Veterans.

Please call Tamara if you can help at 602-920-8228.
 The website is: www.americanveteransranch.org



Jax and the Veterans



Dear RMS family & friends,
~ Live What You Love ~



All classes held at Reevis Mountain School include hearty meals fresh from the homestead, class supplies, hot showers, and campsite. Camping is free, or stay in a yurpee (\$10 per night per person), single cabin (\$25 per night, sleeps 1), or double cabin (\$50 per night, sleeps 1-2+), availability permitting. We provide complimentary shuttle service from Roosevelt, AZ, or caravan in your own 4X4. Shuttle pickup is at 4 p.m., first day of class. Please see our [website](http://www.reevismountain.org) to enroll and to get more information Sign up online!


www.reevismountain.org/classes

Order all your favorite Reevis Mountain Remedies online!
www.reevismountain.org/country-store

Blessings, Peter Bigfoot & the RMS Interns

PRESCOTT PRIMITIVE LIVING SKILLS Prescott, Arizona

Check out Kiowa Sage on Facebook!



Hello friends! It's Kiowa Sage! I started a local meetup group to teach courses on primitive living skills, nature awareness and outdoor survival skills - all of which I've been training in for many years. All classes ranging from two hour workshops, day long classes and multiple day immersion courses. Skills and knowledge bases such as making fire with sticks, edible and medicinal plants, animal trapping and tracking, fiber arts and weaving, basic outdoor survival skills and how to do more with less in the outdoors. Right now I only have a couple classes listed until I acquire more traffic. Check out some of the listings that are available! www.meetup.com Watch for new listings of classes that are offered, and there will be more to come!
-Kiowa Sage



35TH RABBITSTICK in Rexburg, Idaho SEPTEMBER 10 - 16, 2023

Rabbitstick Primitive Skills Gathering, held the 3rd week of September in ID, is the premier Backtracks event. Rabbitstick is the oldest of all of the modern primitive skills events and has been the model for most of the events currently running worldwide. Each year we host nearly 150 instructional and support staff who provide a camp with hands-on classes that run 9am-5pm for 5 days for about 400 registered participants. This is an unparalleled opportunity to learn skills and get to know teachers that you can trust. Visit our new website - rabbitstick.com - for complete event and registration details. Backtracks has assembled one of the largest and most complete rosters of primitive skills teachers and practitioners available anywhere. Backtracks is your source for the best instructional staff you'll find at any event. Join Us!

www.rabbitstick.com

[Register On-Line Today](#)
[Share a Ride Bulletin Board](#)
[Meet Our Staff](#)

Rabbitstick | (208) 359-2400 | backtracks905@gmail.com | societyofprimitivetech@gmail.com



Bulletin of Primitive Technology website at [-primitive.org](http://primitive.org). Order back issues, download a complete index of topics and titles, or view the entire first issue and newsletters for free. Don't miss out on this amazing collection of information. It's up and running and ready to take your orders now.

<https://www.facebook.com/Backtracks-Keeping-Traditions-Alive-213565755397099/?fref=nF>

~Primitive (first) skills are our shared inheritance. It is the shared thread which links us to our prehistory and binds us together as human beings.~ Steve Watts

ATTENTION

S.A.L.T. Members and Associates!

Please send in pictures and articles for this newsletter! Send in information on projects you are working on, information you have found on primitive skills, pictures from trips to archaeological sites, etc.

Send it to saltskills@gmail.com





STONE AGE TECHNOLOGY FROM PRIMITIVE WAYS

ALSO, THINK ABOUT TEACHING ONE OF OUR SKILLS CLASSES!

Contact Charlie Tadano at 602-524-6910

**"Knowledge is not complete
until it is passed on."
Steve Watts**



2023 MEMBERSHIP DUES ARE DUE !

SINGLE \$12.00 & FAMILY \$24.00

(New memberships are
pro-rated throughout the year)

Please mail them to S.A.L.T. Treasurer,

TAMARA TADANO
12840 N. 45th Drive
Glendale, AZ 85304

Please make the check out to
Tamara Tadano

S.A.L.T. MEMBERSHIP ITEMS

The Tan "Fishing Shirt" Style S.A.L.T. Membership Shirts are available by pre-order. Please contact Charlie Tadano to order your Shirt at 602-524-6910

**NEW BLACK S.A.L.T. T-SHIRTS,
LONG SLEEVED SHIRTS, HOODIES**



**and S.A.L.T. PATCHES
are available!**

(Special pricing for members) S.A.L.T. PATCHES \$5.00
each
(Memberships receive one free)

S.A.L.T. CONTACT INFORMATION:

Website: www.saltskills.com

e-mail address: saltskills@gmail.com

For MEMBERSHIP information call Charlie Tadano at 602-524-6910 or Bob Sizemore at 520-705-9780 or e-mail saltskills@gmail.com

For EVENTS and BEAD information contact Donna Moses at 602-384-1359 or saltdonna1@gmail.com

For S.A.L.T. e-Newsletter or Website info contact Laura Robins, Editor at 623-533-0847 or e-mail saltskills@gmail.com