



STUDY of ANCIENT LIFEWAYS and TECHNOLOGIES

S.A.L.T. MISSION STATEMENT

S.A.L.T.'s primary goal is to understand, practice and share all life skills and arts of the ancient world. This is accomplished by regular Skills Meetings and informing the public through various Events.

www.saltskills.com

saltskills@gmail.com

Charlie Tadano, President Tom Wax, Vice President
Laura Robins, Newsletter Editor/Webmaster

Jennifer Ahumada, Secretary Tamara Tadano, Treasurer
Donna Moses, Events / Bead Chairperson

Volume 13, Issue 1

S.A.L.T. e-NEWSLETTER

JANUARY 2022

S. A. L. T. CALENDAR

NEXT S.A.L.T. SKILLS MEETING

SATURDAY, JANUARY 15th

10 am – 1 pm

S.A.L.T. SKILL #24 Decoration

SHELL ETCHING with Peter Huegel

ANNUAL MEMBERSHIP MEETING and Elections

(Please bring a dish to share for the potluck Brunch!)

at PUEBLO GRANDE MUSEUM

UPCOMING 2022 MEETINGS & EVENTS:

Thursday, January 27th Legacy School Event
S.A.L.T. SKILLS DEMOS Call Tamara to help out at 602-920-8228

Saturday, February 19th SKILLS MEETING at PGM
S.A.L.T. SKILL #4 TOOLS – Bone Awls with Ron Moses
QUARTERLY BOARD MEETING FOLLOWS

February 20th – 26th WINTER COUNT

Saturday March 19th SKILLS MEETING at PGM
S.A.L.T. SKILL #25 – MUSICAL INSTRUMENTS – Gourd Rattles with Ron

March 26th SAN TAN ARCHAEOLOGY EXPO

REMEMBER TO WEAR YOUR S.A.L.T. SHIRTS TO ALL MEETINGS AND EVENTS!

*All Members make sure Tamara has your name
on the membership list for free entry into PMG!*

HAPPY NEW YEAR!



WINTER COUNT

MARK YOUR CALENDARS FOR

FEB. 20-26, 2022

Details on page 8

PUEBLO GRANDE MUSEUM



Pueblo Grande Museum is an archaeological site once inhabited by the Hohokam culture, just east of downtown Phoenix, next to Sky Harbor International Airport. It's a National Historic Landmark and Phoenix Point of Pride

accessible by the Sky Train and the Light Rail. Part of the City of Phoenix Parks and Recreation Department since 1929, it's the largest preserved archaeological site in Phoenix.

4619 E. Washington St, Phoenix, AZ 85034 (602) 495-0901

*"Unless there is CONTEXT,
it's all arts and crafts." Steve Watts*



**DON'T MISS THE JANUARY 2022
S.A.L.T. SKILLS MEETING!**
Saturday, January 15th 10 am - 1 pm



SKILL #24 Decoration SHELL ETCHING with Peter Huegel

SKILL	Apprentice Level I	Apprentice Level II	Apprentice Level III
24. Decoration – Pigments, etc.	Make a personal S.A.L.T. Bead	Research 6 different kinds of decoration such as pigments, etc.	Display 3 different items that were decorated by you

I am teaching how the Huhugam (people of the Hohokam culture of the SW) used an acid etching technique to make shell jewelry (These are photos of pieces I made a couple years ago).

The Huhugam figured out how to acid etch items nearly 1,000 years before a similar technique was discovered in Europe.



**LEVEL I of SKILLS 1, 2 and 3
INSTRUCTION PROVIDED AT EVERY SKILL
MEETING DEPENDING ON THE WEATHER...**

SKILL	Apprentice Level I	Apprentice Level II	Apprentice Level III
1. Cutting Tool	Make a flake and Discoidal Blade	Make flakes from three different rocks and refine the tools	Demonstrate a use or project with the tool
2. Cordage	Make a uniform 3 foot length of cordage	Process three different fibers and make cordage	Demonstrate a use or project with the cordage
3. Friction Fire	Demonstrate one method of primitive fire starting	Forage for materials, construct hand drill or bow drill and make fire	Make a complete Fire Kit to use and display

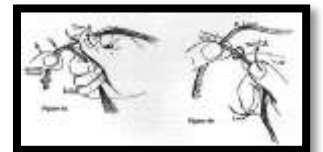
SKILL #1 CUTTING TOOL: Level I

Make a flake and discoidal blade.



SKILL #2 CORDAGE: Level I

Make a uniform 3 foot length of cordage.



SKILL #3 FRICTION FIRE: Level I

Demonstrate one method of primitive fire starting.



(Beads will be given out to new members when Level I of all three of the above Membership Requirement Skills are completed and dues are paid.)

Remember to bring your own primitive tools and materials to the Monthly Skill Meetings, if you have them. Materials for the Membership Requirement Skills are provided at each meeting for guests and new members.

Also, you are responsible to sign in at meetings and events to be included in the newsletters, etc. and note on the sign-in sheet each level of each skill you complete to be awarded your beads. You need to make a Personal Bead to receive the leather thong for your Skill Beads. Thanks!

DECEMBER 2021 S.A.L.T. SKILLS MEETING HIGHLIGHTS

Saturday, December 18, 2021
Pueblo Grande Museum

Board Members in attendance were: Laura Robins, Bob & Carol Sizemore, Tom Wax, Jennifer Ahumada, Ron & Donna Moses

Members in attendance: Luis & Noah Ahumada, Diane Anderson, Peter Huegel, Donald Raker, Joe Hodges, Tom Adkins and Susan Roxburg

Guests: Hugh Jorgan, Heidi Roupp and Vincent Cheny

SKILL #18 Traps & Snares Level I - PIUTE DEADFALLS with Tom Wax

SKILL	Apprentice Level I	Apprentice Level II	Apprentice Level III
18. Traps / Snares	Take a class on Traps & Snares	Make a Piute Deadfall and two others on your own	Catch an animal or fish with a Trap or Snare that you made on your own



Tom Wax taught a great class on the Piute Deadfall



Tom Adkins



Joe Hodges



Laura Robins



Donna & Ron Moses



Bob & Carol Sizemore



Great Potluck Brunch as always!



Jennifer Ahumada



Peter Huegel's delicious
Taco Pasta Chili



Bob Sizemore demoed two new Bow Drills, a Double Rope Bow Drill and an Egyptian Bow Drill. See his article on pages 5 & 6.

DECEMBER 2021 S.A.L.T. HOLIDAY PARTY HIGHLIGHTS

After the Skills Meeting on 12/18/21 at Charlie & Tamara's House



Everyone brought condiments for Charlie & Tamara's awesome Chicken Curry!



Tamara & Charlie



Emilio & Linda Jolle



Josh Roeder, Bob and Peter



Noah, Luis and Jennifer



Ramsey, Nova, Kevin Lyons, Charlie, Tamara, Carol and Diane



Amanda & Jennifer



Noah making music!



Bob, Emilio, Linda and Peter



White Elephant Gift Exchange!

Bob had two of the new Bow Drills in the gifts and they were the hit!



Tamara & Charlie, Diane & Tom

S.A.L.T. MEMBERS PROJECT GALLERY

NEW BOW DRILLS by Bob Sizemore

I recently ran across some bow drilling techniques that I would like to share with all of you. The first one came from a YouTube video by Felix Immler titled "Double Rope Bow Drill/Swiss Army Knives Tips and Tricks 35/40. He claims to have heard the idea from a friend of his, so credit where credit is due. I urge you to watch the video.



The Double Rope Bow Drill

When I tried the "double rope bow drill" I was immediately successful. It is so very simple. All you need is a length of cord and a fairly short stick with a little curve to it. As with all bow drilling, a straight stick works, but a little curve helps reduce interference between the bow and drill.



Starting the Wrap

Next, tie the cord in a loop about as long as your bow. This may need some adjusting. Attach the cord to the top end of the bow. You can make a notch or use a stick with a Y at the top. Then lay your drill across the bow and cord.



Next you will bring the cord around the drill and back through the center of the two cords.



Pull the cord down to the handle area, and either place your thumb or forefinger through the loop. Apply a little tension on the cord and if you've done it right the drill will not fall off the setup.



The drill stays in the wrap

And now you are ready to drill. All the other elements of friction fire production apply.



Drilling

The next drill I also found on the internet while looking for verification of the multi wrap style of bow drill that is being called an "Egyptian Bow Drill".



The two cord reciprocating drill

I was unable to find any murals from antiquity that showed any multi wrapped bow drills. What I did notice was a three cord reciprocating drill. It looks complicated, but it is really simple and easy to use. It incorporates a fairly short bow about 16 inches long and a fairly long drill about 16 inches long. You drill three holes in the drill shaft spread evenly apart. Drill a hole just above the handle area and two holes at the top end, side by side.



Partway through the cycle

To rig the cord, put it thru the handle end and through the center hole on the drill. Adjust the length of the cord and tie a knot at each end. Now roll the drill down the bow to the handle. Take another cord and put it through one hole of the drill and tie a knot. Thread it through the top holes on the bow, then back down through the bottom hole on the drill. Adjust the length so that the two cords are even. Now you can test your setup by rolling your drill up the bow. The center cord should unwrap and the two outer cords should wrap up.



Since the drill is a semi-permanent part of the rig, I made a chuck at the bottom of the drill to accept short drill points such as Seep Willow, Yucca, Nolina etc.



My first chuck was made of square steel tubing. However, you can use wood or bone. Sharpen the top of your drill to accept a bearing cap.

While looking for proof of the "Egyptian Bow Drill" I did see a number of depictions of single wrap style bow drills. However, I noticed that the bows were quite long. After some experimenting, I ended up with a bow about 36 inches long. It seemed to work fairly well, however the long bow made it difficult to control. I remembered seeing a multi wrap style so I tried it with eight wraps and a loose cord that seemed to work pretty well. The only issue was that I had to hold the bow at an angle to keep the cords from wrapping over each other.



Multi wrap

So try these methods and give me feedback. I'd love to know how it worked for you. Suggestions and comments are always appreciated. Happy Drilling.

Bob Sizemore

S.A.L.T. MEMBERS OUT AND ABOUT

NEW BEAD MUSEUM in Prescott, Arizona by Steven Hall

I drove down to Prescott to visit friends and take a tour of the new Bead Museum (opening soon). This place is absolutely incredible with thousands of beads and antiques, some dating back thousands of years! A history of humans through tools, beads and art from cultures all over the world. The proprietor [Thomas Stricker](#) and my buddy [Justin Lunt](#) are a wealth of information when it comes to beads, and you can really see the passion when they eagerly answer any questions you might have. You guys have to check this place out! Thank you Justin and Thomas!



Wuertz Farm's 19th Annual "RUNNING OF THE GOURDS" Gourd Festival



- *Amazing Gourd Artists
- *Tools & Supplies
- *Judged Gourd Competition (Hosted by AZGS)
- *4 Days of Reserved Classes (Registration opens December 9th)
- *Gourd Honey
- *Kindergourden
- *Sonoran Desert in Gourds
- *Flash Gourdon
- *Gourd Games
- *Mini Gourdster Races (Saturday)
- *Non-Stop Live Musical Entertainment
- *Wide Variety of Food Trucks
- *RV Parking (Reservations - 520-723-7881)
- *Thousands of Dried Gourds for Sale!

For more festival information call Kathy at 520-723-4432
For Class information and gourd orders call 520-424-7337

Festival News

Vendors- Are you interested in being a vendor at our 2022 Festival? Please contact Kathy Wuertz at kathywuertz@wuertzfarm.com.

TEACHERS- Are you interested in teaching gourd art at our 2023 festival? Or, Do you know an instructor who you want to take a class from? I am currently looking for teachers for our 2023 Gourd Festival. Please email Leah Wuertz at Leahwuertz@gmail.com



Interested in Entering Gourd Art in a Competition?

Click this [Link](#) or the AZGS Logo to direct you to the AZGS Homepage. There you will find Rules, Regulations and Registration Forms!





WINTER COUNT

**MARK YOUR CALENDARS FOR
FEB. 20-26, 2022**

Registration for Winter Count 2022 will begin November 1, 2021.

Don't have access to credit cards or prefer to mail us a certified money order or cashier's check? Click on the "Download Mail-In Registration Form" button below.

Prices:

Adult Early Registration \$345 (17 and up) (November 1, 2021 - January 15, 2022)

Adult Regular Registration- \$435 (Starting January 16, 2022)

Teen Registration- \$175 (13-16)

Youth Registration- \$150 (Ages 9-12)

Kids Registration- \$50 (Ages 4-8)

Wee Ones (ages 1 to 3) FREE

Day Pass registration has been pushed back and will be available starting Jan 16th, 2022 unless full week registration fills up, in which case day passes will not be available. Adults \$95/day, Teen (13-16) \$45/day, Youth (9-12) \$40/day, Kids (4-8) \$15/day, Wee Ones Still free!

[Work trade applications](#) will be available starting November 1, 2021.

Refund and Discount Policy: **If we need to cancel due to Covid, we will issue either full refunds or Rollovers without and administration fee.** Otherwise, \$25 of each tuition is a non-refundable deposit for Rollovers or \$50 for Refunds. Refunds can be obtained by contacting the office 30 days prior to the start of the event. After that date, arrangements can be made to Rollover the tuition to the gathering you registered for or transfer it to another participant.

For a Rollover or refund, you must contact us before the beginning of the event.

No refunds or transfers after the event begins. Extreme weather conditions are becoming more of a concern. If catastrophic conditions require us to close the camp during an event, refunds will not be available. There are trip insurance options available through brokers that provide a policy to cover such an occurrence.

We maintain a small financial aid fund generated through raffles and donations from a few of our instructors.

[Requests may be made for access to that fund starting Nov. 1.](#)

People trying to register using Internet Explorer as their browser may have trouble. Please use Chrome, Safari or Firefox.

[Download Mail-In Registration Form](#)

Winter Count
2119 Calle Tecolote
Santa Fe, NM 87505

Winter Count 505-570-9484 | WinterCountCamp@gmail.com
www.WinterCountCamp.com



Between the Rivers Gathering

May 20th- June 4th, 2022

Ancestral Skills for Self-Sufficiency

Sponsored by Bridges to the Past 501(c)(3)

Northeastern Washington State Ancestral Skills & Self-Sufficiency Gathering

Between the Rivers Gathering is a week-long workshop for learning skills that originate in the stone-age all the way up to modern homesteading. We are an annual event located in Washington State about an hour north of Spokane. We will have a multitude of instructors offering a broad-range of classes all week long. Included will be wilderness survival skills of all kind, basic and homespun living, preparedness and skills of a practical and archeological nature.

We offer **hands-on classes in ancestral living and survival**, and we also focus on the skills of *self-sufficiency* and *sustainable living* to minimize our impact on this planet we all share. Come join our community and experience for yourself what an ancestral skills gathering is all about!

Warning: *Attending Between the Rivers Gathering may change your life!*

Other [Skills Gatherings](#)

[BtR T-Shirt](#)

Burning questions that can't wait? Contact

us: patrickf@bridgestothepast.org

Betweentheriversgathering.com

BTR LOGO HATS ARE AVAILABLE!



Kandis Larson is making Between the Rivers Gathering Logo Hats and making them available to you! Each hat has a leather patch branded with our BTR logo that we have all grown to love, no two are alike, and have a primitive touch to them.

kandiscreated@gmail.com

509-994-0585 cell . @kandis created (Instagram)



Visit the

Primitive Lifeways Store!

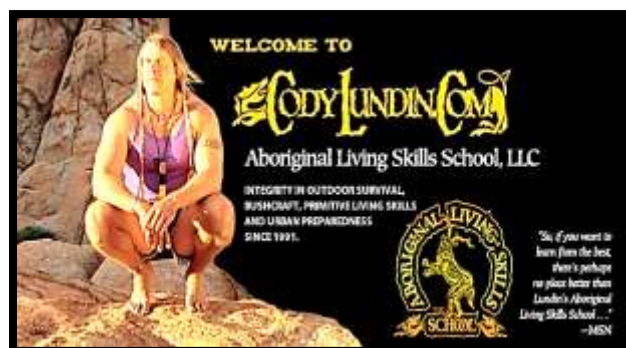
The Primitive Lifeways store is up and running. This month we are featuring new merchandise including beautifully crafted prehistoric replica pottery and jewelry. We are still selling stickers for less than a cup of coffee at Starbucks. By purchasing our new merchandise,

you are helping us educate the public on archaeological preservation and the sharing of free information.

[Click Here](#) to visit our store.

-Jeff Martin

Jeff@primitivelifeways.com





34TH RABBITSTICK

in Rexburg, Idaho

SEPTEMBER 11 - 17, 2022

**"Rabbitstick is the Mother Church
of Primitive Technology"**

-Steve Watts, Past President of the Society of Primitive Technology

Rabbitstick Primitive Skills Gathering, held the 3rd week of September in ID, is the premier Backtracks event. Rabbitstick is the oldest of all of the modern primitive skills events and has been the model for most of the events currently running worldwide. Each year we host nearly 150 instructional and support staff who provide a camp with hands-on classes that run 9am-5pm for 5 days for about 400 registered participants. This is an unparalleled opportunity to learn skills and get to know teachers that you can trust. Visit our new website - rabbitstick.com - for complete event and registration details. Backtracks has assembled one of the largest and most complete rosters of primitive skills teachers and practitioners available anywhere. Backtracks is your source for the best instructional staff you'll find at any event. Join Us!

www.rabbitstick.com

[Register On-Line Today](#)
[Share a Ride Bulletin Board](#)
[Meet Our Staff](#)

Rabbitstick | (208) 359-2400 | backtracks905@gmail.com
societyofprimitivetech@gmail.com



Bulletin of Primitive Technology website at primitive.org. Order back issues, download a complete index of topics and titles, or view the entire first issue and newsletters for free. Don't miss out on this amazing collection of information. It's up and running and ready to take your orders now.

<https://www.facebook.com/Backtracks-Keeping-Traditions-Alive-213565755397099/?fref=nf>

PRESCOTT PRIMITIVE LIVING SKILLS

Prescott, Arizona

Check out Kiowa Sage on Facebook!

Hello friends! It's Kiowa Sage! I started a local meetup group to teach courses on primitive living skills, nature awareness and outdoor survival skills - all of which I've been training in for many years. All classes ranging from two hour workshops, day long classes and multiple day immersion courses. Skills and knowledge bases such as making fire with sticks, edible and medicinal plants, animal trapping and tracking, fiber arts and weaving, basic outdoor survival skills and how to do more with less in the outdoors. Right now I only have a couple classes listed until I acquire more traffic. Check out some of the listings that are available!
www.meetup.com

Watch for new listings of classes that are offered, and there will be more to come!

-Kiowa Sage



Dear RMS family & friends,
~ Live What You Love ~



All classes held at Reevis Mountain School include hearty meals fresh from the homestead, class supplies, hot showers, and campsite. Camping is free, or stay in a yurpee (\$10 per night per person), single cabin (\$25 per night, sleeps 1), or double cabin (\$50 per night, sleeps 1-2+), availability permitting. We provide complimentary shuttle service from Roosevelt, AZ, or caravan in your own 4X4. Shuttle pickup is at 4 p.m., first day of class. Please see our [website](#) to enroll and to get more information

Sign up online!

www.reevismountain.org/classes

Order all your favorite Reevis Mountain Remedies online!
www.reevismountain.org/country-store



Blessings, Peter Bigfoot & the RMS Interns

"Primitive (first) skills are our shared inheritance. It is the shared thread which links us to our prehistory and binds us together as human beings." Steve Watts

ATTENTION

S.A.L.T. Members and Associates!

Please send in pictures and articles for this newsletter! Send in information on projects you are working on, information you have found on primitive skills, pictures from trips to archaeological sites, etc.

Send it to saltskills@gmail.com



STONE AGE TECHNOLOGY FROM PRIMITIVE WAYS



ALSO, THINK ABOUT TEACHING ONE OF OUR SKILLS CLASSES WHEN WE GET BACK TO PGM!

Contact Charlie Tadano at 602-524-6910

**"Knowledge is not complete until it is passed on."
Steve Watts**

S.A.L.T. STORE

T-SHIRTS & PATCHES will be available at all S.A.L.T. Skill Meetings





S.A.L.T. T-SHIRTS are available in all sizes at \$20.00 each (Special pricing for Members)



S.A.L.T. PATCHES \$5.00 each (Memberships receive one free)



**Have a place to store and carry all of your S.A.L.T. Projects and Tools! \$15.00 each (Special price for members)
Call Charlie for availability on Totes
602-524-6910**



2022 MEMBERSHIP DUES ARE DUE IN JANUARY !

SINGLE \$12.00 & FAMILY \$24.00

*(New memberships are
pro-rated throughout the year)*

Please mail them to S.A.L.T. Treasurer,

TAMARA TADANO

12840 N. 45th Drive

Glendale, AZ 85304

Please make the check out to
Tamara Tadano

S.A.L.T. MEMBERSHIP ITEMS

The Tan "Fishing Shirt" Style S.A.L.T. Membership Shirts are available by pre-order. Please contact Charlie Tadano to order your Shirt at **602-524-6910**

**S.A.L.T. T-SHIRTS
and S.A.L.T. PATCHES
are still available!**

There may be some Tote Bags, too.

The S.A.L.T. "Sonoran Desert, Sorting out the Weak" T-SHIRT is available to anyone interested for \$15.00 each. They will be available at most S.A.L.T. Monthly Skill Meetings and Events until they are gone. (Only a few left!)

S.A.L.T. CONTACT INFORMATION:

Website: www.saltskills.com

e-mail address: saltskills@gmail.com

For **MEMBERSHIP** information call Charlie Tadano at 602-524-6910 or Bob Sizemore at 520-705-9780 or e-mail saltskills@gmail.com

For **EVENTS** and **BEAD** information contact Donna Moses at 602-384-1359 or saltdonna1@gmail.com

For **S.A.L.T. e-Newsletter** or **Website info** contact Laura Robins, Editor at 623-533-0847 or e-mail saltskills@gmail.com