



STUDY of ANCIENT LIFEWAYS and TECHNOLOGIES

S.A.L.T. MISSION STATEMENT

S.A.L.T.'s primary goal is to understand, practice and share all life skills and arts of the ancient world. This is accomplished by regular Skills Meetings and informing the public through various Events.

www.saltskills.com

saltskills@gmail.com

Charlie Tadano, President Tom Wax, Vice President
Laura Robins, Newsletter Editor/Webmaster

Jennifer Ahumada, Secretary Tamara Tadano, Treasurer
Donna Moses, Events / Bead Chairperson

Volume 12, Issue 7

S.A.L.T. e-NEWSLETTER

JULY 2021

S. A. L. T. CALENDAR

NEXT S.A.L.T. SKILLS MEETING...

**ALL MEETINGS AND EVENTS ARE STILL
CANCELLED UNTIL FURTHER NOTICE**

at PUEBLO GRANDE MUSEUM

4619 E. Washington St., Phoenix, AZ 85034 602-495-0901



Unfortunately we haven't heard any news regarding re-opening. My fingers and toes remain crossed that we will be able to resume the in-person meetings in the fall as well.

We are hoping Indian Market might happen. Everything is dependent upon Fire Department review of special event applications for outdoor events like Indian Market.

Thanks for checking in. I promise I will let you know as soon as I hear anything!

Pueblo Grande Museum's outdoor interpretive trails remain open to the public free of charge Monday – Saturday from 9 am – 4:45pm.

We have two trails - the portal loop trail near the grand canal and our main interpretive trail that includes the platform mound, Hohokam House replicas, and ballcourt.

The indoor exhibits (including the restrooms) remain closed. Even though we are still only partially open, it is wonderful to see so many people enjoying the beautiful weather and outdoor interpretive trails.

Check our website and follow us on Facebook (<https://www.facebook.com/PuebloGrandeMuseum>) and YouTube (<https://www.youtube.com/c/PuebloGrandeMuseumArchaeologicalPark/videos>).

Please let us know if you have any questions.

Laura Andrew, Visitor Services Supervisor
City of Phoenix Parks and Recreation
Pueblo Grande Museum and Archaeological Park
Office: 602-495-0901



**S.A.L.T. LOOKS FORWARD TO GETTING BACK
TO PGM
WITH SKILLS MEETINGS...**

**THE MUSEUM SHOULD BE OPENING UP
AGAIN IN THE NEXT COUPLE OF MONTHS!
THE DATE HAS YET TO BE DETERMINED...**

WATCH FOR E-MAIL UPDATES!

MEANWHILE, STAY SAFE!



HOMework

**For all S.A.L.T. Members
and Associates!**

While you are looking for something to do at home... please go to our S.A.L.T. Website, www.saltskills.com and scroll way down to the bottom beyond CONTACT US and open the S.A.L.T. SKILLS pdf under S.A.L.T. INFO. Look through all the skills and please e-mail us the ones you are interested in learning to saltskills@gmail.com

We can include "How To" information in our newsletters and on the website.

THANK YOU!!!

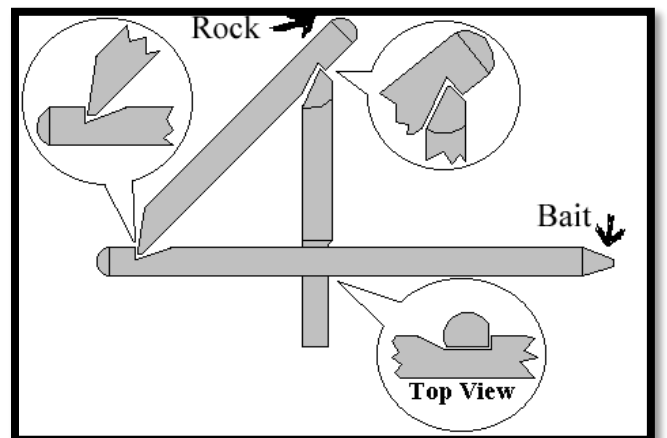
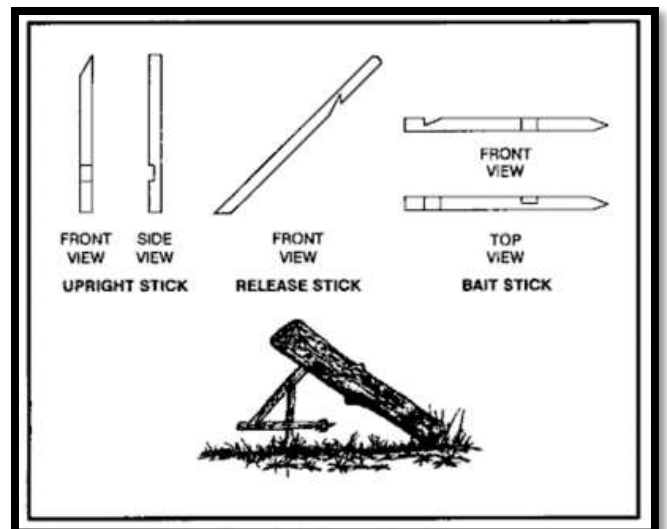
S.A.L.T. MEMBERS PROJECT GALLERY

LET'S MAKE AN AXEHEAD! Part V
by Charlie Tadano

HAFTING

SORRY, WILL BE IN THE AUGUST ISSUE!

**USE YOUR KNIFE!
MAKE A FIGURE 4 DEADFALL**
by Tom & Laura Robins



BOW DRILL STONE SOCKETS by Tom Wax

While on my first part of my Adventures and "Walk About", I made a socket for a Bow Drill using primitive the pecking method with another stone. It took about 30 minutes to peck the divot in the stone for a Bow Drill socket.



The pecking stone has to be harder than the stone you are pecking and it needs a point. Always peck on your leg or something that can give and is not hard, like the ground. The reason being is because the stone you are pecking can break.



The socket fits nicely in the hand and will make a nice socket for a Bow Drill set. All I have to do now is add some wax or bear fat, etc. to make it run smooth in the divot for the spindle. For those in the know; How many Bow Drill sockets that you know of are made out of stone in ancient times?



HARVESTING DOGBANE by Tom Wax

Dogbane is a plant that can be used to make cordage and is related to the Tobacco plant. NO! You cannot smoke it! 🤪 I already know what some of you people are thinking. 🤪


Most people walk right passed it and do not even know what they are looking at because they have been living the city life all of their lives.

A brief description of Dogbane is that it grows in creek beds, roadside ditches, meadows where it can get water and sun.



It has opposite leaves that are long and smooth edged (See Photo). It can grow up to 4 ft. tall or there about.

Once you find some Dogbane and you want to harvest it for making cordage, you need to have a knife, small clippers, etc.



You want to take the dead stalks and not what is green (See Photo 2). Never pull the plant up with its roots. If you do, you kill the plant and no longer will have a resource for next year. Cut the dead stalks with a knife or some clippers instead. Dogbane will sprout new shoots each year and the best time to harvest is in the early fall. This is the dogbane I harvested and will use to teach with it to make cordage or I can use it for a project. I have also used the outer bark of dogbane to make a tinder bundle for fire making. How to make cordage with it will be for another time.

S.A.L.T. MEMBERS OUT ON THE TRAIL

ALIBATES FLINT QUARRIES NEW MEXICO

June 2021 by Tom Wax



The flint at Alibates Flint Quarries N.M. was quarried for about 13,000 years and most of the debutatauge dates to around 1450 AD. You can only see the flint quarries with a guided ranger and everything is protected in the National Monument, including the Alibates flint.



Photo 1: The Alibates Flint is on top of a few hills which is the white at the top in the photo. It is a Dolomite rock formation.



Photo 2: Alibates Flint can be white to red colors. In this photo is where the flint had been broken off to be quarried.



Photo 3: You cannot help but walk on the debutatauge that was once quarried here. The Alibates Flint was traded with other tribes as far as Minnesota. Alibates Flint Quarries is in the panhandle of Texas.



Photo 4: In the photo, the park ranger is standing in one of quarry pits holding a hammer stone that was found there to break down the rock.



Photo 5: Our ranger was also a flint knapper and gave a small demonstration on how to flint knap. He has been flint knapping for about a year. I turned him onto SALT and Wintercount.

Later in time of the pioneers used the flint for Flint & Steel fire making and for flintlock type rifles.



Between the Rivers Gathering

May 31st- June 5th, 2021

Ancestral Skills for Self-Sufficiency
Sponsored by Bridges to the Past 501(c)(3)

Northeastern Washington State Ancestral Skills & Self-Sufficiency Gathering



It was an amazing week spent with a fantastic group of humans in a gorgeous setting. The weeks of prep work beforehand payed off and things went well.

What is Between the Rivers Gathering? On the surface it's several things: a campout centered on teaching and learning old skills, it's a hands-on conference/extended workshop. Deep down it's a community, and I believe that is what keeps folks coming back year after year. Come for the skills, stay for the community! I consider it an honor to facilitate this event with an army of dedicated volunteers.



Between the Rivers Gathering is a week-long workshop for learning skills that originate in the stone-age all the way up to modern homesteading. We are an annual event located in Washington State about an hour north of Spokane. We will have a multitude of instructors offering a broad-range of classes all week long. Included will be wilderness survival skills of all kind, basic and homespun living, preparedness and skills of a practical and archeological nature.

We offer **hands-on classes in ancestral living and survival**, and we also focus on the skills of **self-sufficiency and sustainable living** to minimize our impact on this planet we all share. Come join our community and experience for yourself what an ancestral skills gathering is all about!

Warning: *Attending Between the Rivers Gathering may change your life!*

Other [Skills Gatherings](#)

[BtR T-Shirt](#)

Burning questions that can't wait? Contact us: patrickf@bridgestothepast.org

Betweentheriversgathering.com



BTR LOGO HATS ARE AVAILABLE!



Kandis Larson is making Between the Rivers Gathering Logo Hats and making them available to you! Each hat has a leather patch branded with our BTR logo that we have all grown to love, no two are alike, and have a primitive touch to them.

kandiscreated@gmail.com
509-994-0585 cell . @kandis created
(Instagram)

PRESCOTT PRIMITIVE LIVING SKILLS

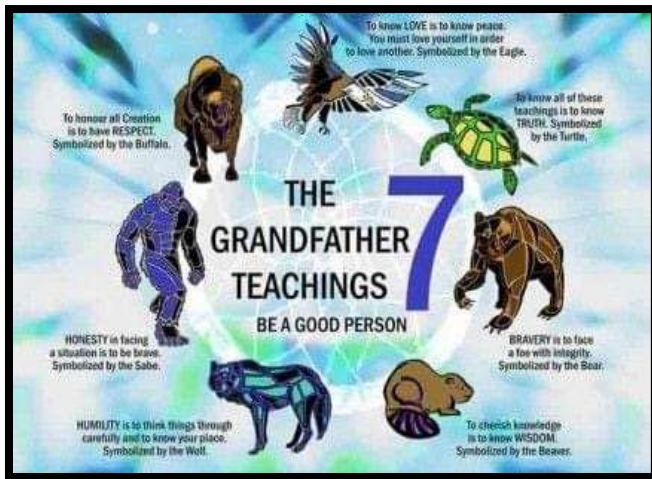
Prescott, Arizona

Check out Kiowa Sage on Facebook!

Hello friends! It's Kiowa Sage! I started a local meetup group to teach courses on primitive living skills, nature awareness and outdoor survival skills - all of which I've been training in for many years. All classes ranging from two hour workshops, day long classes and multiple day immersion courses. Skills and knowledge bases such as making fire with sticks, edible and medicinal plants, animal trapping and tracking, fiber arts and weaving, basic outdoor survival skills and how to do more with less in the outdoors. Right now I only have a couple classes listed until I acquire more traffic. Check out some of the listings that are available! www.meetup.com

Watch for new listings of classes that are offered, and there will be more to come!

-Kiowa Sage



Dear RMS family & friends,
~ Live What You Love ~



All classes held at Reeves Mountain School include hearty meals fresh from the homestead, class supplies, hot showers, and campsite. Camping is free, or stay in a yurpee (\$10 per night per person), single cabin (\$25 per night, sleeps 1), or double cabin (\$50 per night, sleeps 1-2+), availability permitting. We provide complimentary shuttle service from Roosevelt, AZ, or caravan in your own 4X4. Shuttle pickup is at 4 p.m., first day of class. Please see our [website](http://www.reevismountain.org) to enroll and to get more information

Sign up online!

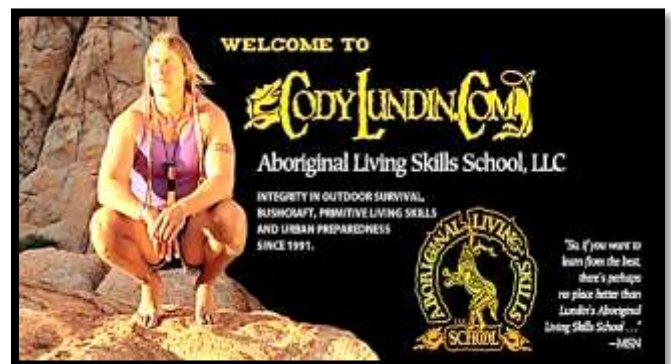
www.reevismountain.org/classes

Order all your favorite Reeves Mountain Remedies online!

www.reevismountain.org/country-store



Blessings, Peter Bigfoot & the RMS Interns



"Primitive (first) skills are our shared inheritance. It is the shared thread which links us to our prehistory and binds us together as human beings." Steve Watts



33RD RABBITSTICK

in Rexburg, Idaho

SEPTEMBER 12 - 18, 2021

**"Rabbitstick is the Mother Church
of Primitive Technology"**

-Steve Watts, Past President of the Society of Primitive Technology

Rabbitstick Primitive Skills Gathering, held the 3rd week of September in ID, is the premier Backtracks event. Rabbitstick is the oldest of all of the modern primitive skills events and has been the model for most of the events currently running worldwide. Each year we host nearly 150 instructional and support staff who provide a camp with hands-on classes that run 9am-5pm for 5 days for about 400 registered participants. This is an unparalleled opportunity to learn skills and get to know teachers that you can trust. Visit our new website - rabbitstick.com - for complete event and registration details. Backtracks has assembled one of the largest and most complete rosters of primitive skills teachers and practitioners available anywhere. Backtracks is your source for the best instructional staff you'll find at any event. Join Us!

www.rabbitstick.com

[Register On-Line Today](#)
[Share a Ride Bulletin Board](#)
[Meet Our Staff](#)

Rabbitstick | (208) 359-2400 | backtracks905@gmail.com | societyofprimitivetechnology@gmail.com



Bulletin of Primitive Technology website at primitive.org. Order back issues, download a complete index of topics and titles, or view the entire first issue and newsletters for free. Don't miss out on this amazing collection of information. It's up and running and ready to take your orders now.

<https://www.facebook.com/Backtracks-Keeping-Traditions-Alive-213565755397099/?fref=nF>



WINTER COUNT

MARK YOUR CALENDARS FOR
FEB. 13-19, 2022!

Winter Count
 2119 Calle Tecolote
 Santa Fe, NM 87505
 Winter Count 505-570-9484 | WinterCountCamp@gmail.com
www.WinterCountCamp.com

ATTENTION

S.A.L.T. Members and Associates!

Please send in pictures and articles for this newsletter!
 Send in information on projects you are working on,
 information you have found on primitive skills, pictures
 from trips to archaeological sites, etc.

Send it to saltskills@gmail.com



STONE AGE TECHNOLOGY FROM PRIMITIVE WAYS



**ALSO, THINK ABOUT TEACHING ONE OF OUR SKILLS
CLASSES WHEN WE GET BACK TO PGM!**

Contact Charlie Tadano at 602-524-6910

**"Knowledge is not complete
until it is passed on."
Steve Watts**



S.A.L.T. STORE

T-SHIRTS & PATCHES will be available at all S.A.L.T. Skill Meetings



S.A.L.T. T-SHIRTS are available in all sizes at \$20.00 each
(Special pricing for Members)



S.A.L.T. PATCHES \$5.00 each
(Memberships receive one free)



Have a place to store and carry all of your S.A.L.T. Projects and Tools! \$15.00 each
(Special price for members)
Call Charlie for availability on Totes
602-524-6910

2021 MEMBERSHIP DUES ARE DUE !

SINGLE \$12.00 & FAMILY \$24.00

(New memberships are pro-rated throughout the year)

Please mail them to S.A.L.T. Treasurer,

TAMARA TADANO

12840 N. 45th Drive

Glendale, AZ 85304

Please make the check out to
Tamara Tadano

S.A.L.T. MEMBERSHIP ITEMS

The Tan "Fishing Shirt" Style S.A.L.T. Membership Shirts are available by pre-order. Please contact Charlie Tadano to order your Shirt at **602-524-6910**

**S.A.L.T. T-SHIRTS
and S.A.L.T. PATCHES
are still available!**

There may be some Tote Bags, too.

The S.A.L.T. "Sonoran Desert, Sorting out the Weak" T-SHIRT is available to anyone interested for \$15.00 each. They will be available at most S.A.L.T. Monthly Skill Meetings and Events until they are gone. (Only a few left!)

S.A.L.T. CONTACT INFORMATION:

Website: www.saltskills.com

e-mail address: saltskills@gmail.com

For **MEMBERSHIP** information call Charlie Tadano at 602-524-6910 or Bob Sizemore at 520-705-9780 or e-mail saltskills@gmail.com

For **EVENTS** and **BEAD** information contact Donna Moses at 602-384-1359 or saltdonna1@gmail.com

For **S.A.L.T. e-Newsletter** or **Website info** contact Laura Robins, Editor at 623-533-0847 or e-mail saltskills@gmail.com