

STUDY of ANCIENT LIFEWAYS and TECHNOLOGIES

S.A.L.T. MISSION STATEMENT

S.A.L.T.'s primary goal is to understand, practice and share all life skills and arts of the ancient world. This is accomplished by regular Skills Meetings and informing the public through various Events.

www.saltskills.com

saltskills@gmail.com

Charlie Tadano, President

Tom Wax, Vice President

Jennifer Ahumada, Secretary

Tamara Tadano, Treasurer

Laura Robins, Newsletter Editor/Webmaster

Donna Moses, Events / Bead Chairperson

Volume 13, Issue 7

S.A.L.T. e-NEWSLETTER

JULY 2022

S. A. L. T. CALENDAR

NEXT S.A.L.T. SKILLS MEETING / EVENT

JULY ANNUAL S.A.L.T. CAMPOUT JULY 8 -10 Off Hwy. 260

SATURDAY, JULY 16th

9 am – Noon

S.A.L.T. SKILL #24 Decoration

ROCK ART with Peter Huegel

(Please bring a dish to share for the potluck Brunch!)

at PUEBLO GRANDE MUSEUM

UPCOMING 2022 MEETINGS & EVENTS:

Saturday July 23rd SPECIAL SKILLS EVENT

S.A.L.T. SKILL #16 MEDICINAL PLANTS – Make Lye Soap
10 – Noon at Susan Jeffay's House RSVP 602-620-3370

Saturday August 20th SKILLS MEETING at PGM

S.A.L.T. SKILL #15 EDIBLE PLANTS – Make a Corn Husk Doll and share Corn, Squash and Beans at the Potluck Brunch with Peter Huegel
QUARTERLY S.A.L.T. BOARD MEETING FOLLOWS

Saturday September 17th SKILLS MEETING at PGM

S.A.L.T. SKILL #11 CLOTHING – Make and decorate a small buckskin pouch with Laura Robins

Saturday October 15th SKILLS MEETING at PGM

S.A.L.T. SKILL #12 GOURDS – Make a gourd bowl with Ron & Donna Moses

**REMEMBER TO WEAR YOUR S.A.L.T. SHIRTS
TO ALL MEETINGS AND EVENTS!**

**All Members make sure Tamara has your name
on the membership list for free entry into PMG!**



S.A.L.T. ANNUAL CAMPOUT



FRI/SAT/SUN JULY 8 – 10, 2022

UP ON THE MOGOLLON RIM OFF HWY 260

For information and a map, please call Charlie
Tadano at 602-524-6910

PUEBLO GRANDE MUSEUM



Pueblo Grande Museum is an archaeological site once inhabited by the Hohokam culture, just east of downtown Phoenix, next to Sky Harbor International Airport. It's a National Historic Landmark and Phoenix Point of Pride accessible by the Sky Train and the Light Rail. Part of the City of Phoenix Parks and Recreation Department since 1929, it's the largest preserved archaeological site in Phoenix.

4619 E. Washington St, Phoenix, AZ 85034 (602) 495-0901

Check this out! THE STORY CONTINUES...

Pueblo Grande just put out an in depth "on-line exhibit" called The Story Continues. Here is the link to go to the part of the exhibit that includes SALT. Just scroll down past that guy at the Artifact Cart and past the parts about pottery. That is where the part about SALT is located. On the SALT photo you can move the arrows from side-to-side to get two separate full pictures.

<https://storymaps.arcgis.com/collections/54b9e45dee7a41c9ac2141cc67f52838?item=2>

-Peter Huegel

**"Unless there is CONTEXT,
it's all arts and crafts." Steve Watts**



**DON'T MISS THE JULY 2022
S.A.L.T. SKILLS MEETING!**
Saturday, July 16th 9 am - noon



SKILL #24 Decoration ROCK ART with Peter Huegel

SKILL	Apprentice Level I	Apprentice Level II	Apprentice Level III
24. Decoration – Pigments, etc.	Make a personal S.A.L.T. Bead	Research 6 different kinds of decoration such as pigments, etc.	Display 3 different items that were decorated by you



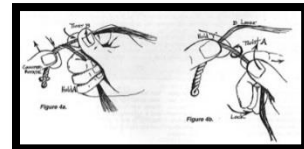
**LEVEL I of SKILLS 1, 2 and 3
INSTRUCTION PROVIDED AT EVERY SKILL
MEETING DEPENDING ON THE WEATHER...**

SKILL	Apprentice Level I	Apprentice Level II	Apprentice Level III
1. Cutting Tool	Make a flake and Discoidal Blade	Make flakes from three different rocks and refine the tools	Demonstrate a use or project with the tool
2. Cordage	Make a uniform 3 foot length of cordage	Process three different fibers and make cordage	Demonstrate a use or project with the cordage
3. Friction Fire	Demonstrate one method of primitive fire starting	Forage for materials, construct hand drill or bow drill and make fire	Make a complete Fire Kit to use and display

SKILL #1 CUTTING TOOL: Level I *Make a flake and discoidal blade.*



SKILL #2 CORDAGE: Level I *Make a uniform 3 foot length of cordage.*



SKILL #3 FRICTION FIRE: Level I *Demonstrate one method of primitive fire starting.*



(Beads will be given out to new members when Level I of all three of the above Membership Requirement Skills are completed and dues are paid.)

Remember to bring your own primitive tools and materials to the Monthly Skill Meetings, if you have them. Materials for the Membership Requirement Skills are provided at each meeting for guests and new members.

Also, you are responsible to sign in at meetings and events to be included in the newsletters, etc. and note on the sign-in sheet each level of each skill you complete to be awarded your beads. You need to make a Personal Bead to receive the leather thong for your Skill Beads. Thanks!

S.A.L.T. WORLD ATLATL DAY at PGM

Saturday, June 4, 2022 9 am - Noon



68 in attendance at Pueblo Grande Museum



Bob, Peter and Charlie teaching on the Range



Tamara takes aim



Bob, Sylvia, and Arturo



Bob's Atlatl Display



Laura



Charlie



Noah & Jennifer



Sylvia and Arturo talking to Minal

SPECIAL S.A.L.T. SKILLS CLASS!



Come Make Soap!



Two Hour* Soap Making Class with "Soapy Su"

Who will walk you through the procedure for making your own batch of Hot-Process soap in a crockpot.

Class size limited to 9

When: July 23, 2022 from 10 am to about 12pm

(*soap decides when it's ready!)

Where: 7716 W Redfield Rd Peoria, AZ

Cost: \$30 includes:

- hands-on instruction,
- a cardboard mold
- 1 pound of soap (aprx 5 bars)
- Hand-out to take home

Equipment and some essential oils will be provided.

You are also welcome to bring your own essential or fragrance oils: (aprox .5 to .7 oz per pound)

Contact: Susan Jeffay Ph/TX 602-620-3370

DON'T FORGET TO RSVP!

JUNE 2022 S.A.L.T. SKILLS MEETING HIGHLIGHTS

Saturday, June 18, 2022

Board Members in attendance were: Charlie & Tamara Tadano, Laura Robins, Jennifer Ahumada, Tom Wax, Bob & Carol Sizemore and Ron & Donna Moses

Members in attendance: Peter Huegel, Aurora Oberloh, Sylvia Lee, Zachary Marquez, Arturo Ramirez, Carlos Acuna, Luis & Noah Ahumada, Linda & Emiliano Jolle,

SKILL #4 TOOLS – Level III PUMP DRILLS with Bob Sizemore


SKILL	Apprentice Level I	Apprentice Level II	Apprentice Level III
4. Building Tools	Make a fire hardened Digging Stick, Shell Scraper and Bone Needle	Make a Hoko Knife, Bone Awl and Pressure Flaker	Make a pecked and ground Stone Axe and a Pump Drill



Bob taught a great class!



Jennifer, Bob and Tamara



Arturo brought some of his magnificent gourd rattles.



Aurora got one!



Laura and Arturo



Charlie and Tom



Tamara and Diane



Laura's work in progress and finished Pump Drill



Ron & Donna



Sylvia



Laura Olivas



Nicholas and Grandma Carol



Peter Jonasson



Jennifer, Luis & Noah



As always, a delicious Potluck Brunch!

S.A.L.T. MEMBERS PROJECT GALLERY

PEACE PIPE STAND by Peter Huegel

About 4 years ago I bought (yes, at an auction) a Native American "Peace Pipe".

The Sacred Pipe was revered as a holy object, and the sacrament of smoking was employed as a major means of communication between humans and sacred beings. A ceremonial smoking pipe, called a Calumet, was often used to seal a peace treaty, hence the term 'Peace Pipe'.

It is made out of Argillite (aka Pipestone) from Minnesota. The pipestone quarries of Minnesota were so special they were considered neutral ground, as many not so friendly to each other tribal nations traveled to obtain their sacred pipestone from there.



My pipe was made by Ray Redwing a Santee Sioux. Ray who signs his work "Redwing" worked at the Pipestone National Monument for twenty-two seasons as a pipestone pipe carver. Ray said, "We quarried our own pipestone. It is wet when it comes out of the ground and you have to wait for it to be dried off before it can be worked with and carved. It is better to work with dry stone and dry dust." The Sioux traditionally leave an offering of food and tobacco beside the group of boulders known as the Three Maidens in return for this land's gift of pipestone.

Wooden stems are hewn from branches of sumac. The narrow smoke shaft in the stem is created when a heated wire is run through the core of a sumac branch to burn out the pith.


There are four grooves carved into the pipe. These grooves are symbolic of the four directions. West, North, East, and South.

West, the sun sets, and the day ends. For this reason, west signifies the end of life.

North brings harsh winds of the winter. North represents the trials people must endure and the cleansing they must undergo.

East where the light of day first comes. The beginning of understanding because light helps us see things the way they really are.

South, the southern sky is when the sun is at its highest, this direction stands for warmth and growing. The life of all things comes from the south. When people pass into the spirit world, they travel the Milky Way's path back to the south — returning from where they came.



Enough about the pipe. I needed some way to display it. Over the past four years I have had several ideas but none struck me. None until one day about 3 months ago I saw a piece of carved Ironwood. It was carved in the shape of a rattlesnake! I bought it with the idea it could possibly be used to create a stand for the pipe. Now what? I had a pipe and a wood snake.

A couple weeks ago there was another auction with a bunch of sun-bleached deer antlers in a large basket. BINGO! I could use a couple of the antler tines and mount them to the wood snake and I would have a VERY COOL stand for the pipe.



After restoring a couple of the sun-bleached antlers and doing some needed carving on the wood snake so the antlers fit, I did some drilling and shaping to fine tune the pieces and it all came together.



I LOVE it! Where the heck am I going to put it????? 😊

COLLECTORS IN THE PREHISTORIC WORLD RECYCLED OLD STONE TOOLS TO PRESERVE THE MEMORY OF THEIR ANCESTORS

by Tel-Aviv University



Recycled patinated flint tools from Revadim. Credit: Tel Aviv University

A first-of-its-kind study at Tel Aviv University asks what drove prehistoric humans to collect and recycle flint tools that had been made, used, and discarded by their predecessors. After examining flint tools from one layer at the 500,000-year-old prehistoric site of Revadim in the south of Israel's Coastal Plain, the researchers propose a novel explanation: prehistoric humans, just like us, were collectors by nature and culture. The study suggests that they had an emotional urge to collect old human-made artifacts, mostly as a means for preserving the memory of their ancestors and maintaining their connectedness with place and time.

The study was led by Ph.D. student Bar Efrati and Prof. Ran Barkai of the Jacob M. Alkow Department of Archaeology and Ancient Near Eastern Cultures at TAU's Entin Faculty of Humanities, in collaboration with Dr. Flavia Venditti from the University of Tübingen in Germany and Prof. Stella Nunziante Cesaro from the Sapienza University of Rome, Italy. The paper appeared in the prestigious scientific journal *Scientific Reports*, published by Nature.

Bar Efrati explains that stone tools with two lifecycles have been found at prehistoric sites all over the world, but the phenomenon has never been thoroughly investigated. In the current study the researchers focused on a specific layer at Revadim—a large, open-air, multi-layered site in the south of Israel's Coastal Plain, dated to about 500,000 years ago. The rich findings at Revadim suggest that this was a popular spot in the prehistoric landscape, revisited over and over again by early humans drawn by an abundance of wildlife, including elephants. Moreover, the area is rich with good-quality flint, and most tools found at Revadim were in fact made of fresh flint.



A picture of the prehistoric site of Revadim during excavation. Credit: Tel Aviv University

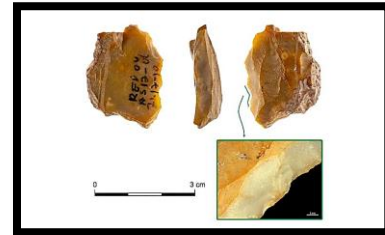
Bar Efrati: "The big question is: Why did they do it? Why did prehistoric humans collect and recycle actual tools originally produced, used, and discarded by their predecessors, many years earlier? Scarcity of raw materials was clearly not the reason at Revadim, where good-quality flint is easy to come by. Nor was the motivation merely functional, since the recycled tools were neither unusual in form nor uniquely suitable for any specific use."

The key to identifying the recycled tools and understanding their history is the patina—a chemical coating which forms on flint when it is exposed to the elements for a long period of time. Thus, a discarded flint tool that lay on the ground for decades or centuries accumulated an easily identifiable layer of patina, which is different in both color and texture from the scars of a second cycle of processing that exposed the original color and texture of flint.

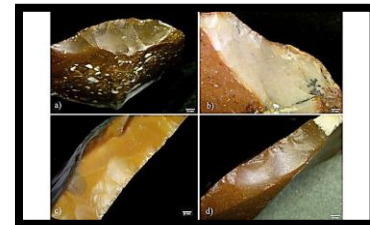
In the current study, 49 flint tools with two lifecycles were examined. Produced and used in their first lifecycle, these tools were abandoned, and years later, after accumulating a layer of patina, they were collected, reworked, and used again. The individuals who recycled each tool removed the patina, exposing fresh flint, and shaped a new active edge. Both edges, the old and the new, were examined by the researchers under two kinds of microscopes, and via various chemical analyses, in search of use-wear marks and/or organic residues. In the case of 28 tools, use-wear marks were found on the old and/or new edges, and in 13 tools, organic residues were detected, evidence of contact with animal bones or fat.



- (Left to Right): Prof. Ran Barkai & Bar Efrati. Credit: Tel Aviv University




- Recycled patinated flint tool from Revadim. The yellow-orange areas are the old patinated surfaces of the item, while the new minimal modifications created a new edge that expose the fresh color of the flint. In the case of this item one can see that the morphology, surfaces, and colors of the original item are almost fully preserved, while the recycled modification is minimal and specific. Credit: Tel Aviv University



- Close-up on the new active edge of four flint tools from Revadim. One can see the differences in colors and texture between the new modified edges and the outer patinated, old, surfaces. Credit: Tel Aviv University
- (Left to Right): Prof. Ran Barkai & Bar Efrati. Credit: Tel Aviv University
- Recycled patinated flint tool from Revadim. The yellow-orange areas are the old patinated surfaces of the item, while the new minimal modifications created a new edge that expose the fresh color of the flint. In the case of this item one can see that the morphology, surfaces, and colors of the original item are almost fully preserved, while the recycled modification is minimal and specific. Credit: Tel Aviv University

Surprisingly, the tools had been used for very different purposes in their two lifecycles—the older edges primarily for cutting, and the newer edges for scraping (processing soft materials like leather and bone). Another baffling discovery: in their second lifecycle the tools were reshaped in a very specific and minimal manner, preserving the original form of the tool, including its patina, and only slightly modifying the active edge.

Prof. Ran Barkai: "Based on our findings, we propose that prehistoric humans collected and recycled old tools because they attached significance to items made by their predecessors. Imagine a prehistoric human walking through the landscape 500,000 years ago, when an old stone tool catches his eye. The tool means something to him—it carries the memory of his ancestors or evokes a connection to a certain place. He picks it up and weighs it in his hands. The artifact pleases him, so he decides to take it 'home.' Understanding that daily use can preserve and even enhance the memory, he retouches the edge for his own use, but takes care not to alter the overall shape—in honor of the first manufacturer. In a modern analogy, the prehistoric human may be likened to a young farmer still plowing his fields with his great-grandfather's rusty old tractor, replacing parts now and then, but preserving the good old machine as is, because it symbolizes his family's bond with the land. In fact, the more we study early humans, we learn to appreciate them, their intelligence, and their capabilities. Moreover, we discover that they were not so different from us. This study suggests that collectors and the urge to collect may be as old as humankind. Just like us, our early ancestors attached great importance to old artifacts, preserving them as significant memory objects—a bond with older worlds and important places in the landscape."



The Between the Rivers gathering was wonderful. Great to visit with family and I had some wonderful students in my classes. I didn't take any photos. There was next to no cell service or internet so I just tucked my phone away for the week and forgot to get it out to take photos. Luckily, one of my students took this photo of one of my classes. Thanks to [Patrick](#), [Mullein Jane](#) and all their helpers for their hard work putting on this great event.

Now we are transitioning to our stuff for the Fire to Fire gathering in a couple of weeks. Pack/unpack/repack! -Cat Farneman

FALL CAMP October 6 – 9, 2022

We are excited to announce that we will be camping this Fall at the Bridges to the Past Campus in Valley, Washington, about 45 miles north of Spokane. Fall Camp will feature instruction in subjects that are appropriate for the season, and for the coming winter that will include food preservation and ethical harvesting, hide collection, tanning and storage, fire making methods and use, basic outdoor cooking, whole animal processing, working with bones, lithics, fibers, metal, wood and feathers, ancestral tools and weaponry, shelters, and more.

Tickets for students will go on sale August 1st! Keep an eye on the website for details and updates.

Instructors: it's not too early to confirm with me that you are planning to attend and teach. See you when the weather cools!



Ancestral Skills for Self-Sufficiency
Sponsored by Bridges to the Past 501(c)(3)
Northeastern Washington State Ancestral Skills & Self-Sufficiency Gathering

Other [Skills Gatherings](#)

[BtR T-Shirt](#)

Burning questions that can't wait? Contact us: patrickf@bridgestothepast.org

Betweentheriversgathering.com

BTR LOGO HATS ARE AVAILABLE!



Kandis Larson is making Between the Rivers Gathering Logo Hats and making them available to you! Each hat has a leather patch branded with our BTR logo that we have all grown to love, no two are alike, and have a primitive touch to them.

kandiscreated@gmail.com

509-994-0585 cell . @kandis created (Instagram)



34TH RABBITSTICK in Rexburg, Idaho SEPTEMBER 11 - 17, 2022

**REGISTRATION IS OPEN
AND FILLING UP FAST!**

Rabbitstick Primitive Skills Gathering, held the 3rd week of September in ID, is the premier Backtracks event. Rabbitstick is the oldest of all of the modern primitive skills events and has been the model for most of the events currently running worldwide. Each year we host nearly 150 instructional and support staff who provide a camp with hands-on classes that run 9am-5pm for 5 days for about 400 registered participants. This is an unparalleled opportunity to learn skills and get to know teachers that you can trust. Visit our new website -rabbitstick.com - for complete event and registration details.

Backtracks has assembled one of the largest and most complete rosters of primitive skills teachers and practitioners available anywhere. Backtracks is your source for the best instructional staff you'll find at any event. Join Us !

www.rabbitstick.com

[Register On-Line Today](#)

[Share a Ride Bulletin Board](#)

[Meet Our Staff](#)

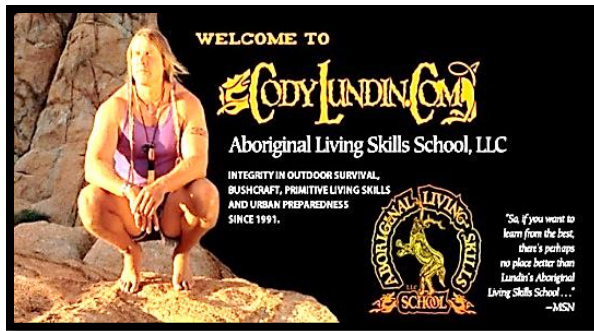
Rabbitstick | (208) 359-2400 | backtracks905@gmail.com
societyofprimitivetechnology@gmail.com



Bulletin of Primitive Technology website at primitive.org. Order back issues, download a complete index of topics and titles, or view the entire first issue and newsletters for free. Don't miss out on this amazing collection of information. It's up and running and ready to take your orders now.

<https://www.facebook.com/Backtracks-Keeping-Traditions-Alive-213565755397099/?fref=nF>


~Primitive (first) skills are our shared inheritance. It is the shared thread which links us to our prehistory and binds us together as human beings.~ Steve Watts



WINTER COUNT

MARK YOUR CALENDARS FOR
FEB. 19-25, 2023

Winter Count 505-570-9484 WinterCountCamp@gmail.com
www.WinterCountCamp.com



Visit the Primitive Lifeways Store!

The Primitive Lifeways store is up and running. This month we are featuring new merchandise including beautifully crafted prehistoric replica pottery and jewelry. We are still selling stickers for less than a cup of coffee at Starbucks. By purchasing our new merchandise, you are helping us educate the public on archaeological preservation and the sharing of free information.

[Click Here](#) to visit our store.
Jeff Martin

Jeff@primitivelifeways.com

PRESCOTT PRIMITIVE LIVING SKILLS Prescott, Arizona

Check out Kiowa Sage on Facebook!

Hello friends! It's Kiowa Sage! I started a local meetup group to teach courses on primitive living skills, nature awareness and outdoor survival skills - all of which I've been training in for many years. All classes ranging from two hour workshops, day long classes and multiple day immersion courses. Skills and knowledge bases such as making fire with sticks, edible and medicinal plants, animal trapping and tracking, fiber arts and weaving, basic outdoor survival skills and how to do more with less in the outdoors. Right now I only have a couple classes listed until I acquire more traffic. Check out some of the listings that are available! www.meetup.com

Watch for new listings of classes that are offered, and there will be more to come!
-Kiowa Sage

**"Knowledge is not complete
until it is passed on."
Steve Watts**



Dear RMS family & friends,
~ Live What You Love ~



All classes held at Reeves Mountain School include hearty meals fresh from the homestead, class supplies, hot showers, and campsite. Camping is free, or stay in a yurpee (\$10 per night per person), single cabin (\$25 per night, sleeps 1), or double cabin (\$50 per night, sleeps 1-2+), availability permitting. We provide complimentary shuttle service from Roosevelt, AZ, or caravan in your own 4X4. Shuttle pickup is at 4 p.m., first day of class. Please see our [website](#) to enroll and to get more information

Sign up online!

www.reevismountain.org/classes

Order all your favorite Reeves Mountain Remedies online!

www.reevismountain.org/country-store

Blessings, Peter Bigfoot & the RMS Interns

EARTH KNACK

Stone Age Living Skills

Earth Knack Stone Age Skills for the 21st Century

Primitive and Modern Life Skills Training. Don't just survive... Thrive!

Earth Knack has been offering primitive skills courses, wilderness treks, and sustainable modern life skills teaching since 1990. The Earth Knack school site is near Crestone, Colorado and the Great National Sand Dunes. Robin Blankenship owns and operates Earth Knack and has been working in the outdoor field since 1978.

[Visit Us on Facebook](#)

Give us a like on the [Earth Knack Facebook Page!](#)

[Visit Our YouTube Channel](#)

Watch some great videos on our [Earth Knack YouTube Channel!](#)

August

Paleo Bread Baking with Natural Leavening

2 days August 6 – 7 (Saturday and Sunday)

Co instructed by Alma Carel and Robin Blankenship

\$115 includes camping, classes and materials, use of kitchen and bath facilities.

Best Tasting Survival Plants of the Rocky Mountain West

with nationally known survival plant expert Cattail Bob Seebeck

2 days August 11 – 12 (Thursday – Friday)

\$195 includes camping, classes and materials, use of kitchen and bath facilities.

Moccasin Making and Buckskin / Fur Sewing and Design Tips and Tricks

2 days August 13 – 14 (Saturday and Sunday)

Instructed by Robin Blankenship

"These (boot) moccasins are made for walking...."

\$135 includes camping, classes, moccasin materials, use of kitchen and bath facilities.

Green River Canoe

6 days August 17- 22 (Wednesday – Monday)

Guided and instructed by Robin Blankenship

\$465 per person **(\$365 if you bring your own canoe)

ATTENTION

S.A.L.T. Members and Associates!

Please send in pictures and articles for this newsletter! Send in information on projects you are working on, information you have found on primitive skills, pictures from trips to archaeological sites, etc.


Send it to saltskills@gmail.com




STONE AGE TECHNOLOGY FROM PRIMITIVE WAYS

ALSO, THINK ABOUT TEACHING ONE OF OUR SKILLS CLASSES WHEN WE GET BACK TO PGM!

Contact Charlie Tadano at 602-524-6910



"Oh, please, Mom!...I've already handled him and now the mother won't take him back."



"We better do as he says, Thag... He's got the drop on us."

2022 MEMBERSHIP DUES ARE DUE !

SINGLE \$12.00 & FAMILY \$24.00

*(New memberships are
pro-rated throughout the year)*

Please mail them to S.A.L.T. Treasurer,

TAMARA TADANO

12840 N. 45th Drive

Glendale, AZ 85304

Please make the check out to
Tamara Tadano

S.A.L.T. MEMBERSHIP ITEMS

The Tan "Fishing Shirt" Style S.A.L.T. Membership Shirts are available by pre-order. Please contact Charlie Tadano to order your Shirt at 602-524-6910

S.A.L.T. T-SHIRTS



and S.A.L.T. PATCHES are still available!

S.A.L.T. T-Shirts in all sizes \$20.00 (Special pricing for members) S.A.L.T. PATCHES \$5.00 each (Memberships receive one free)

S.A.L.T. CONTACT INFORMATION:

Website: www.saltskills.com

e-mail address: saltskills@gmail.com

For **MEMBERSHIP** information call Charlie Tadano at 602-524-6910 or Bob Sizemore at 520-705-9780 or e-mail saltskills@gmail.com

For **EVENTS** and **BEAD** information contact Donna Moses at 602-384-1359 or saltdonna1@gmail.com

For **S.A.L.T. e-Newsletter** or **Website info** contact Laura Robins, Editor at 623-533-0847 or e-mail saltskills@gmail.com