

S.A.L.T. MISSION STATEMENT

S.A.L.T.'s primary goal is to understand, practice and share all life skills and arts of the ancient world. This is accomplished by regular Skills Meetings and informing the public through various Events.



www.saltskills.com

saltskills@gmail.com

Charlie Tadano, President

Tom Wax, Vice President

Jennifer Ahumada, Secretary

Tamara Tadano, Treasurer

Laura Robins, Newsletter Editor / Webmaster

Donna Moses, Events / Bead Chairperson

Volume 15, Issue 7

S.A.L.T. e-NEWSLETTER

JULY 2024

S.A.L.T. CALENDAR

NO SATURDAY, JULY 20TH SKILLS MEETING at SVM
THE MUSEUM & PARKING LOT WILL BE UNDER CONSTRUCTION

NEXT S.A.L.T. SKILLS MEETING

SATURDAY, AUGUST 17th

10 am – 2 pm

at S'EDAV VA'AKI MUSEUM

S.A.L.T. FLINT KNAPPERS / DRUMMING CIRCLE 9am

S.A.L.T. SKILL #25 GAMES

Corn Cob Darts and Dice Games

with Ron & Donna Moses and Laura Robins

S.A.L.T. QUARTERLY BOARD MEETING FOLLOWS SKILLS CLASS

UPCOMING MEETINGS & EVENTS

S.A.L.T. CAMPOUT / PARADE July 5th – 7th

in Heber/Overgaard. For info email Mari Townsend
grasshopper0714@yahoo.com

Saturday, September 21st SKILLS MEETING at SVM
S.A.L.T. SKILL #9 FINGER WEAVING with Jen Ahumada

Saturday, October 19th SKILLS MEETING at SVM
S.A.L.T. SKILL # TBD

**REMEMBER TO WEAR YOUR S.A.L.T. SHIRTS
TO ALL MEETINGS AND EVENTS!**

*All Members make sure Tamara has your name
on the membership list for free entry into SVM!*


~SENDING THE PAST INTO THE FUTURE~



S'EDAV VA'AKI MUSEUM

in English it is "Central Platform Mound."
Pronounced: SUE DOVE VE AWKEY

S'EDAV VA'AKI Museum (formerly Pueblo Grande Museum) is an archaeological site once inhabited by the Hohokam culture, just east of downtown Phoenix, next to Sky Harbor International Airport. It's a National Historic Landmark and Phoenix Point of Pride accessible by the Sky Train and the Light Rail. Part of the City of Phoenix Parks and Recreation Department since 1929, it's the largest preserved archaeological site in Phoenix.



**"Unless there is CONTEXT,
it's all arts and crafts." Steve Watts**

4619 E. Washington St, Phoenix, AZ 85034 [\(602\) 495-0901](tel:6024950901)




NOTICE

Beginning July 15, 2024, the S'edav Va'aki Museum will be closed to the public for renovations. Exciting changes are coming!

Summer Storytime For Kids

The Remarkable Story of Willie the Crow
by Linda Harkey



Summer Storytime For Kids

Hacienda Dog Bookmark Craft Kit



Order Online and Pick up at SVM
June 27 - August 30, 2024

Summer Storytime For Kids

Crow Craft Kit



Order Online and Pick up at SVM
June 27 - August 30, 2024

Save the Date! 2024

**47th Annual S'edav Va'aki Museum
Indian Market &
Young Artist Market**

December 14 & 15, 2024
S'edav Va'aki Museum
Phoenix, AZ 85034
(formerly Pueblo Grande Museum)




Richard Dawavendewa
2024 Featured Artist



ARTIST APPLICATIONS
OPEN MAY 15
Questions? Contact:
market@svmfoundation.org




+ Museum Store Opening Hours +



Tuesday - Saturday 9:00AM - 4:00PM
Sunday & Monday Closed

store hours are subject to change



store@svmfoundation.org 602-534-2430





www.saltm.com


WOULD YOU LIKE TO LEARN ANCIENT SKILLS?


Everyone is welcome to join our S.A.L.T. SKILLS MEETINGS
at S'EDAV VA'AKI MUSEUM from 10:00 AM - 2:00 PM
on the third Saturday of every month for free instruction of ancient skills!













... AND MANY MORE

* You are here today because YOUR ancestors knew these things.*



**LEVEL I of SKILLS 1, 2 and 3
INSTRUCTION PROVIDED AT EVERY SKILL
MEETING DEPENDING ON THE WEATHER...**

**DON'T MISS THE AUGUST 2024
S.A.L.T. SKILLS MEETING
Saturday, August 17th 10 am - 2 pm**

(Remember to bring something for the Potluck Brunch!)

**S.A.L.T. FLINT KNAPPERS and the S.A.L.T.
DRUMMING CIRCLE will meet at 9 am**

**S.A.L.T. SKILL #25 GAMES
CORN COB DARTS & DICE GAMES
with Ron & Donna Moses and Laura Robins**


SKILL	Apprentice Level I	Apprentice Level II	Apprentice Level III
25. Musical Instruments / Games	Take a class and make an instrument or game	Make and learn how to play 1 instrument and 1 game on your own	Demonstrate and display 3 instruments and 3 games

These classes both involve making a game item and then using it in the associated game.

Corn Cob Darts and Hoop Game: Make a corn cob dart and, if you wish, a corn husk hoop target. Compete with other students with your finished dart using an indoor hoop target range. **Corn Cob Darts and Hoops** is a variation of **Hoop and Stick** games. These games were (and still are) played by young and old for fun and also to teach and practice hunting skills.



Two-Sided Dice Game: Make a set of two-sided seashell dice and scoring sticks. When completed, challenge another student or a team to a game. Two-sided dice games have been used since ancient times for a variety of purposes in addition to being fun to play. Think about our modern use of flipping a coin to see who goes first or who pays? In some cultures, "luck" is considered to be a powerful force and winning may determine the outcome of disputes large and small.




Laura will bring the materials to make and play Alberts's Dice Games, too.

SKILL	Apprentice Level I	Apprentice Level II	Apprentice Level III
1. Cutting Tool	Make a flake and Discoidal Blade	Make flakes from three different rocks and refine the tools	Demonstrate a use or project with the tool
2. Cordage	Make a uniform 3 foot length of cordage	Process three different fibers and make cordage	Demonstrate a use or project with the cordage
3. Friction Fire	Demonstrate one method of primitive fire starting	Forage for materials, construct hand drill or bow drill and make fire	Make a complete Fire Kit to use and display

SKILL #1 CUTTING TOOL: Level I
Make a flake and discoidal blade.



SKILL #2 CORDAGE: Level I
Make a uniform 3-foot length of cordage.



SKILL #3 FRICTION FIRE: Level I
Demonstrate one method of primitive fire starting.



(Beads will be given out to new members when Level I of all three of the above Membership Requirement Skills are completed, and dues are paid.)

Remember to bring your own primitive tools and materials to the Monthly Skill Meetings, if you have them. Materials for the Membership Requirement Skills are provided at each meeting for guests and new members.

Also, you are responsible to sign in at meetings and events to be included in the newsletters, etc. and note on the sign-in sheet each level of each skill you complete to be awarded your beads. You need to make a Personal Bead to receive the leather thong for your Skill Beads. Thanks!

JUNE 2024 S.A.L.T. SKILLS MEETING HIGHLIGHTS

Saturday, June 15, 2024

Board Members in attendance: Charlie & Tamara Tadano, Laura Robins, Ron & Donna Moses Jennifer Ahumada, Tom Wax, Peter Huegel, and Gary Alves

Members in attendance: Justin Sowden, Carlos Acuna, Luis & Noah Ahumada, Jax O'Connor, Diane Wax, Joyce Alves, Bill Warner, Carol Schroeter, Dalen & Mari Townsend, Reena Zapata, Billy Nickel, Rocky Hettinger, Linda Jolle, John Lavra, Cristina Tatalovich, Michelle Benavides, Carol McGarry, Awak McGarry, and Brian

Guests: Alec Sowden and Joshua Kunis

S.A.L.T. FLINT KNAPPERS & DRUMMERS MEET BEFORE OUR SKILLS CLASS at 9:00 am

SKILL	Apprentice Level I	Apprentice Level II	Apprentice Level III
5. Flint Knapping	Demonstrate Core Reduction by Percussion	Use Percussion to produce Bi face Preform	Make primitive tools such as Southwestern Points



Bill led the flintknapping circle.

SKILL	Apprentice Level I	Apprentice Level II	Apprentice Level III
25. Musical Instruments / Games	Take a class and make an instrument or game	Make and learn how to play 1 instrument and 1 game on your own	Demonstrate and display 3 instruments and 3 games



Reena, Ron and Mari

S.A.L.T. SKILL #12 CONTAINERS Rawhide Containers with Justin Sowden

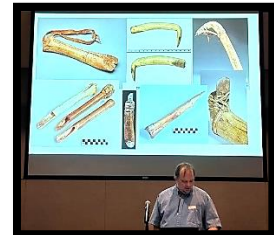
SKILL	Apprentice Level I	Apprentice Level II	Apprentice Level III
12. Containers Agave / Gourds	Gather the materials and clean inside and outside	Make agave container and gourd bowl or canteen	Decorate or embellish Container, Bowl, or Canteen



S.A.L.T. President Charlie opened the Skills Meeting at 10 am



Justin gave a great presentation and skills class on working with rawhide! Thank you!





Tom and Diane's knife sheaths



Laura brought in some deer rawhide and a rawhide quilling case that Thomas had made her years ago. She decided to decorate it with the design she created on her gourd bowl at Winter Count in 2010.



As always, a delicious Potluck Brunch! Thank you everyone!

S.A.L.T. MEMBERS PROJECT / INFO GALLERY COMPLETED RAWHIDE KNIFE SHEATH by Peter Huegel

Gotta show off the latest "Old" addition to my collection. I just finished it today.

Last Saturday at our SALT skills meeting our member Justin taught everyone how to make items out of "Parfleche" which is a type of leather. Parfleche was used by many cultures in the past to make all kinds of useful items. I chose to make a knife sheath and I decorated it from the inspiration I got from an antique Hunkpapa Lakota piece that is in the Smithsonian.

The most challenging thing working with Parfleche is that you start working with it when it is very wet and very soft. But, the challenge is that, as it dries, it both shrinks and hardens.

The Parfleche starts out a very light beige - nearly white - color, but I knew I wanted my finished piece to have a more antique, been used a lot, look so I made a pot of very strong tea. It worked like a charm! Planning the shape, cutting the Parfleche, staining, lacing the pieces together, painting the design and then waiting for it all to dry took 4+ days.

Overall, I think it came out pretty good.



Sometimes I go to auctions and buy historic things. Sometimes I go to auctions and see things that are way too expensive and say to my self, "Self, you learned how to do that in a SALT ([SALT Study of Ancient Lifeways & Technologies](#)) skills meeting."

So, instead of bidding \$1,200 - which by the way I would have never done - for an historic Native-American parfleche knife sheath, I went home and made one.

I am not to proud to say I also sort of stole the idea for the design when I made mine.

It is a "neck knife" which means it is worn on a lanyard around the neck rather than attached to your belt.

My total cost...about \$2.50 plus the knife.

Thank you S.A.L.T.! - Peter



COMPLETED RAWHIDE KNIFE SHEATH by Ron Moses

I finished my rawhide/parfleche project from the skills class on Saturday. It is a neck sheath for a beautiful Bo Brown flaked knife that was given to me by an awesome friend at WC this past February. Still need to make a suitable braided leather neck lanyard. Thank you, Justin, for a great class!



*"Knowledge is not complete until it is passed on."
Steve Watts*

S.A.L.T. MEMBERS OUT AND ABOUT

S.A.L.T. WORLD ATLATL DAY AT SVM
Saturday, June 1, 2024 9 am – Noon



Ron & Donna at the Rabbitstick Range



100+ participants!



Charlie

Over 100 Mammoth Hunting Licenses were issued!



Mari and Tamara




Linda



Laura and The Dice Game!



Awesome donated Banner Stone metal sculpture from Robert Hartl



Great info from Peter



Luis demoed Flint Knapping

WIRE WRAPPING CLASSES with Bob Sizemore

As many of you know, I have been crafting wire wrapped jewelry. Now I know that it is not exactly ancient, but it's not new either. The Egyptians were making wire jewelry and decorations as early as the second dynasty (2890- 2686 BCE) And by the medieval period in England tools of wire were in use. Such as wool cards, chain and chain mail etc. One of our goals as salt is to learn how to use our hands again and wire wrapping fits that goal. After numerous requests to teach wire wrapping with the help of SALT member Lanly Le I have been holding classes at the Giving Tree Cafe. I highly recommend the cafe. It has a unique menu and the food is great. If anyone is interested in wire wrapping 101 contact me at 520-705-9780 to be on the waiting list.



GIVING TREE CAFE

**ORGANIC, PLANT-BASED, GLUTEN-FREE,
SOY-FREE, DAIRY-FREE, NO SEED OILS,
NO REFINED SUGARS**



**VIET ESPRESSO
CON PANNA**

ORGANIC ESPRESSO, COCONUT WHIP, COCONUT
CONDENSED MILK, ORGANIC CANE SUGAR, ORGANIC
CINNAMON. HOT OR ICED



GRIZZLY BEAR BREAKFAST

YOUR MONSTROUS HUNGER WILL BE SATISFIED WITH
BUCKWHEAT PANCAKES COVERED IN FRESH FRUIT WITH
BREAKFAST POTATOES, BREAKFAST SAUSAGE, AND
AVOCADO.



VIEW OUR FULL MENU AT
GIVINGTREECAFE.COM

VISIT OUR ORGANIC
PLANT-BASED OASIS AT
2024 N. 7TH ST, PHOENIX AZ
INSTAGRAM
@GIVINGTREECAFEAZ



36TH RABBITSTICK

in Rexburg, Idaho

SEPTEMBER 15 – 21, 2024

Registration opens in February 2024

Rabbitstick Primitive Skills Gathering, held the 3rd week of September in ID, is the premier Backtracks event. Rabbitstick is the oldest of all of the modern primitive skills events and has been the model for most of the events currently running worldwide. Each year we host nearly 150 instructional and support staff who provide a camp with hands-on classes that run 9am-5pm for 5 days for about 400 registered participants. This is an unparalleled opportunity to learn skills and get to know teachers that you can trust. Visit our new website - rabbitstick.com - for complete event and registration details.

Backtracks has assembled one of the largest and most complete rosters of primitive skills teachers and practitioners available anywhere. Backtracks is your source for the best instructional staff you'll find at any event. **Join us next year!**

www.rabbitstick.com

[Register On-Line Today](#)

[Share a Ride Bulletin Board](#)

[Meet Our Staff](#)

Rabbitstick | (208) 359-2400 | backtracks905@gmail.com | societyofprimitivetechnology@gmail.com



Bulletin of Primitive Technology website at - primitive.org. Order back issues, download a complete index of topics and titles, or view the entire first issue and newsletters for free. Don't miss out on this amazing collection of information. It's up and running and ready to take your orders now.

<https://www.facebook.com/Backtracks-Keeping-Traditions-Alive-213565755397099/?ref=Nf>

Volunteers Needed for City of Phoenix Park Steward Program



The City of Phoenix Park Steward Program is looking for volunteers to help maintain, clean, and preserve our trails. Help make a difference in your community!

Visit volunteer.phoenix.gov to apply or reach out to 602-495-5458 for more information on how to get involved!

PRESCOTT PRIMITIVE LIVING SKILLS Prescott, Arizona

Check out Kiowa Sage on Facebook!

Hello friends! It's Kiowa Sage! I started a local meetup group to teach courses on primitive living skills, nature awareness and outdoor survival skills - all of which I've been training in for many years. All classes ranging from two hour workshops, day long classes and multiple day immersion courses. Skills and knowledge bases such as making fire with sticks, edible and medicinal plants, animal trapping and tracking, fiber arts and weaving, basic outdoor survival skills and how to do more with less in the outdoors. Right now I only have a couple classes listed until I acquire more traffic. Check out some of the listings that are available! www.meetup.com

Watch for new listings of classes that are offered, and there will be more to come!

-Kiowa Sage



FALL CAMP for ANCESTRAL SKILLS October 10 – 12, 2024

We are excited to announce that we will be camping this Fall at the Bridges to the Past Campus in Valley, Washington, about 45 miles north of Spokane. Fall Camp will feature instruction in subjects that are appropriate for the season, and for the coming winter that will include food preservation and ethical harvesting, hide collection, tanning and storage, fire making methods and use, basic outdoor cooking, whole animal processing, working with bones, lithics, fibers, metal, wood and feathers, ancestral tools and weaponry, shelters, and more.

NEXT

BETWEEN THE RIVERS GATHERING

May 26th – 31st, 2025



[Email Mullein HERE with any further questions](#)

Between the Rivers Gathering is a week-long educational workshop for learning skills that originated in the stone-age all the way up to modern homesteading. We are an annual event located in Washington State about an hour north of Spokane. We will have a multitude of instructors offering a broad-range of classes all week long. Included will be wilderness survival skills of all kind, basic and homespun living, preparedness and skills of a practical and archeological nature.

We offer hands-on classes in ancestral living and survival, and we also focus on the skills of self-sufficiency and sustainable living to minimize our impact on this planet we all share. Come join our community and experience for yourself what an ancestral skills gathering is all about!

Ancestral Skills for Self-Sufficiency

Sponsored by Bridges to the Past 501(c)(3)

Northeastern Washington State Ancestral Skills & Self-Sufficiency Gathering

Other [Skills Gatherings](#)

[BtR T-Shirt](#)

Burning questions that can't wait? Contact

us: patrickf@bridgestothepast.org

betweentheiversgathering.com

BTR LOGO HATS ARE AVAILABLE!



Kandis Larson is making Between the Rivers Gathering Logo Hats and making them available to you! Each hat has a leather patch branded with our BTR logo that we have all grown to love, no two are alike, and have a primitive touch to them.

kandiscreated@gmail.com

509-994-0585 cell . @kandis created (Instagram)



WINTER COUNT

MARK YOUR CALENDARS FOR

FEBRUARY 16-22, 2025

REGISTRATION OPENS NOVEMBER 1, 2024

Winter Count, (started 1995), is part of a family of gatherings that strive to reconnect people with old ways of making fire, tanning hides, forming metal, weaving baskets, hunting, gathering and much more. We teach ancestral skills that were essential to the survival and well-being of all cultures, no matter what continent your ancestors came from. Through the understanding and mastery of these skills, people find that they can connect not only to a simpler way of living life but also to the roots of their heritage and to a pathway to interact more deeply with the natural world.

We provide a camp with some of the best instructors in their fields, teaching what they have learned through experience, experimentation and through source materials. Some of the instructors have spent many years perfecting their crafts. Some have managed archeological sites while others have lived deeply among the wild places, hunting, raising their own food and making their own clothing and tools from the most basic elements. We are a diverse group of people from many experiences, opinions, and family backgrounds, who come together to share what it is that makes us excited about life.

Winter Count is a drug, alcohol, and firearm free event.

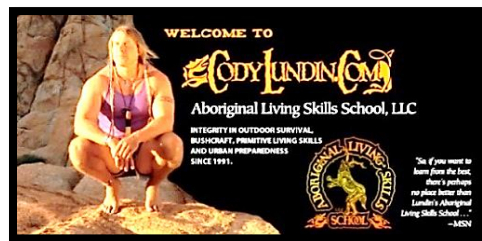
Winter Count 505-570-9484

369 Montezuma Avenue, #326, Santa Fe, NM 87501

WinterCountCamp@gmail.com

www.WinterCountCamp.com

THE MORE YOU KNOW, THE LESS YOU NEED



www.codylundin.com abodude@codylundin.com

Earth Knack Courses, Classes, and Programs

Independent Living Skills ... More Important Now Than Ever
Hands-On, In-Person Instruction ... More Important Now Than Ever
Lighthearted Positive Teachings ... More Important Now Than Ever
Top Quality Instruction ... Our Specialty Since 1990!



Robin Blankenship, Founder, Owner and Instructor of Earth Knack School

Author: [How To Play In The Woods](#) (Gibbs Smith, Publisher 2016)

[Earth Knack: Stone Age Skills for the 21st Century](#) (Peregrine Books - Gibbs Smith 1996)

P.O.#508 Crestone Colorado 81131 719
256 4909 earthknackschool@gmail.com

<http://www.earthknack.com/>




7448 S. J-B Ranch Rd.
Roosevelt, AZ 85545
www.reevismountain.org


Dear RMS family & friends,
~ Live What You Love ~

All classes held at Reevis Mountain School include hearty meals fresh from the homestead, class supplies, hot showers, and campsite. Camping is free, or stay in a yurpee (\$10 per night per person), single cabin (\$25 per night, sleeps 1), or double cabin (\$50 per night, sleeps 1-2+), availability permitting. We provide complimentary shuttle service from Roosevelt, AZ, or caravan in your own 4X4. Shuttle pickup is at 4 p.m., first day of class. Please see our [website](#) to enroll and to get more information
Sign up online!

www.reevismountain.org/classes

Order all your favorite Reevis Mountain Remedies online!
www.reevismountain.org/country-store

Blessings, Peter Bigfoot & the RMS Interns



Visit the Primitive Lifeways Store!

The Primitive Lifeways store is up and running. This month we are featuring new merchandise including beautifully crafted prehistoric replica pottery and jewelry. We are still selling stickers for less than a cup of coffee at Starbucks. By purchasing our new merchandise, you are helping us educate the public on archaeological preservation and the sharing of free information.

[Click Here](#) to visit our store.

Jeff Martin

Jeff@primitivelifeways.com





NEED YOUR HELP!

Jax's Project has been growing by leaps and bounds! He has had the opportunity to touch the lives of 185 Veterans who are transitioning from homeless to healing. If you would like to help, put bags together, supply items, or donate money for supplies, you can partner with Jax in honoring these Veterans. Please call Tamara if you can

help at 602-920-8228. The website is:

www.americanveteransranch.org




"Well, Professor, it translates to, 'I don't want to work, I just want to bang on the drum all day.'"



"It doesn't mean a thing, but boy, will it drive them crazy a thousand years from now!"

Honestly I appreciate the reminder every year...



2024 MEMBERSHIP DUES ARE DUE !

SINGLE \$20.00 or FAMILY \$40.00

Please pay at a Skills Meeting or mail them to S.A.L.T. Treasurer,

TAMARA TADANO

12840 N. 45th Drive, Glendale, AZ 85304

Please make the check out to Tamara Tadano

Or Zelle Tamara at 602-920-8228

S.A.L.T. MEMBERSHIP ITEMS

The Tan "Fishing Shirt" Style S.A.L.T. Membership Shirts are available by pre-order. Please contact Charlie Tadano to order your Shirt at 602-524-6910

NEW BLACK S.A.L.T. T-SHIRTS, LONG SLEEVED SHIRTS, HOODIES



And NEW LEATHER S.A.L.T. PATCHES are available!

(Special pricing for members) S.A.L.T. PATCHES \$5.00
(Memberships receive one free)

ATTENTION

S.A.L.T. Members and Associates!

Please send in pictures and articles for this newsletter! Send in information on projects you are working on, information you have found on primitive skills, pictures from trips to archaeological sites, etc.

Send it to saltskills@gmail.com



STONE AGE TECHNOLOGY FROM PRIMITIVE WAYS

ALSO, THINK ABOUT TEACHING ONE OF OUR SKILLS CLASSES!

Contact Charlie Tadano at 602-524-6910

S.A.L.T. CONTACT INFORMATION:

Website: www.saltskills.com

e-mail address: saltskills@gmail.com

For MEMBERSHIP information call Charlie Tadano at 602-524-6910 or Bob Sizemore at 520-705-9780 or e-mail saltskills@gmail.com

For EVENTS and BEAD information contact Donna Moses at 602-384-1359 or saltdonna1@gmail.com

For S.A.L.T. e-Newsletter or Website info contact Laura Robins, Editor at 623-533-0847 or e-mail saltskills@gmail.com