

### S.A.L.T. MISSION STATEMENT

S.A.L.T.'s primary goal is to understand, practice and share all life skills and arts of the ancient world. This is accomplished by regular Skills Meetings and informing the public through various Events.



[www.saltskills.com](http://www.saltskills.com)

[saltskills@gmail.com](mailto:saltskills@gmail.com)

Charlie Tadano, President

Tom Wax, Vice President

Jennifer Ahumada, Secretary

Tamara Tadano, Treasurer

Laura Robins, Newsletter Editor / Webmaster

Donna Moses, Events / Bead Chairperson

Volume 15, Issue 6

S.A.L.T. e-NEWSLETTER

JUNE 2024

## S.A.L.T. CALENDAR

NEXT S.A.L.T. SKILLS MEETING

**SATURDAY, JUNE 15<sup>th</sup>**

10 am – 2 pm

at S'EDAV VA'AKI MUSEUM

S.A.L.T. FLINT KNAPPERS / DRUMMING CIRCLE 9am

### S.A.L.T. SKILL #12 CONTAINERS

Rawhide Containers with Justin Sowden

#### UPCOMING MEETINGS & EVENTS

WORLD ATLATL DAY Saturday, June 1<sup>st</sup>  
9 am - Noon at S'EDAV VA'AKI MUSEUM

S.A.L.T. CAMPOUT / PARADE July 5<sup>th</sup> – 7<sup>th</sup>  
in Heber/Overgaard. For info email Mari Townsend  
[grasshopper0714@yahoo.com](mailto:grasshopper0714@yahoo.com)

**NO Saturday, July 20<sup>th</sup> SKILLS MEETING at SVM**  
THE MUSEUM & PARKING LOT WILL BE UNDER CONSTRUCTION

Saturday, August 17<sup>th</sup> SKILLS MEETING at SVM  
S.A.L.T. SKILL #25 GAMES – Make Corn Cob Darts and Dice Games  
S.A.L.T. QUARTERLY BOARD MEETING FOLLOWS SKILLS CLASS

Saturday, September 21<sup>st</sup> SKILLS MEETING at SVM  
S.A.L.T. SKILL #9 FINGER WEAVING with Jen Ahumada

REMEMBER TO WEAR YOUR S.A.L.T. SHIRTS  
TO ALL MEETINGS AND EVENTS!

All Members make sure Tamara has your name  
on the membership list for free entry into SVM!

### ~SENDING THE PAST INTO THE FUTURE~



## S'EDAV VA'AKI MUSEUM

in English it is "Central Platform Mound."  
Pronounced: SUE DOVE VE AWKEY

S'EDAV VA'AKI Museum (formerly Pueblo Grande Museum) is an archaeological site once inhabited by the Hohokam culture, just east of downtown Phoenix, next to Sky Harbor International Airport. It's a National Historic Landmark and Phoenix Point of Pride accessible by the Sky Train and the Light Rail. Part of the City of Phoenix Parks and Recreation Department since 1929, it's the largest preserved archaeological site in Phoenix.



4619 E. Washington St, Phoenix, AZ 85034 [\(602\) 495-0901](tel:(602)495-0901)



"Unless there is CONTEXT,  
it's all arts and crafts." Steve Watts




**Attention all SALT Members and prospective members!**

**WORLD ATLATL DAY  
at S'EDAV VA'AKI MUSEUM!**

**Saturday, June 1, 2024, 9am - Noon  
Set up is at 8:30 am**

S.A.L.T. will be participating in **WORLD ATLATL DAY** as we have been doing for many years. Please make every attempt you can to help us with the Atlatl Range and wear your Orange S.A.L.T. t-shirt if you have one!



We need many hands to man the Atlatl Range as it is always a very popular activity. Mark the day on your calendar and make plans to be there. Call Charlie Tadano at 602-524-6910 or Bob Sizemore at 520-705-9780 to sign up to help. Thank you!

Ron & Donna will also be setting up a Rabbitstick Range!



**Rabbitstick Range Set**  
When Donna Moses and I were representing SALT at the Crane Petroglyph Heritage event earlier this year, we saw a Rabbitstick Range throwing activity that the group from Elden Pueblo had set up. This was being done next to the Atlatl range and had lots of participants. I noticed several people did the Rabbitstick range while waiting for a turn at the Atlatl range. Anyways, it seemed like a great idea so... when we returned home, work began on making the setup in the photo. The 12 Rabbitsticks were made from incense cedar wood, which due to lighter weight, somewhat limits the distance they can be thrown. The targets are painted on inverted flexible plastic wastebaskets, which are forgiving to impact.

**LOOK FOR OUR S.A.L.T. POSTER IN THE MUSEUM LOBBY!**







**DON'T MISS THE JUNE 2024  
S.A.L.T. SKILLS MEETING**  
Saturday, June 15<sup>th</sup>  
10 am - 2 pm

(Remember to bring something for the Potluck Brunch!)

**S.A.L.T. FLINT KNAPPERS and the S.A.L.T. DRUMMING CIRCLE will meet at 9 am**

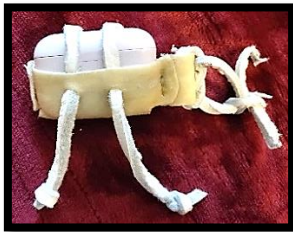
**S.A.L.T. SKILL #12 CONTAINERS**  
Rawhide Containers with Justin Sowden

SKILL	Apprentice Level I	Apprentice Level II	Apprentice Level III
12. Containers Agave / Gourds	Gather the materials and clean inside and outside	Make agave container and gourd bowl or canteen	Decorate or embellish Container, Bowl, or Canteen

Please bring a knife or awl to work with.



Make a RAWHIDE CASE, RATTLE OR BOTTLE or custom piece of your choosing.




**LEVEL I of SKILLS 1, 2 and 3**  
INSTRUCTION PROVIDED AT EVERY SKILL MEETING DEPENDING ON THE WEATHER...

SKILL	Apprentice Level I	Apprentice Level II	Apprentice Level III
1. Cutting Tool	Make a flake and Discoidal Blade	Make flakes from three different rocks and refine the tools	Demonstrate a use or project with the tool
2. Cordage	Make a uniform 3 foot length of cordage	Process three different fibers and make cordage	Demonstrate a use or project with the cordage
3. Friction Fire	Demonstrate one method of primitive fire starting	Forage for materials, construct hand drill or bow drill and make fire	Make a complete Fire Kit to use and display

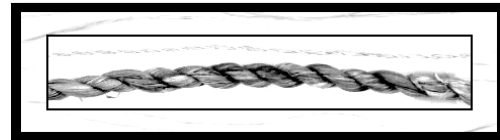
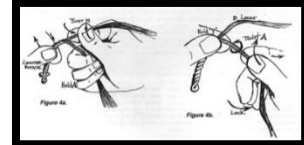
**SKILL #1 CUTTING TOOL: Level I**

*Make a flake and discoidal blade.*



**SKILL #2 CORDAGE: Level I**

*Make a uniform 3-foot length of cordage.*



**SKILL #3 FRICTION FIRE: Level I**

*Demonstrate one method of primitive fire starting.*



(Beads will be given out to new members when Level I of all three of the above Membership Requirement Skills are completed, and dues are paid.)

**Remember to bring your own primitive tools and materials to the Monthly Skill Meetings, if you have them. Materials for the Membership Requirement Skills are provided at each meeting for guests and new members.**

Also, you are responsible to sign in at meetings and events to be included in the newsletters, etc. and note on the sign-in sheet each level of each skill you complete to be awarded your beads. You need to make a Personal Bead to receive the leather thong for your Skill Beads. Thanks!

# MAY 2024 S.A.L.T. SKILLS MEETING HIGHLIGHTS

Saturday, May 18, 2024

**Board Members in attendance:** Charlie & Tamara Tadano, Laura Robins, Ron & Donna Moses Jennifer Ahumada, and Peter Huegel

**Members in attendance:** Carlos Acuna, Luis & Noah Ahumada, Jax, Carol Schroeter, Dalen & Mari Townsend, Reena Zapata, Billy Nickel, Sam Sargent, Dave Goldman, Michelle Benavides, Carol McGarry, Awak McGarry Maguil, Justin Sowden, Russell, Jodee, and Bingham Hortin, and Tom Adkins

**Guests:** Ernie Verrue

## S.A.L.T. FLINT KNAPPERS & DRUMMERS MEET BEFORE OUR SKILLS CLASS at 9:00 am

SKILL	Apprentice Level I	Apprentice Level II	Apprentice Level III
5. Flint Knapping	Demonstrate Core Reduction by Percussion	Use Percussion to produce Bi face Preform	Make primitive tools such as Southwestern Points



Luis led the flintknapping circle.

SKILL	Apprentice Level I	Apprentice Level II	Apprentice Level III
25. Musical Instruments / Games	Take a class and make an instrument or game	Make and learn how to play 1 instrument and 1 game on your own	Demonstrate and display 3 instruments and 3 games



Drummers Sam, Ernie and Mari



Before the class, Peter showed a fantastic AV presentation and artifact display on the items that were donated to us from the Sun City Rockhounds.



## S.A.L.T. SKILL #24 DECORATION ARGILLITE+ JEWELRY with Charlie & Tamara Tadano

SKILL	Apprentice Level I	Apprentice Level II	Apprentice Level III
24. Decoration -Pigments, etc.	Make a personal S.A.L.T. Bead or Pendant	Research 6 different kinds of decoration such as pigments, etc.	Display 3 different items that were decorated by you



S.A.L.T. President Charlie Tadano opened the Skills Class





Charlie made this pendant from Tapitio Schist and Laura worked a piece of it into sort of a Horney Toad.



Working the Argillite



Some of the pendants made by members



Thank you to everyone who brought the delicious food for the Potluck Brunch!



# S.A.L.T. MEMBERS OUT AND ABOUT

CUYAHOGA VALLEY NATIONAL PARK  
May 2024 by Tom Wax



I am showing a part of Cuyahoga Valley N.P. of the Ledges Trail. I believe this was [Diane Federici Wax](#) and my favorite hike and favorite part of the national park due to its quietness and not many people.

Cuyahoga Valley N.P. is approximately 22 miles long and five miles wide. The Ledges Loop Trail is 2.2 miles in a beautiful, forested area with cliffs that form a ledge of upper and lower ground elevation.



# PETRIFIED FOREST NATIONAL PARK May 2024 by Ron & Donna Moses



All the talk of northern lights sent us north in hopes of a glimpse this is what we found



## Petrified Forest National Park

# S.A.L.T. MEMBERS PROJECT / INFO GALLERY

INFO from Peter Huegel

EARTHQUAKE!!! No need for panic. It is a newsletter put out by the Earth Sciences Museum.

S.A.L.T. and our recent activities in conjunction with the Sun City Rockhounds Mineral Museum got a featured article in the May issue of EARTHQUAKE.

A part of the artifact's donation to S.A.L.T. from the Rockhounds was a box of "debitage". Debitage is the discarded pieces of rock from the process of making stone tools. SALT is using some of that ancient debitage to make projectile points. Ancient "trash" being used for education and turning it into modern-made projectile points.

Now that is what I call "Sending the past into the future."

Here is the article in EARTHQUAKE and a photo of some of the projectile points made by S.A.L.T. knappers from the debitage.

## EARTHQUAKE

e-Newsletter about what's movin' and shakin' at the Earth Science Museum

Earth Science Museum, 3215 W. Bethany Home Rd., Phoenix, AZ 85017  
www.earthsciencemuseum.org, scote@earthsciencemuseum.org, 602-973-4291

May 2024  
Volume 13, Issue 5

**SUN CITY ROCKHOUND MINERAL MUSEUM**  
SUNDIAL RECREATION CENTER  
14801 N. 103<sup>RD</sup> AVE.  
SUN CITY, AZ 85351  
srockmuseum@gmail.com  
623-428-6442

**WINTER HOURS**  
OCTOBER - APRIL  
10 AM TO 1 PM  
**CLOSED THURS. & SUNDAY**  
**SUMMER HOURS**  
MAY-SEPTEMBER 10AM-1PM  
SATURDAYS ONLY

Update on Sun City Rockhound Club & Mineral Museum artifact donation to the Study of Ancient Lifeways and Technologies (SALT) Organization

By Peter Huegel, SALT Board Member

Four members of Study of Ancient Lifeways and Technologies (SALT) were tasked with sorting through the various boxes of stone pieces donated to us by the Sun City Rockhound Club & Mineral Museum. We spent a little over 5 hours sorting through the pieces. The pieces were divided into several groups including "Debitage".

"Debitage" is the lithic debris and discards - waste material - found at the sites where stone tools and weapons were made. It is the detached and discarded rock pieces produced as the tool maker reduces the rock to the piece, they will form into a tool such as an arrowhead, or stone knife.

So, what do you do with debitage? It was decided to have the knappers (One who shapes conchoidal fracturing stone through the process of lithic reduction to manufacture stone tools) of SALT complete what was started possibly many centuries ago by the person who was making a stone tool. In this way we could indeed "Send the past into the future" and utilize the donation for educational purposes. The knappers teach at every SALT meeting and will now be using and teaching with the debitage donated by Sun City Rockhound Club. We are confident the result will be projectile points of various kinds that were

begun by some ancient person and now will be completed by a SALT teacher or student.

It is my personal hope that by utilizing these ancient pieces and knowing it was originally started by someone in the distant past, both the knappers and their students will sense the history involved in their project and that sense of history will guide their hands and minds as they complete their project.

When I announced the project at our SALT meeting one of our best knappers, Luis Ahumada, took it upon himself to be the first to use the ancient debitage. He chose a piece that he knew would be difficult and yet he succeeded. A piece of ancient discarded debitage is now a beautiful projectile point.

I have attached a photo of the original piece of debitage and the projectile point Luis created from it. Thanks again to you and your organization for helping us with our Study of Ancient Lifeways and Technologies and our mission to educate others.

SENDING THE PAST INTO THE FUTURE  
Knapper Luis Ahumada

Find us on: Facebook: Sun City Rockhounds



## HOE OF AGAVE FARMER by Ron Moses

Refining a pecked stone blade that will be the cutting end of a Coa de Jima (Hoe of Agave Farmer). The tool is used to remove the sharply pointed and toothed agave leaves to get to the plant heart. The heart can then be baked underground for a tasty, sweet, nutritious food. The leaves can be processed into fiber for rope, thread, mats, sandals, and other necessary things. When I finish the shaping, the blade will be lashed into a notch at the end of a long Agave flower stalk handle



This replica of ancient stone tool technology has a modern counterpart found in today's tequila fields in Mexico, but it has a steel blade. The process of stone tool pecking involves shaping a desired stone by repeatedly tapping it with a harder stone to remove or crush grains of material. Then, the stone is smoothed and sometimes even polished, using abrasive sandstones. So far, this project has many hours of work put into it, one tap at a time. Yes, you have to love this process or be a little crazy (or maybe both). This was how it was done for thousands of years. Doing skills like this is a time machine that allows my mind to wander through the ancient lifeways of our ancestral humans.

[#wanderingwithmoses](https://www.instagram.com/wanderingwithmoses)

"Knowledge is not complete  
until it is passed on."  
Steve Watts

## WIRE WRAPPING CLASSES with Bob Sizemore

As many of you know, I have been crafting wire wrapped jewelry. Now I know that it is not exactly ancient, but it's not new either. The Egyptians were making wire jewelry and decorations as early as the second dynasty (2890- 2686 BCE) And by the medieval period in England tools of wire were in use. Such as wool cards, chain and chain mail etc. One of our goals as salt is to learn how to use our hands again and wire wrapping fits that goal. After numerous requests to teach wire wrapping with the help of SALT member Lanly Le I have been holding classes at the Giving Tree Cafe. I highly recommend the cafe. It has a unique menu and the food is great. If anyone is interested in wire wrapping 101 contact me at 520-705-9780 to be on the waiting list.



**GIVING TREE CAFE**

**ORGANIC, PLANT-BASED, GLUTEN-FREE,  
SOY-FREE, DAIRY-FREE, NO SEED OILS,  
NO REFINED SUGARS**



**VIET ESPRESSO  
CON PANNA**

ORGANIC ESPRESSO, COCONUT WHIP, COCONUT  
CONDENSED MILK, ORGANIC CANE SUGAR, ORGANIC  
CINNAMON. HOT OR ICED



**GRIZZLY BEAR BREAKFAST**

YOUR MONSTROUS HUNGER WILL BE SATISFIED WITH  
BUCKWHEAT PANCAKES COVERED IN FRESH FRUIT WITH  
BREAKFAST POTATOES, BREAKFAST SAUSAGE, AND  
AVOCADO.

VIEW OUR FULL MENU AT  
[GIVINGTREECAFE.COM](http://GIVINGTREECAFE.COM)

VISIT OUR ORGANIC  
PLANT-BASED OASIS AT  
2024 N. 7TH ST, PHOENIX AZ  
INSTAGRAM  
[@GIVINGTREECAFEAZ](https://www.instagram.com/GIVINGTREECAFEAZ)

## Volunteers Needed for City of Phoenix Park Steward Program



The City of Phoenix Park Steward Program is looking for volunteers to help maintain, clean, and preserve our trails. Help make a difference in your community!

Visit [volunteer.phoenix.gov](http://volunteer.phoenix.gov) to apply or reach out to 602-495-5458 for more information on how to get involved!





## 36<sup>TH</sup> RABBITSTICK

in Rexburg, Idaho

**SEPTEMBER 15 – 21, 2024**

**Registration opens in February 2024**

Rabbitstick Primitive Skills Gathering, held the 3<sup>rd</sup> week of September in ID, is the premier Backtracks event. Rabbitstick is the oldest of all of the modern primitive skills events and has been the model for most of the events currently running worldwide. Each year we host nearly 150 instructional and support staff who provide a camp with hands-on classes that run 9am-5pm for 5 days for about 400 registered participants. This is an unparalleled opportunity to learn skills and get to know teachers that you can trust. Visit our new website - [rabbitstick.com](http://rabbitstick.com) - for complete event and registration details.

Backtracks has assembled one of the largest and most complete rosters of primitive skills teachers and practitioners available anywhere. Backtracks is your source for the best instructional staff you'll find at any event. **Join us next year!**

[www.rabbitstick.com](http://www.rabbitstick.com)

[Register On-Line Today](#)

[Share a Ride Bulletin Board](#)

[Meet Our Staff](#)

Rabbitstick | (208) 359-2400 | [backtracks905@gmail.com](mailto:backtracks905@gmail.com) | [societyofprimitivetechnology@gmail.com](mailto:societyofprimitivetechnology@gmail.com)



Bulletin of Primitive Technology website at - [primitive.org](http://primitive.org). Order back issues, download a complete index of topics and titles, or view the entire first issue and newsletters for free. Don't miss out on this amazing collection of information. It's up and running and ready to take your orders now.

<https://www.facebook.com/Backtracks-Keeping-Traditions-Alive-213565755397099/?fref=NF>

## PRESCOTT PRIMITIVE LIVING SKILLS

Prescott, Arizona

Check out Kiowa Sage on Facebook!

Hello friends! It's Kiowa Sage! I started a local meetup group to teach courses on primitive living skills, nature awareness and outdoor survival skills - all of which I've been training in for many years. All classes ranging from two hour workshops, day long classes and multiple day immersion courses. Skills and knowledge bases such as making fire with sticks, edible and medicinal plants, animal trapping and tracking, fiber arts and weaving, basic outdoor survival skills and how to do more with less in the outdoors. Right now I only have a couple classes listed until I acquire more traffic. Check out some of the listings that are available! [www.meetup.com](http://www.meetup.com)

Watch for new listings of classes that are offered, and there will be more to come!  
-Kiowa Sage



## FALL CAMP for ANCESTRAL SKILLS

October 10 – 12, 2024

We are excited to announce that we will be camping this Fall at the Bridges to the Past Campus in Valley, Washington, about 45 miles north of Spokane. Fall Camp will feature instruction in subjects that are appropriate for the season, and for the coming winter that will include food preservation and ethical harvesting, hide collection, tanning and storage, fire making methods and use, basic outdoor cooking, whole animal processing, working with bones, lithics, fibers, metal, wood and feathers, ancestral tools and weaponry, shelters, and more.

NEXT



May 26<sup>th</sup> – 31<sup>st</sup>, 2025



[Email Mullein HERE with any further questions](#)

Between the Rivers Gathering is a week-long educational workshop for learning skills that originated in the stone-age all the way up to modern homesteading. We are an annual event located in Washington State about an hour north of Spokane. We will have a multitude of instructors offering a broad-range of classes all week long. Included will be wilderness survival skills of all kind, basic and homespun living, preparedness and skills of a practical and archeological nature.

**We offer hands-on classes in ancestral living and survival, and we also focus on the skills of self-sufficiency and sustainable living to minimize our impact on this planet we all share. Come join our community and experience for yourself what an ancestral skills gathering is all about!**

Ancestral Skills for Self-Sufficiency

Sponsored by Bridges to the Past 501(c)(3)

Northeastern Washington State Ancestral Skills & Self-Sufficiency Gathering

Other [Skills Gatherings](#)

[BtR T-Shirt](#)

Burning questions that can't wait? Contact

us: [patrickf@bridgestothepast.org](mailto:patrickf@bridgestothepast.org)

[BetweentheRiversGathering.com](http://BetweentheRiversGathering.com)

## BTR LOGO HATS ARE AVAILABLE!



Kandis Larson is making Between the Rivers Gathering Logo Hats and making them available to you! Each hat has a leather patch branded with our BTR logo that we have all grown to love, no two are alike, and have a primitive touch to them.

[kandiscreated@gmail.com](mailto:kandiscreated@gmail.com)

509-994-0585 cell . @kandis created (Instagram)





## WINTER COUNT

MARK YOUR CALENDARS FOR

**FEBRUARY 16-22, 2025**

**REGISTRATION OPENS NOVEMBER 1, 2024**

Winter Count, (started 1995), is part of a family of gatherings that strive to reconnect people with old ways of making fire, tanning hides, forming metal, weaving baskets, hunting, gathering and much more. We teach ancestral skills that were essential to the survival and well-being of all cultures, no matter what continent your ancestors came from. Through the understanding and mastery of these skills, people find that they can connect not only to a simpler way of living life but also to the roots of their heritage and to a pathway to interact more deeply with the natural world.

We provide a camp with some of the best instructors in their fields, teaching what they have learned through experience, experimentation and through source materials. Some of the instructors have spent many years perfecting their crafts. Some have managed archeological sites while others have lived deeply among the wild places, hunting, raising their own food and making their own clothing and tools from the most basic elements. We are a diverse group of people from many experiences, opinions, and family backgrounds, who come together to share what it is that makes us excited about life.

Winter Count is a drug, alcohol, and firearm free event.

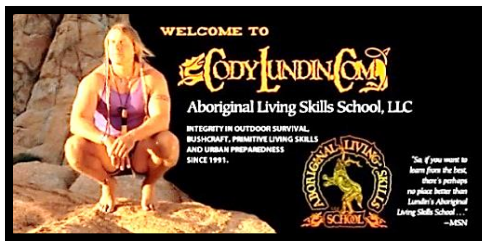
Winter Count 505-570-9484

369 Montezuma Avenue, #326, Santa Fe, NM 87501

[WinterCountCamp@gmail.com](mailto:WinterCountCamp@gmail.com)

[www.WinterCountCamp.com](http://www.WinterCountCamp.com)

### THE MORE YOU KNOW, THE LESS YOU NEED



[www.codylundin.com](http://www.codylundin.com) [abodude@codylundin.com](mailto:abodude@codylundin.com)

### Earth Knack Courses, Classes, and Programs

Independent Living Skills ... More Important Now Than Ever  
Hands-On, In-Person Instruction ... More Important Now Than Ever  
Lighthearted Positive Teachings ... More Important Now Than Ever  
Top Quality Instruction ... Our Specialty Since 1990!

Robin Blankenship, Founder, Owner and Instructor of Earth Knack School

Author: [How To Play In The Woods](#) (Gibbs Smith, Publisher 2016)

[Earth Knack: Stone Age Skills for the 21st Century](#) (Peregrine Books - Gibbs Smith 1996)

P.O.#508 Crestone Colorado 81131 719 256 4909 [earthknackschool@gmail.com](mailto:earthknackschool@gmail.com)

<http://www.earthknack.com/>



Dear RMS family & friends,  
~ Live What You Love ~

All classes held at Reevis Mountain School include hearty meals fresh from the homestead, class supplies, hot showers, and campsite. Camping is free, or stay in a yurpee (\$10 per night per person), single cabin (\$25 per night, sleeps 1), or double cabin (\$50 per night, sleeps 1-2+), availability permitting. We provide complimentary shuttle service from Roosevelt, AZ, or caravan in your own 4X4. Shuttle pickup is at 4 p.m., first day of class. Please see our [website](#) to enroll and to get more information


Sign up online!

[www.reevismountain.org/classes](http://www.reevismountain.org/classes)

Order all your favorite Reevis Mountain Remedies online!

[www.reevismountain.org/country-store](http://www.reevismountain.org/country-store)

Blessings, Peter Bigfoot & the RMS Interns



### Visit the Primitive Lifeways Store!

The Primitive Lifeways store is up and running. This month we are featuring new merchandise including beautifully crafted prehistoric replica pottery and jewelry. We are still selling stickers for less than a cup of coffee at Starbucks. By purchasing our new merchandise, you are helping us educate the public on archaeological preservation and the sharing of free information.

[Click Here](#) to visit our store.

Jeff Martin

[Jeff@primitivelifeways.com](mailto:Jeff@primitivelifeways.com)

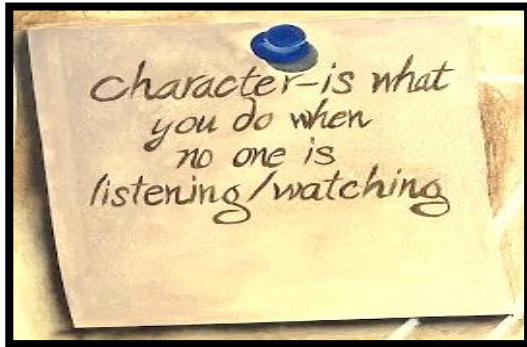


### NEED YOUR HELP!

Jax's Project has been growing by leaps and bounds! He has had the opportunity to touch the lives of 185 Veterans who are transitioning from homeless to healing. If you would like to help, put bags together, supply items, or donate money for supplies, you can partner with Jax in honoring these Veterans. Please call Tamara if you can

help at 602-920-8228. The website is:

[www.americanveteransranch.org](http://www.americanveteransranch.org)



**2024 MEMBERSHIP DUES ARE DUE !**  
**SINGLE \$20.00 or FAMILY \$40.00**  
 Please pay at a Skills Meeting or mail them to  
 S.A.L.T. Treasurer,  
**TAMARA TADANO**  
 12840 N. 45<sup>th</sup> Drive, Glendale, AZ 85304  
 Please make the check out to Tamara Tadano  
 Or Zelle Tamara at 602-920-8228

**S.A.L.T. MEMBERSHIP ITEMS**  
 The Tan "Fishing Shirt" Style S.A.L.T. Membership Shirts are available by pre-order. Please contact Charlie Tadano to order your Shirt at 602-524-6910  
**NEW BLACK S.A.L.T. T-SHIRTS, LONG SLEEVED SHIRTS, HOODIES**  

  
**and S.A.L.T. PATCHES are available!**  
 (Special pricing for members) S.A.L.T. PATCHES \$5.00  
 (Memberships receive one free)

**S.A.L.T. CONTACT INFORMATION:**  
**Website: [www.saltskills.com](http://www.saltskills.com)**  
**e-mail address: [saltskills@gmail.com](mailto:saltskills@gmail.com)**  
 For MEMBERSHIP information call Charlie Tadano at 602-524-6910 or Bob Sizemore at 520-705-9780 or e-mail [saltskills@gmail.com](mailto:saltskills@gmail.com)  
 For EVENTS and BEAD information contact Donna Moses at 602-384-1359 or [saltdonna1@gmail.com](mailto:saltdonna1@gmail.com)  
 For S.A.L.T. e-Newsletter or Website info contact Laura Robins, Editor at 623-533-0847 or e-mail [saltskills@gmail.com](mailto:saltskills@gmail.com)

**ATTENTION**  
**S.A.L.T. Members and Associates!**  
 Please send in pictures and articles for this newsletter! Send in information on projects you are working on, information you have found on primitive skills, pictures from trips to archaeological sites, etc.  
 Send it to [saltskills@gmail.com](mailto:saltskills@gmail.com)




STONE AGE TECHNOLOGY FROM PRIMITIVE WAYS  
**ALSO, THINK ABOUT TEACHING ONE OF OUR SKILLS CLASSES!**  
 Contact Charlie Tadano at 602-524-6910