

STUDY of ANCIENT LIFEWAYS and TECHNOLOGIES

S.A.L.T. MISSION STATEMENT

S.A.L.T.'s primary goal is to understand, practice and share all life skills and arts of the ancient world. This is accomplished by regular Skills Meetings and informing the public through various Events.



www.saltskills.com

Charlie Tadano, President

Tom Wax, Vice President

Laura Robins, Newsletter Editor/Webmaster

saltskills@gmail.com

Jennifer Ahumada, Secretary

Tamara Tadano, Treasurer

Donna Moses, Events / Bead Chairperson

Volume 13, Issue 11

S.A.L.T. e-NEWSLETTER

NOVEMBER 2022



S. A. L. T. CALENDAR

NEXT S.A.L.T. SKILLS MEETING / EVENT

SATURDAY, NOVEMBER 19th

10 am – 1 pm

S.A.L.T. SKILL # 3 - FRICTION FIRE

with Tom Wax

QUARTERLY S.A.L.T. BOARD MEETING FOLLOWS

at PUEBLO GRANDE MUSEUM

(Please bring a dish to share for the potluck Brunch!)

UPCOMING 2022 MEETINGS & EVENTS:

Saturday, November 26th S.A.L.T. FIELDTRIP

BOYCE THOMPSON ARBORETUM with Sylvia Lee 10 am - noon

Saturday, December 17th SKILLS MEETING at PGM

S.A.L.T. SKILL #12 GOURDS – Make a gourd bowl with Ron & Donna

ANNUAL S.A.L.T. HOLIDAY PARTY FOLLOWS THE SKILLS

MEETING AT CHARLIE & TAMARA'S HOUSE at 3 pm.

More details in the December newsletter!

**REMEMBER TO WEAR YOUR S.A.L.T. SHIRTS
TO ALL MEETINGS AND EVENTS!**

*All Members make sure Tamara has your name
on the membership list for free entry into PMG!*



PUEBLO GRANDE MUSEUM



Pueblo Grande Museum is an archaeological site once inhabited by the Hohokam culture, just east of downtown Phoenix, next to Sky Harbor International

Airport. It's a National Historic Landmark and Phoenix Point of Pride accessible by the Sky Train and the Light Rail. Part of the City of Phoenix Parks and Recreation Department since 1929, it's the largest preserved archaeological site in Phoenix.

4619 E. Washington St, Phoenix, AZ 85034 (602) 495-0901

**DON'T MISS THE NOVEMBER 26th S.A.L.T. FIELDTRIP
with S.A.L.T. Member Sylvia Lee**

Meet at the entrance at 10 am



Sylvia H. Lee Author, book of BTA *An Abundant Arboretum* the history of the Boyce Thompson Arboretum
Volunteer Pueblo Grande Museum and Archaeological Park
Blog: RamblingEtc.wordpress.com

**"Unless there is CONTEXT,
it's all arts and crafts." Steve Watts**

**All Primitive Skills Conferences are filling up fast,
so if you are interested act now!**



WINTER COUNT

**MARK YOUR CALENDARS FOR
FEBRUARY 19-25, 2023**

REGISTRATION OPENS NOVEMBER 1, 2022

This year we have raised our prices for the first time since 2017.

PRICES:

Adult Early Registration \$385 (17 and up) (November 1, 2022 - January 15, 2023)

Adult Regular Registration- \$475 (Starting January 16, 2023)

Teen Registration- \$195 (13-16)

Youth Registration- \$165 (Ages 9-12)

Kids Registration- \$60 (Ages 4-8)

Wee Ones (ages 1 to 3) FREE

Day Passes (or any number of days less than full registration) will be available starting Jan 16, 2023 unless full week registration fills up, in which case day passes will not be available. Adults \$95/day, Teen (13-16) \$45/day, Youth (9-12) \$40/day, Kids (4-8) \$15/day, Wee Ones Still free!

Don't have access to credit cards or prefer to mail us a certified money order or cashier's check? Click on the "Download Mail-In Registration Form" button below.

Refund Policy

For all refunds, rollovers, and transfers, **we must be notified via email.**

Refunds are available up to 30 days prior to the event. There is a \$50 fee for refunds. Refunds can be obtained by contacting the office VIA EMAIL (**Required**) at least 30 days prior to the start of the event. Feel free to call us but we need to have the request via email also.

Rollovers and Transfers: Arrangements can be made to roll over the tuition to the following year's gathering or transfer it to another participant. There is a \$35 administration fee for rollover or transferred tickets. **For a rollover, you must contact us BY EMAIL before the beginning of the event. For a transfer, you must contact us BY EMAIL 30 days prior to the start of the event.**

No rollovers, refunds or transfers after the event begins.

The Weather

Extreme weather conditions are becoming more of a concern. If catastrophic conditions require us to close the camp during an event, refunds will not be available. There are trip insurance options available through brokers that provide a policy to cover such an occurrence.

Discount Policy

We maintain a small financial aid fund generated through raffles and donations from a few of our instructors. Requests may be made for access to that fund starting Nov. 1.

People trying to register using Internet Explorer as their browser may have trouble. Please use Chrome, Safari, or Firefox.

Winter Count, (started 1995), is part of a family of gatherings that strive to reconnect people with old ways of making fire, tanning hides, forming metal, weaving baskets, hunting, gathering and much more. We teach ancestral skills that were essential to the survival and well-being of all cultures, no matter what continent your ancestors came from. Through the understanding and mastery of these skills, people find that they can connect not only to a simpler way of living life but also to the roots of their heritage and to a pathway to interact more deeply with the natural world.

We provide a camp with some of the best instructors in their fields, teaching what they have learned through experience, experimentation and through source materials. Some of the instructors have spent many years perfecting their crafts. Some have managed archeological sites while others have lived deeply among the wild places, hunting, raising their own food and making their own clothing and tools from the most basic elements. We are a diverse group of people from many experiences, opinions, and family backgrounds, who come together to share what it is that makes us excited about life.

Winter Count is a drug, alcohol, and firearm free event.

Winter Count 505-570-9484
369 Montezuma Avenue, #326
Santa Fe, NM 87501

WinterCountCamp@gmail.com

www.WinterCountCamp.com



45th Annual Pueblo Grande Museum Indian Market

Saturday & Sunday, December 10 -11, 2022
9:00 AM - 4:00 PM, Admission \$5

Celebrating Over 9 Decades of Passion and Preservation
Pueblo Grande Museum and Archaeological Park

SHOP OVER 100 ARTIST BOOTHS

Signed Native American Jewelry - Pottery
Paintings - Fetishes - Weaving - Basketry
Traditional Carvings - Bead Work - Sculpture
Cultural Items - Fine Art & More

Food Vendors
Fry Bread - Indian Tacos - Kettle Corn & More!

Young Artist Market

PERFORMERS

Traditional & Contemporary

Storyteller
Hoop Dancers
Martha Ludlow Martinez, emcee
Miss Indian Arizona and Tribal Royalty
Ira H. Hayes American Legion Post 84

KI:HIM EDUCATION AREA

Experience Hands-On Activities
Archery - Atlatl Throwing
Hoop Dancing
Arrowhead Knapping
Agave Fiddle Making
Pottery and Basket Making
Food Making and Tasting








**DON'T MISS THE NOVEMBER 2022
S.A.L.T. SKILLS MEETING!**
Saturday, November 19th 10 am - 1 pm



S.A.L.T. SKILL # 3 FRICTION FIRE with Tom Wax

(Don't forget a dish to share for the potluck brunch!)

SKILL	Apprentice Level I	Apprentice Level II	Apprentice Level III
3. Friction Fire	Demonstrate one method of primitive fire starting	Forage for materials, construct hand drill or bow drill and make fire	Make a complete Fire Kit to use and display



Tom Wax teaches friction fire starting at Winter Count



Bow Drill



Hand Drill


There will be Flint & Steel fire starting, too.

**LEVEL I of SKILLS 1, 2 and 3
INSTRUCTION PROVIDED AT EVERY SKILL
MEETING DEPENDING ON THE WEATHER...**

SKILL	Apprentice Level I	Apprentice Level II	Apprentice Level III
1. Cutting Tool	Make a flake and Discoidal Blade	Make flakes from three different rocks and refine the tools	Demonstrate a use or project with the tool
2. Cordage	Make a uniform 3 foot length of cordage	Process three different fibers and make cordage	Demonstrate a use or project with the cordage
3. Friction Fire	Demonstrate one method of primitive fire starting	Forage for materials, construct hand drill or bow drill and make fire	Make a complete Fire Kit to use and display

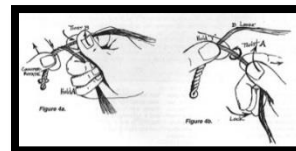
SKILL #1 CUTTING TOOL: Level I

Make a flake and discoidal blade.



SKILL #2 CORDAGE: Level I

Make a uniform 3 foot length of cordage.



SKILL #3 FRICTION FIRE: Level I

Demonstrate one method of primitive fire starting.



(Beads will be given out to new members when Level I of all three of the above Membership Requirement Skills are completed and dues are paid.)

Remember to bring your own primitive tools and materials to the Monthly Skill Meetings, if you have them. Materials for the Membership Requirement Skills are provided at each meeting for guests and new members.

Also, you are responsible to sign in at meetings and events to be included in the newsletters, etc. and note on the sign-in sheet each level of each skill you complete to be awarded your beads. You need to make a Personal Bead to receive the leather thong for your Skill Beads. Thanks!

OCTOBER 2022 S.A.L.T. SKILLS MEETING HIGHLIGHTS

Saturday, October 15, 2022

Board Members in attendance: Charlie & Tamara Tadano, Ron & Donna Moses, Jennifer Ahumada, Tom Wax and Laura Robins

Members in attendance: Peter Huegel, Carlos Acuna, Arturo Ramirez, Susan Jeffay, Diane Wax, Sylvia Lee, Noah Ahumada and Bill Kettler

Guests: Alexis Bhatheja, Lucinda Flores and Rodney Bauer

S.A.L.T. SKILLS DISPLAYS & DEMOS for Int'l Archaeology Day at PGM

Well, the SALT group started the day at Pueblo Grande Museum for the International Archaeology Day. We were there to demonstrate what we do to keep the ancient technologies alive. It went well until the rain gods decided to intervene. But, before the sky fell, we had some good time to show off what we do. Unfortunately, the Atlatl demonstrations were called off due to the threat of major rainstorms.

- Peter



Laura Robins and Arturo Ramirez



Arturo's amazing rattles



Ron Moses and Sylvia Lee



Peter Huegel, Carlos Acuna, Bill Kettler and Donna Moses



Peter's display



Charlie's display



Charlie pecking an axe head



Bill Kettler flint knapping



Ron Moses pecking





Charlie Tadano and Tom Wax



Tom's display



Today the S.A.L.T. group put on demonstrations for the public at Pueblo Grande Museum in Phoenix, Az. Usually there are no pictures of me making fire since I am the one taking the pictures. I had my daughter take pictures of Noah, my Grandson, who is two years old and me making Primitive fire with a Hand-Drill. To keep our ancestral traditions alive, we must pass them on to the next generation. - Tom



POTLUCK!



Peter's backgrounds are amazing!

S.A.L.T. MEMBERS PROJECT GALLERY

HARVESTING RAKE by Ron Moses

Recently completed this replica of a harvesting rake. Deer antler shed, Ash tree handle, Agave fiber cordage, Pine pitch adhesive. Based on various museum photos, drawings, and descriptions.

[#keepingbusywithmoses](#)



ANCIENT BRACELET by Steven Hall

Just made this bracelet thanks to my friend @tin_teepee!
Ancient ostrich eggshell with clam shell bead accents.



HAND DRILL VERSES BOW DRILL by Tom Wax

There are advantages and disadvantages to both. Here are some of those advantages and disadvantages:

#1: Hand Drills are simple to use, just two pieces of wood and neither one is a match. Bow Drills are more complicated to use, and they have more parts.

#2: Hand Drills can be harder to get an ember in wet weather whereas a Bow Drill can be easier to get an ember.

#3: Hand Drills take more energy and Bow Drills use less energy.

#4: Hand Drills have long spindles that stick out of a pack or bag whereas a Bow Drill can fit nicely into a small pack or bag.

#5: You can use wetter and more inferior materials with a Bow Drill than you can with a Hand Drill.

#6: It is easier to find a shorter spindle that is straight for a Bow Drill in the wild than the long spindle for a Hand Drill.

#7: You do not need to make or find the materials needed for a bow drill. It is harder to find a long spindle shaft that is straight for a Hand Drill in the wild.

#8: You can use a weaker or more thin fragile material for a spindle with a Hand Drill. An example would be a Cattail stem. The Cattail does not work well with a Bow Drill.

#9: Children and smaller females can get a Bow Drill ember easier than with a Hand Drill. I usually don't see a young boy get a Hand Drill fire going until they are 12 or 14. Younger boys usually don't have the upper body strength until they get older, but they can get a Bow Drill ember.

#10: You can use a stone point to drill with on a Bow Drill easier than using a Hand Drill.

Both Hand and Bow Drills fire making skills need to be mastered if you are into Primitive Skills and for emergency survival situations. If I had only to choose one or the other in an emergency survival situation and I had no matches or lighter, I would choose the Bow Drill hands down.



Hand Drill





Bow Drill

S.A.L.T. MEMBERS OUT AND ABOUT

GILA CLIFF DWELLINGS in New Mexico by Tom Wax

While out and about in New Mexico, Diane and I went to Gila Cliff Dwellings National Monument (photo 1) and saw a Hand-Drill hearth on display at the Visitors Center (see photo 2). It was about 6" long and about 3/4 of an inch diameter. What was interesting about this Hand-Drill hearth was it was round and at one end it was charred at the tip, just like a Hand-Drill spindle would be. Was this hearth used as both? In the third photo is another Hand-Drill set that is complete with another hearth board. This was in the museum of Western New Mexico University. The spindle is not very straight but still useable. I have noticed over time that Hand-Drill spindles will get a bow in them from the downward pressure when drilling. Also, this spindle may have been really straight at one time, but over the eons of time may have warped.



ARIZONA METEOR CRATER by Steven Hall

This meteor crater is not only the first scientifically proven impact crater but is also the best-preserved impact crater in the world! NASA did some training here to help prepare the astronauts that were going to the moon as well.





Between the Rivers Gathering May 29th - June 3rd, 2023 Ancestral Skills for Self-Sufficiency

Between the Rivers Gathering is a week-long educational workshop for learning skills that originate in the stone-age all the way up to modern homesteading. We are an annual event located in Washington State about an hour north of Spokane. We will have a multitude of instructors offering a broad-range of classes all week long. Included will be wilderness survival skills of all kind, basic and homespun living, preparedness and skills of a practical and archeological nature.

We offer *hands-on classes in ancestral living and survival*, and we also focus on the skills of *self-sufficiency* and *sustainable living* to minimize our impact on this planet we all share. Come join our community and experience for yourself what an ancestral skills gathering is all about!

FALL CAMP October 12-15, 2023



Ancestral Skills for Self-Sufficiency
Sponsored by Bridges to the Past 501(c)(3)
Northeastern Washington State Ancestral Skills &
Self-Sufficiency Gathering

Other [Skills Gatherings](#)
[BtR T-Shirt](#)

Burning questions that can't wait? Contact
us: patrickf@bridgestothepast.org


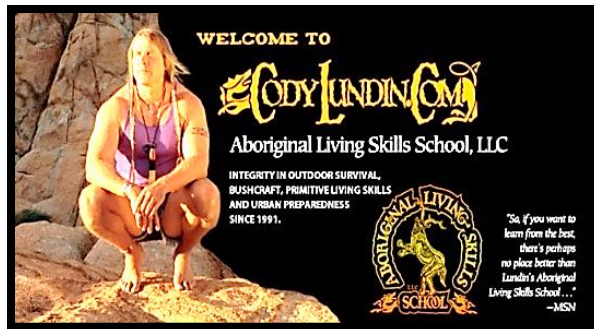
BetweentheRiversGathering.com

BTR LOGO HATS ARE AVAILABLE!



Kandis Larson is making Between the Rivers Gathering Logo Hats and making them available to you! Each hat has a leather patch branded with our BTR logo that we have all grown to love, no two are alike, and have a primitive touch to them.

kandiscreated@gmail.com
509-994-0585 cell . @kandis created (Instagram)



Visit the Primitive Lifeways Store!

The Primitive Lifeways store is up and running. This month we are featuring new merchandise including beautifully crafted prehistoric replica pottery and jewelry. We are still selling stickers for less than a cup of coffee at Starbucks. By purchasing our new merchandise, you are helping us

educate the public on archaeological preservation and the sharing of free information.

[Click Here](#) to visit our store.
Jeff Martin

Jeff@primitivelifeways.com

NEED YOUR HELP!

Jax's Project has been growing by leaps and bounds! He has had the opportunity to touch the lives of 185 Veterans who are transitioning from homeless to healing. If you would like to help, put bags together, supply items, or donate money for supplies, you can partner with Jax in honoring these Veterans.

Please call Tamara if you can help at 602-920-8228.
The website is: www.americanveteransranch.org



Jax and the Veterans



Dear RMS family & friends,
~ Live What You Love ~



All classes held at Reevis Mountain School include hearty meals fresh from the homestead, class supplies, hot showers, and campsite. Camping is free, or stay in a yurpee (\$10 per night per person), single cabin (\$25 per night, sleeps 1), or double cabin (\$50 per night, sleeps 1-2+), availability permitting. We provide complimentary shuttle service from Roosevelt, AZ, or caravan in your own 4X4. Shuttle pickup is at 4 p.m., first day of class. Please see our [website](http://www.reevismountain.org) to enroll and to get more information

Sign up online!

www.reevismountain.org/classes

Order all your favorite Reevis Mountain Remedies online!

www.reevismountain.org/country-store


Blessings, Peter Bigfoot & the RMS Interns

PRESCOTT PRIMITIVE LIVING SKILLS Prescott, Arizona

Check out Kiowa Sage on Facebook!

Hello friends! It's Kiowa Sage! I started a local meetup group to teach courses on primitive living skills, nature awareness and outdoor survival skills - all of which I've been training in for many years. All classes ranging from two hour workshops, day long classes and multiple day immersion courses. Skills and knowledge bases such as making fire with sticks, edible and medicinal plants, animal trapping and tracking, fiber arts and weaving, basic outdoor survival skills and how to do more with less in the outdoors. Right now I only have a couple classes listed until I acquire more traffic. Check out some of the listings that are available!

www.meetup.com



Pots and their final transformation in the earth kiln.

Watch for new listings of classes that are offered, and there will be more to come!
-Kiowa Sage



35TH RABBITSTICK in Rexburg, Idaho SEPTEMBER 10 - 16, 2023

Rabbitstick Primitive Skills Gathering, held the 3rd week of September in ID, is the premier Backtracks event. Rabbitstick is the oldest of all of the modern primitive skills events and has been the model for most of the events currently running worldwide. Each year we host nearly 150 instructional and support staff who provide a camp with hands-on classes that run 9am-5pm for 5 days for about 400 registered participants. This is an unparalleled opportunity to learn skills and get to know teachers that you can trust. Visit our new website -rabbitstick.com - for complete event and registration details.

Backtracks has assembled one of the largest and most complete rosters of primitive skills teachers and practitioners available anywhere. Backtracks is your source for the best instructional staff you'll find at any event. Join Us!

www.rabbitstick.com

[Register On-Line Today](#)
[Share a Ride Bulletin Board](#)
[Meet Our Staff](#)

Rabbitstick | (208) 359-2400 | backtracks905@gmail.com | societyofprimitivetech@gmail.com



Bulletin of Primitive Technology website at -primitive.org. Order back issues, download a complete index of topics and titles, or view the entire first issue and newsletters for free. Don't miss out on this amazing collection of information. It's up and running and ready to take your orders now.

<https://www.facebook.com/Backtracks-Keeping-Traditions-Alive-213565755397099/?fref=nf>

"Primitive (first) skills are our shared inheritance. It is the shared thread which links us to our prehistory and binds us together as human beings." Steve Watts

ATTENTION

S.A.L.T. Members and Associates!

Please send in pictures and articles for this newsletter! Send in information on projects you are working on, information you have found on primitive skills, pictures from trips to archaeological sites, etc.

Send it to saltskills@gmail.com




STONE AGE TECHNOLOGY FROM PRIMITIVE WAYS

ALSO, THINK ABOUT TEACHING ONE OF OUR SKILLS CLASSES WHEN WE GET BACK TO PGM!

Contact Charlie Tadano at 602-524-6910

**"Knowledge is not complete
until it is passed on."
Steve Watts**



2022 MEMBERSHIP DUES ARE DUE !

SINGLE \$12.00 & FAMILY \$24.00

*(New memberships are
pro-rated throughout the year)*

Please mail them to S.A.L.T. Treasurer,

TAMARA TADANO

12840 N. 45th Drive
Glendale, AZ 85304

Please make the check out to
Tamara Tadano

S.A.L.T. MEMBERSHIP ITEMS

The Tan "Fishing Shirt" Style S.A.L.T. Membership Shirts are available by pre-order. Please contact Charlie Tadano to order your Shirt at 602-524-6910

**NEW BLACK S.A.L.T. T-SHIRTS,
LONG SLEEVED SHIRTS, HOODIES**



**and S.A.L.T. PATCHES
are available!**

*(Special pricing for members) S.A.L.T. PATCHES \$5.00 each
(Memberships receive one free)*

S.A.L.T. CONTACT INFORMATION:

Website: www.saltskills.com

e-mail address: saltskills@gmail.com

For **MEMBERSHIP** information call Charlie Tadano at 602-524-6910 or Bob Sizemore at 520-705-9780 or e-mail saltskills@gmail.com

For **EVENTS** and **BEAD** information contact Donna Moses at 602-384-1359 or saltdonna1@gmail.com

For **S.A.L.T. e-Newsletter** or **Website info** contact Laura Robins, Editor at 623-533-0847 or e-mail saltskills@gmail.com