



STUDY of ANCIENT LIFEWAYS and TECHNOLOGIES

S.A.L.T. MISSION STATEMENT

S.A.L.T.'s primary goal is to understand, practice and share all life skills and arts of the ancient world. This is accomplished by regular Skills Meetings and informing the public through various Events.

www.saltskills.com

saltskills@gmail.com

Charlie Tadano, President Tom Wax, Vice President
Laura Robins, Newsletter Editor/Webmaster

Jennifer Ahumada, Secretary Tamara Tadano, Treasurer
Donna Moses, Events / Bead Chairperson

Volume 12, Issue 10

S.A.L.T. e-NEWSLETTER

OCTOBER 2021

S. A. L. T. CALENDAR

NEXT S.A.L.T. SKILLS MEETING

SATURDAY, OCT. 16th

9 am – noon

S.A.L.T. SKILLS

#1 Discoidal Blade, #2 Cordage & #3 Fire

at PUEBLO GRANDE MUSEUM

(Please bring a dish to share for the potluck Brunch!)

UPCOMING 2021 MEETINGS & EVENTS:

Saturday, November 20th SKILLS MEETING at PGM
S.A.L.T. SKILL #22: Going Hunting...
QUARTERLY BOARD MEETING

Saturday, December 18th SKILLS MEETING at PGM
S.A.L.T. SKILL #24 Primitive Ornaments

**REMEMBER TO WEAR YOUR S.A.L.T. SHIRTS
TO ALL MEETINGS AND EVENTS!**

All Members make sure Tamara has your name on the membership list for free entry into PMG!



PUEBLO GRANDE MUSEUM

4619 E. Washington St, Phoenix, AZ 85034 (602) 495-0901



Pueblo Grande Museum is an archaeological site once inhabited by the Hohokam culture, just east of downtown Phoenix, next to Sky Harbor International Airport. It's a National Historic Landmark and Phoenix Point of Pride accessible by the Sky Train and the Light Rail. Part of the City of Phoenix Parks and Recreation Department since 1929, it's the largest preserved archaeological site in Phoenix.

Purchase Native American gifts, art and jewelry at the Museum Store. Open 7 days a week Oct.-Apr.; Closed Sundays & Mondays May-Sep.



**"Unless there is CONTEXT,
it's all arts and crafts." Steve Watts**



**DON'T MISS THE OCTOBER 2021
S.A.L.T. SKILLS MEETING!**
Saturday, October 16th 9am-noon



S.A.L.T. SKILLS #1, 2, & 3

(Don't forget a dish to share for the potluck brunch!)

SKILL	Apprentice Level I	Apprentice Level II	Apprentice Level III
1. Cutting Tool	Make a flake and Discoidal Blade	Make flakes from three different rocks and refine the tools	Demonstrate a use or project with the tool
2. Cordage	Make a uniform 3 foot length of cordage	Process three different fibers and make cordage	Demonstrate a use or project with the cordage
3. Friction Fire	Demonstrate one method of primitive fire starting	Forage for materials, construct hand drill or bow drill and make fire	Make a complete Fire Kit to use and display


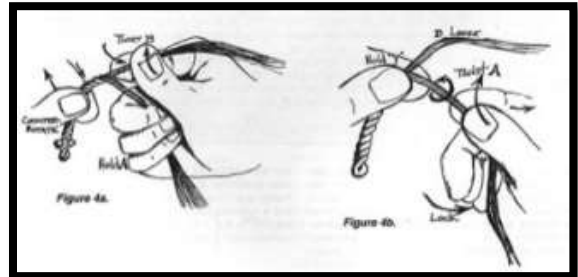
SKILL #1 CUTTING TOOL: Level I

Make a flake and discoidal blade.



SKILL #2 CORDAGE: Level I

Make a uniform 3 foot length of cordage.



SKILL #3 FRICTION FIRE: Level I

Demonstrate one method of primitive fire starting.



(Beads will be given out to new members when Level I of all three of the above Membership Requirement Skills are completed and dues are paid.)

Remember to bring your own primitive tools and materials to the Monthly Skill Meetings, if you have them. Materials for the Membership Requirement Skills are provided at each meeting for guests and new members.

Also, you are responsible to sign in at meetings and events to be included in the newsletters, etc. and note on the sign-in sheet and skills sheet each level of each skill you complete to be awarded your beads. You need to make a Personal Bead to receive the leather thong for your Skill Beads. Thanks!

SEPTEMBER 2021 S.A.L.T. SKILLS MEETING HIGHLIGHTS

Saturday, September 18, 2021
Pueblo Grande Museum

Board Members in attendance were: Charlie & Tamara Tadano, Laura Robins, Bob & Carol Sizemore, Gary Alves,

Members in attendance: Carlos Acuna, Greta Somers, Linda & Emilio Jolle

Welcome NEW Member Tom

SKILL DISPLAYS & DEMOS BY S.A.L.T. MEMBERS



The weather wasn't too bad outside in the courtyard, just a bit humid. We were done by noon.



Carol, Laura, Linda, Tamara, Bob, Carlos, Tom and a guest



Tom, guest, Greta and her daughter and Emilio

It was so good to be back at the Museum! We had a steady stream of people come through.

As always, we had a great potluck Brunch! I only remembered to take pictures after we had broken down the displays and went inside to eat...



Carol



Linda, Bob, Carlos and New Member Tom



Joyce & Gary Alves



Bob holding Gary's bow

S.A.L.T. MEMBERS OUT AND ABOUT

2021 RABBITSTICK REPORT

from Rexburg, Idaho
by Tom Wax



Rabbitstick 2021 Memorial Service:
We had a memorial Service for the ones that had passed Monday evening. It was quite a list this year beginning with Allen Prudy, Tom Robins, Albert Abril, Mors Kochanski and Nancy....(sorry can't remember her last name, Please forgive me). Maybe some of you can help me out. I hope I have mentioned everyone. They will all be missed at Rabbitstick and Wintercount.

I was asked to do the opening fire ceremony at Rabbitstick this year. What an honor it was to do the opening fire ceremony last Sunday.



I did get a chance to throw in Atlatl I.S.A.C. while at Rabbitstick. Bob Kitch ran the Atlatl I.S.A.C.

One of my classes was 7 ways to make fire without matches or a lighter. Some were primitive in nature and some were modern. Actually it turned out more than 7 ways. Here is two of those ways.

You can use a Soda or water bottle or saran wrap with clear water to make fire. Dirty water does not work and the bottle needs to have a smooth rounded edge to make it work the best. If you have crinkle designs on the bottle it can defuse the light from the sun and the light from the sun needs to be at pinpoint. The saran wrap needs to have water and twisted up into a ball. over tighten the saran wrap into a ball and it will burst. Your tinder material needs to be very fine. In class we used tree fungus which works great.



Cody Lundin, Tom Wax and Janet Snyder



Monday Morning I taught processing Agave leaves to make fibers and then making cordage with the fibers. Here is a few photos from the class.



Now, that's a STONE AXE!

SOME OF THE CLASSES OFFERED AT RABBITSTICK



Bill Olphant and his Wooden Spoon Class



David Holladay always gives great talks!



My Friend [Michael Robins](#) taught how to make tin and copper cups, kettles, etc. His workmanship is of the very best quality. I bought a traditional mountain era cup from him and have already had my morning coffee in it. Now I have something from my friend Mick and Rabbitstick 2021 for good memories. One of these days I would love taking his class, but I am usually so busy teaching my own classes.



Dinner Time is more than about eating, it is socializing with others.



2021 RABBITSTICK INSTRUCTORS



Gathering around the main fire is a social event every night. But on Mask Night, it becomes even more fun with drumming and dancing around the fire with everyone having a good time. The costumes can be great. In the past we have had Bigfoot and a space alien show up and dance around the fire. But who was that big masked red bird this year?



How do I end a week worth of events, friends and memories at Rabbitstick. We have now gone home and moved on until next year when we will gather at the rivers bend at the Henry's Fork River in Idaho. Some of us came and slept under traditional canvas in tepees, wall tents and yurts. Some came and slept in modern nylon tents and some of us came and slept in RVs and in a Gypsy wagon and glamped. We all came with a bond of friendship that warms our hearts to others. Something our country and world needs today. The ashes of the main campfire have long been extinguished, but the love in our hearts for those at Rabbitstick have not.

S.A.L.T. MEMBERS PROJECT GALLERY

TWO-SIDED DICE GAME by Mountainman Ron Moses

This is another two sided dice game replica I completed in September 2021 and is based on an article from SPT.



The six dice are made from sections of polished elk antler shed.



The twelve red scoring sticks are ash wood twigs.



The combination storage container and dice shaker is made from birch bark, cedar wood, sinew lacing, pine pitch adhesive, and deer antler for a handle.



WINTER COUNT

MARK YOUR CALENDARS FOR
FEB. 20-26, 2022

Winter Count
2119 Calle Tecolote
Santa Fe, NM 87505
Winter Count 505-570-9484 | WinterCountCamp@gmail.com
www.WinterCountCamp.com



Between the Rivers Gathering May 20th- June 4th, 2022

Ancestral Skills for Self-Sufficiency
Sponsored by Bridges to the Past 501(c)(3)

Northeastern Washington State Ancestral Skills & Self-Sufficiency Gathering

Between the Rivers Gathering is a week-long workshop for learning skills that originate in the stone-age all the way up to modern homesteading. We are an annual event located in Washington State about an hour north of Spokane. We will have a multitude of instructors offering a broad-range of classes all week long. Included will be wilderness survival skills of all kind, basic and homespun living, preparedness and skills of a practical and archeological nature.

We offer **hands-on classes in ancestral living and survival**, and we also focus on the skills of *self-sufficiency* and *sustainable living* to minimize our impact on this planet we all share. Come join our community and experience for yourself what an ancestral skills gathering is all about!

Warning: *Attending Between the Rivers Gathering may change your life!*

Other [Skills Gatherings](#)
[BtR T-Shirt](#)

Burning questions that can't wait? Contact us: patrickf@bridgestothepast.org

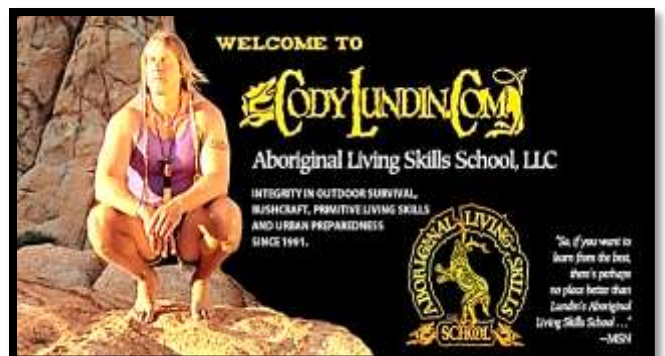
Betweentheriversgathering.com

BTR LOGO HATS ARE AVAILABLE!



Kandis Larson is making Between the Rivers Gathering Logo Hats and making them available to you! Each hat has a leather patch branded with our BTR logo that we have all grown to love, no two are alike, and have a primitive touch to them.

kandiscreated@gmail.com
509-994-0585 cell . @kandis created (Instagram)





34TH RABBITSTICK

in Rexburg, Idaho

SEPTEMBER 11 - 17, 2022

**"Rabbitstick is the Mother Church
of Primitive Technology"**

-Steve Watts, Past President of the Society of Primitive Technology

Rabbitstick Primitive Skills Gathering, held the 3rd week of September in ID, is the premier Backtracks event. Rabbitstick is the oldest of all of the modern primitive skills events and has been the model for most of the events currently running worldwide. Each year we host nearly 150 instructional and support staff who provide a camp with hands-on classes that run 9am-5pm for 5 days for about 400 registered participants. This is an unparalleled opportunity to learn skills and get to know teachers that you can trust. Visit our new website - rabbitstick.com - for complete event and registration details. Backtracks has assembled one of the largest and most complete rosters of primitive skills teachers and practitioners available anywhere. Backtracks is your source for the best instructional staff you'll find at any event. Join Us!

www.rabbitstick.com

[Register On-Line Today](#)
[Share a Ride Bulletin Board](#)
[Meet Our Staff](#)

Rabbitstick | (208) 359-2400 | backtracks905@gmail.com | societyofprimitivetech@gmail.com



Bulletin of Primitive Technology website at [-primitive.org](http://primitive.org). Order back issues, download a complete index of topics and titles, or view the entire first issue and newsletters for free. Don't miss out on this amazing collection of information. It's up and running and ready to take your orders now.

<https://www.facebook.com/Backtracks-Keeping-Traditions-Alive-213565755397099/?fref=nF>

PRESCOTT PRIMITIVE LIVING SKILLS

Prescott, Arizona

Check out Kiowa Sage on Facebook!

Hello friends! It's Kiowa Sage! I started a local meetup group to teach courses on primitive living skills, nature awareness and outdoor survival skills - all of which I've been training in for many years. All classes ranging from two hour workshops, day long classes and multiple day immersion courses. Skills and knowledge bases such as making fire with sticks, edible and medicinal plants, animal trapping and tracking, fiber arts and weaving, basic outdoor survival skills and how to do more with less in the outdoors. Right now I only have a couple classes listed until I acquire more traffic. Check out some of the listings that are available! www.meetup.com

Watch for new listings of classes that are offered, and there will be more to come!

-Kiowa Sage



Dear RMS family & friends,
~ Live What You Love ~



All classes held at Reevis Mountain School include hearty meals fresh from the homestead, class supplies, hot showers, and campsite. Camping is free, or stay in a yurpee (\$10 per night per person), single cabin (\$25 per night, sleeps 1), or double cabin (\$50 per night, sleeps 1-2+), availability permitting. We provide complimentary shuttle service from Roosevelt, AZ, or caravan in your own 4X4. Shuttle pickup is at 4 p.m., first day of class. Please see our [website](#) to enroll and to get more information

Sign up online!

www.reevismountain.org/classes

Order all your favorite Reevis Mountain Remedies online!

www.reevismountain.org/country-store



Blessings, Peter Bigfoot & the RMS Interns

“Primitive (first) skills are our shared inheritance. It is the shared thread which links us to our prehistory and binds us together as human beings.” Steve Watts

ATTENTION

S.A.L.T. Members and Associates!

Please send in pictures and articles for this newsletter! Send in information on projects you are working on, information you have found on primitive skills, pictures from trips to archaeological sites, etc.

Send it to saltskills@gmail.com



STONE AGE TECHNOLOGY FROM PRIMITIVE WAYS



ALSO, THINK ABOUT TEACHING ONE OF OUR SKILLS CLASSES WHEN WE GET BACK TO PGM!

Contact Charlie Tadano at 602-524-6910


**“Knowledge is not complete until it is passed on.”
Steve Watts**



Unfriending -- the early years



"Now this end is called the thagomizer ... after the late Thag Simmons."



S.A.L.T. STORE

T-SHIRTS & PATCHES will be available at all S.A.L.T. Skill Meetings



S.A.L.T. T-SHIRTS are available in all sizes at \$20.00 each
(Special pricing for Members)



S.A.L.T. PATCHES \$5.00 each
(Memberships receive one free)



Have a place to store and carry all of your S.A.L.T. Projects and Tools! \$15.00 each
(Special price for members)
Call Charlie for availability on Totes
602-524-6910

2021 MEMBERSHIP DUES ARE DUE !

SINGLE \$12.00 & FAMILY \$24.00
(New memberships are pro-rated throughout the year)

Please mail them to S.A.L.T. Treasurer,

TAMARA TADANO
12840 N. 45th Drive
Glendale, AZ 85304

Please make the check out to
Tamara Tadano

S.A.L.T. MEMBERSHIP ITEMS

The Tan "Fishing Shirt" Style S.A.L.T. Membership Shirts are available by pre-order. Please contact Charlie Tadano to order your Shirt at 602-524-6910

S.A.L.T. T-SHIRTS
and **S.A.L.T. PATCHES**
are still available!

There may be some Tote Bags, too.

The S.A.L.T. "Sonoran Desert, Sorting out the Weak" T-SHIRT is available to anyone interested for \$15.00 each. They will be available at most S.A.L.T. Monthly Skill Meetings and Events until they are gone. (Only a few left!)

S.A.L.T. CONTACT INFORMATION:

Website: www.saltskills.com

e-mail address: saltskills@gmail.com

For MEMBERSHIP information call Charlie Tadano at 602-524-6910 or Bob Sizemore at 520-705-9780 or e-mail saltskills@gmail.com

For EVENTS and BEAD information contact Donna Moses at 602-384-1359 or saltdonna1@gmail.com

For S.A.L.T. e-Newsletter or Website info contact Laura Robins, Editor at 623-533-0847 or e-mail saltskills@gmail.com