

**S.A.L.T. MISSION STATEMENT**  
 S.A.L.T.'s primary goal is to understand, practice and share all life skills and arts of the ancient world.  
 This is accomplished by regular Skills Meetings and informing the public through various Events.

[www.saltskills.com](http://www.saltskills.com)

[saltskills@gmail.com](mailto:saltskills@gmail.com)

Charlie Tadano, President  
 Tom Wax, Vice President  
 Laura Robins, Newsletter Editor/Webmaster

Jennifer Ahumada, Secretary  
 Tamara Tadano, Treasurer  
 Donna Moses, Events / Bead Chairperson

Volume 13, Issue 9 S.A.L.T. e-NEWSLETTER SEPTEMBER 2022

**S. A. L. T. CALENDAR**  
**NEXT S.A.L.T. SKILLS MEETING / EVENT**  
**SATURDAY, SEPTEMBER 17<sup>th</sup>**  
**10 am – 1 pm *LATER TIME!***  
**S.A.L.T. SKILL #11 CLOTHING**  
**MEDICINE BAGS with Laura Robins**  
*(Please bring a dish to share for the potluck Brunch!)*

**at PUEBLO GRANDE MUSEUM**

**UPCOMING 2022 MEETINGS & EVENTS:**

Saturday October 15<sup>th</sup> SKILLS DEMOS at PGM  
 International Archaeology Day

Saturday November 19<sup>th</sup> SKILLS MEETING at PGM  
 S.A.L.T. SKILL # TBD

Saturday December 17<sup>th</sup> SKILLS MEETING at PGM  
 S.A.L.T. SKILL #12 GOURDS – Make a gourd bowl with Ron & Donna  
**ANNUAL S.A.L.T. HOLIDAY PARTY FOLLOWS THE SKILLS MEETING**  
**AT CHARLIE & TAMARA'S HOUSE at 3 pm**

REMEMBER TO WEAR YOUR S.A.L.T. SHIRTS  
TO ALL MEETINGS AND EVENTS!

*All Members make sure Tamara has your name on the membership list for free entry into PMG!*




## PUEBLO GRANDE MUSEUM



Pueblo Grande Museum is an archaeological site once inhabited by the Hohokam culture, just east of downtown Phoenix, next to Sky Harbor International Airport. It's a National Historic Landmark and Phoenix Point of Pride accessible by the Sky Train

and the Light Rail. Part of the City of Phoenix Parks and Recreation Department since 1929, it's the largest preserved archaeological site in Phoenix.



4619 E. Washington St, Phoenix, AZ 85034 (602) 495-0901

### Check this out! THE STORY CONTINUES...

Pueblo Grande just put out an in depth "on-line exhibit" called The Story Continues. Here is the link to go to the part of the exhibit that includes SALT. Just scroll down past that guy at the Artifact Cart and past the parts about pottery. That is where the part about SALT is located. On the SALT photo you can move the arrows from side-to-side to get two separate full pictures.

<https://storymaps.arcgis.com/collections/54b9e45dee7a41c9ac2141cc67f52838?item=2>

-Peter Huegel

**"Unless there is CONTEXT,  
 it's all arts and crafts." Steve Watts**



# 34TH RABBITSTICK

in Rexburg, Idaho  
SEPTEMBER 11 - 17, 2022

**REGISTRATION IS CLOSED!**  
**Plan for next year!!! Sept. 10 – 16, 2023**

Rabbitstick Primitive Skills Gathering, held the 3rd week of September in ID, is the premier Backtracks event. Rabbitstick is the oldest of all of the modern primitive skills events and has been the model for most of the events currently running worldwide. Each year we host nearly 150 instructional and support staff who provide a camp with hands-on classes that run 9am-5pm for 5 days for about 400 registered participants. This is an unparalleled opportunity to learn skills and get to know teachers that you can trust. Visit our new website -[rabbitstick.com](http://rabbitstick.com) - for complete event and registration details.

Backtracks has assembled one of the largest and most complete rosters of primitive skills teachers and practitioners available anywhere. Backtracks is your source for the best instructional staff you'll find at any event. Join Us !

[www.rabbitstick.com](http://www.rabbitstick.com)

[Register On-Line Today](#)  
[Share a Ride Bulletin Board](#)  
[Meet Our Staff](#)

Rabbitstick | (208) 359-2400 | [backtracks905@gmail.com](mailto:backtracks905@gmail.com)  
[societvofprimitivetechnology@gmail.com](mailto:societvofprimitivetechnology@gmail.com)



Bulletin of Primitive Technology website at [primitive.org](http://primitive.org). Order back issues, download a complete index of topics and titles, or view the entire first issue and newsletters for free. Don't miss out on this amazing collection of information. It's up and running and ready to take your orders now.

<https://www.facebook.com/Backtracks-Keeping-Traditions-Alive-213565755397099/?fref=nF>

“Primitive (first) skills are our shared inheritance. It is the shared thread which links us to our prehistory and binds us together as human beings.” Steve Watts

## DON'T MISS ALONE FROZEN airing now on the HISTORY CHANNEL!



You may recognize Rabbitstick and Winter Count Instructors Callie Russel and Woniya Thibeault at it again!



Callie



Woniya

In *Alone: Frozen* six of *Alone's* strongest participants from past seasons return to put their survival skills to the test for a second time. Dropped off on the frigid North Atlantic Coast of Labrador, Canada just as winter is setting in, and battling howling winds, constant rain, and North America's most fierce cold-weather predators, survivalists will set out to last fifty days in a location with the densest population of Polar Bears in Canada and face extreme conditions worse than any previous season of *Alone*. With just a few supplies and their previous experiences to learn from, the survivalists who go the distance will win their share of the \$500,000 cash prize.

Returning survivalists of *Alone: Frozen* include fan favorites **Greg Ovens** (season three), **Woniya Thibeault** (season six), **Callie Russell** (season seven), **Mark D'Ambrosio** (season seven), **Amos Rodriguez** (season seven) and **Michelle Finn** (season eight).

All Primitive Skills Conferences are filling up fast!

**Registration for Winter Count starts at the beginning of November... watch for updates!**



## WINTER COUNT

MARK YOUR CALENDARS FOR

**FEB. 19-25, 2023**

Winter Count 505-570-9484 [WinterCountCamp@gmail.com](mailto:WinterCountCamp@gmail.com)  
[www.WinterCountCamp.com](http://www.WinterCountCamp.com)



**LEVEL I of SKILLS 1, 2 and 3  
INSTRUCTION PROVIDED AT EVERY SKILL  
MEETING DEPENDING ON THE WEATHER...**

**DON'T MISS THE SEPTEMBER 2022  
S.A.L.T. SKILLS MEETING!**  
Saturday, September 17<sup>th</sup> 10 am - 1 pm



SKILL	Apprentice Level I	Apprentice Level II	Apprentice Level III
1. Cutting Tool	Make a flake and Discoidal Blade	Make flakes from three different rocks and refine the tools	Demonstrate a use or project with the tool
2. Cordage	Make a uniform 3 foot length of cordage	Process three different fibers and make cordage	Demonstrate a use or project with the cordage
3. Friction Fire	Demonstrate one method of primitive fire starting	Forage for materials, construct hand drill or bow drill and make fire	Make a complete Fire Kit to use and display


**SKILL #11 CLOTHING**  
Medicine Bags with Laura Robins

SKILL	Apprentice Level I	Apprentice Level II	Apprentice Level III
11. Clothing / Sandals	Make a piece of clothing out of buckskin	Make a pair of sandals out of natural materials (yucca)	Make a full set of clothes and shoes

**SKILL #1 CUTTING TOOL: Level I**  
Make a flake and discoidal blade.



**SKILL #2 CORDAGE: Level I**  
Make a uniform 3 foot length of cordage.



**SKILL #3 FRICTION FIRE: Level I**  
Demonstrate one method of primitive fire starting.



(Beads will be given out to new members when Level I of all three of the above Membership Requirement Skills are completed and dues are paid.)

**Remember to bring your own primitive tools and materials to the Monthly Skill Meetings, if you have them. Materials for the Membership Requirement Skills are provided at each meeting for guests and new members.**

Also, you are responsible to sign in at meetings and events to be included in the newsletters, etc. and note on the sign-in sheet each level of each skill you complete to be awarded your beads. You need to make a Personal Bead to receive the leather thong for your Skill Beads. Thanks!



# AUGUST 2022 S.A.L.T. SKILLS MEETING HIGHLIGHTS

Saturday, August 20, 2022

## SKILL #15 EDIBLE PLANTS CORN HUSK DOLLS with Peter Huegel

SKILL	Apprentice Level I	Apprentice Level II	Apprentice Level III
15. Edible Plants	Research 12 plants and fieldtrip to Botanical Gardens or Boyce Thompson Arboretum	Research 12 more plants and fieldtrip to Reevis Ranch or take Winter Count class	Demonstrate processing and storage of 24 plants



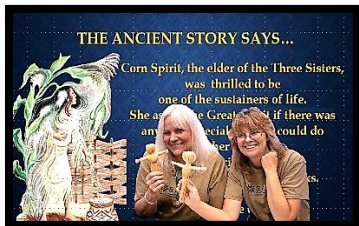
The SALT Skills meeting on Saturday at Pueblo Grande Museum for me was GREAT for a lot of reasons. I hope some of the folks who attended liked it also.



It was special for me because my wife, son, daughter-in-law, daughter, son-in-law, and both grandkids attended. It was like a family reunion inside of a SALT Skills meeting. I loved it.



I was the presenter and did a 40-minute PowerPoint presentation on Cornhusk dolls, their origins, and the importance of the people who have made them for over 1,000 years. The presentation went into the history of corn being one of the "Three Sisters" (corn, beans, squash) of Naïve American agriculture.



I talked about one group of tribes that are very important to the idea of "The Three Sister". It is believed that the name comes from them. Those tribes, as a group, came together as the Iroquois Confederacy in about 1451. We got things like the name "Three Sisters" from them as well as the expression of "bury the hatchet"

when you cease fighting one another. More importantly they also helped us win our independence from the British during the Revolution, were responsible for some of the design elements on our National Emblem, and their ancient laws influence some of the laws that are in our U.S. Constitution.



Some of the presentation dealt with legends from the tribes about why they do not to this day put faces on their cornhusk dolls. How they constructed their dwellings; called "Longhouses" which could be 20 feet high and up to 200 feet long with many families living in one dwelling. I also threw in some connection with "Wampum" and "Wampum Belts".

The group of warring tribes that came together in 1451 as the Iroquois Confederacy were the Seneca, Cayuga, Onondaga, Oneida, and Mohawk. The territory they occupied was what we currently call the State of New York.




After the PowerPoint presentation I taught the folks attending how to make a traditional cornhusk doll. I had prepared bunches of cornhusks in different sizes for them to use and had pre-cut the strings they would need – 12 for each doll. I had also made necklaces out of turquoise stone – yes real – for them to put on their traditional cornhusk dolls. Some of the necklaces even had a miniature "bear claw". I had taken stone beads from an old necklace and shaped them on my bench grinder to look like a bear claw.



Most people did a really good job on making their cornhusk doll. There were some funny moments. When my daughter-in-law was folding up the cornhusks to create the legs on her doll there was this one piece of cornhusk that just didn't go into place with the rest to be a part of either the right leg or the left leg. It just hung right there in the middle between the legs! The when we had to scrunch up a piece of cornhusk to fill in the chest cavity and give it some dimension one of the ladies in the group decided to make hers look like, shall we say Dolly Parton.


After our craft session we always provide a Pot Luck lunch with lots of good food. We had a Three Sisters theme for this one and most dishes were made with either corn, beans, squash or a combination of those ingredients. I took a "Three Sisters Salsa" and corn chips. Not to brag but the folks there scraped the bowl clean. OK, so that WAS bragging. But my daughter brought a dish that also was completely gone by the end of the lunch. It was an Artichoke and Spinach dip. GOOD STUFF! There was also pumpkin pie, and pumpkin flavored corn chips and corn bread.... -Peter



Peter added some amazing backgrounds to some photos!



Thank you, Peter, for another GREAT CLASS!



# S.A.L.T. MEMBERS OUT AND ABOUT

## RUINS at Two Guns, AZ

By Steven Hall

Two Guns and the "Apache Death Cave" along Canyon Diablo. This is a very well known roadside attraction along i40 and old Rout 66. If you are not familiar, look it up. Two guns over the years has been a trading post, a zoo, a KOA and a gas station, all of which have been abandoned. Leaving nothing but ruins and stories to be past along.

The story of the Apache Death Cave tells of a Navajo encampment being raided by a group of Apache in the late 1800's, killing all except three young girls who were kidnapped. Hearing of this horrific news, the Navajo sent scouts to look for the Apache raiders. After tracking them for a while the trail goes cold and the Apache seemed to have disappeared into thin air. Then the Navajo scouts feel a updraft of warm air coming from beneath them. They come to the realization that the Apache are hold up in a cave with a small fire going. The Navajo supposedly shoot and burn alive all 40+ Apache in the cave. However, many people believe this story to be entirely made up, or at least highly exaggerated by one man for tourists amusement. Either way this place adds an extra layer to the History of Arizona and is worth a visit.



# S.A.L.T. MEMBERS PROJECT GALLERY

## RE-PURPOSING FOR BOW DRILL SOCKETS by Tom Wax

I came up with this idea of repurposing two Ironwood carvings that were made in Mexico. A couple of the Turtles leg carvings were broken off and these made nice Bow Drill Sockets that fit comfortably in the hand. Watch the video how well they worked.



## FALL CAMP October 6 – 9, 2022 Registration is closed...

We are excited to announce that we will be camping this Fall at the Bridges to the Past Campus in Valley, Washington, about 45 miles north of Spokane. Fall Camp will feature instruction in subjects that are appropriate for the season, and for the coming winter that will include food preservation and ethical harvesting, hide collection, tanning and storage, fire making methods and use, basic outdoor cooking, whole animal processing, working with bones, lithics, fibers, metal, wood and feathers, ancestral tools and weaponry, shelters, and more.

Tickets for students will go on sale August 1st! Keep an eye on the website for details and updates.

Instructors: it's not too early to confirm with me that you are planning to attend and teach. See you when the weather cools!



**Ancestral Skills for Self-Sufficiency**  
**Sponsored by Bridges to the Past 501(c)(3)**  
**Northeastern Washington State Ancestral Skills & Self-Sufficiency Gathering**

Other [Skills Gatherings](#)  
[BtR T-Shirt](#)

Burning questions that can't wait? Contact us: [patrickf@bridgestothepast.org](mailto:patrickf@bridgestothepast.org)

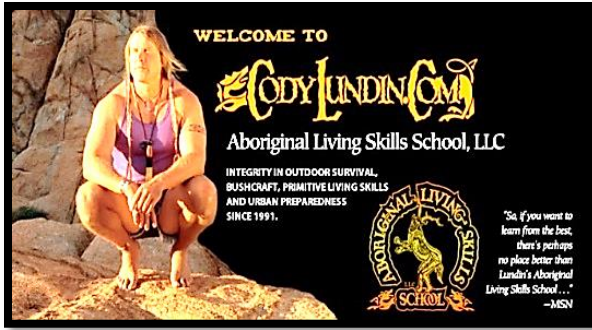
[BetweentheRiversGathering.com](http://BetweentheRiversGathering.com)

## BTR LOGO HATS ARE AVAILABLE!



Kandis Larson is making Between the Rivers Gathering Logo Hats and making them available to you! Each hat has a leather patch branded with our BTR logo that we have all grown to love, no two are alike, and have a primitive touch to them.

[kandiscreated@gmail.com](mailto:kandiscreated@gmail.com)  
509-994-0585 cell . [@kandis created](#) (Instagram)




## PRESCOTT PRIMITIVE LIVING SKILLS Prescott, Arizona

Check out Kiowa Sage on Facebook!

Hello friends! It's Kiowa Sage! I started a local meetup group to teach courses on primitive living skills, nature awareness and outdoor survival skills - all of which I've been training in for many years. All classes ranging from two hour workshops, day long classes and multiple day immersion courses. Skills and knowledge bases such as making fire with sticks, edible and medicinal plants, animal trapping and tracking, fiber arts and weaving, basic outdoor survival skills and how to do more with less in the outdoors. Right now I only have a couple classes listed until I acquire more traffic. Check out some of the listings that are available! [www.meetup.com](http://www.meetup.com)

Watch for new listings of classes that are offered, and there will be more to come!  
-Kiowa Sage



### Visit the Primitive Lifeways Store!

The Primitive Lifeways store is up and running. This month we are featuring new merchandise including beautifully crafted prehistoric replica pottery and jewelry. We are still selling stickers for less than a cup of coffee at Starbucks. By purchasing our new merchandise, you are helping us

educate the public on archaeological preservation and the sharing of free information.

[Click Here](#) to visit our store.  
Jeff Martin

[Jeff@primitivelifeways.com](mailto:Jeff@primitivelifeways.com)

### Wild Clay ✨

This clay is dug from the foothills of the Mingus Mountains near Prescott. Traditional ceramics are an ongoing cycle of work. As one batch of clay is being used to make pottery, more is being prepared and stored for future use. This is advantageous as each batch of clay is given time to age or 'ferment' to improve its plasticity and workability.

Wild clay is a representation of the land it came from, each possessing it's own unique qualities. Being able to create from this material is a real blessing.



## NEED YOUR HELP!

Jax's Project has been growing by leaps and bounds! He has had the opportunity to touch the lives of 185 Veterans who are transitioning from homeless to healing. If you would like to help, put bags together, supply items, or donate money for supplies, you can partner with Jax in honoring these Veterans. Please call Tamara if you can help at 602-920-8228.

The website is: [www.americanveteransranch.org](http://www.americanveteransranch.org)



Jax and the Veterans



Dear RMS family & friends,  
~ Live What You Love ~



All classes held at Reevis Mountain School include hearty meals fresh from the homestead, class supplies, hot showers, and campsite. Camping is free, or stay in a yurpee (\$10 per night per person), single cabin (\$25 per night, sleeps 1), or double cabin (\$50 per night, sleeps 1-2+), availability permitting. We provide complimentary shuttle service from Roosevelt, AZ, or caravan in your own 4X4. Shuttle pickup is at 4 p.m., first day of class. Please see our [website](#) to enroll and to get more information

Sign up online!

[www.reevismountain.org/classes](http://www.reevismountain.org/classes)

Order all your favorite Reevis Mountain Remedies online!

[www.reevismountain.org/country-store](http://www.reevismountain.org/country-store)

Blessings, Peter Bigfoot & the RMS Interns



## ATTENTION

S.A.L.T. Members and Associates!

Please send in pictures and articles for this newsletter! Send in information on projects you are working on, information you have found on primitive skills, pictures from trips to archaeological sites, etc.

Send it to [saltskills@gmail.com](mailto:saltskills@gmail.com)




STONE AGE TECHNOLOGY FROM PRIMITIVE WAYS

ALSO, THINK ABOUT TEACHING ONE OF OUR SKILLS CLASSES WHEN WE GET BACK TO PGM!

Contact Charlie Tadano at 602-524-6910

**"Knowledge is not complete  
until it is passed on."  
Steve Watts**



## 2022 MEMBERSHIP DUES ARE DUE !

**SINGLE \$12.00 & FAMILY \$24.00**  
(New memberships are  
pro-rated throughout the year)

Please mail them to S.A.L.T. Treasurer,

**TAMARA TADANO**  
12840 N. 45<sup>th</sup> Drive  
Glendale, AZ 85304

Please make the check out to  
**Tamara Tadano**

## S.A.L.T. MEMBERSHIP ITEMS

The Tan "Fishing Shirt" Style S.A.L.T. Membership Shirts are available by pre-order. Please contact Charlie Tadano to order your Shirt at 602-524-6910

## S.A.L.T. T-SHIRTS



**and S.A.L.T. PATCHES  
are still available!**

S.A.L.T. T-Shirts in all sizes \$20.00 (Special pricing for members) S.A.L.T. PATCHES \$5.00 each (Memberships receive one free)

## S.A.L.T. CONTACT INFORMATION:

Website: [www.saltskills.com](http://www.saltskills.com)

e-mail address: [saltskills@gmail.com](mailto:saltskills@gmail.com)

For MEMBERSHIP information call Charlie Tadano at 602-524-6910 or Bob Sizemore at 520-705-9780 or e-mail [saltskills@gmail.com](mailto:saltskills@gmail.com)

For EVENTS and BEAD information contact Donna Moses at 602-384-1359 or [saltdonna1@gmail.com](mailto:saltdonna1@gmail.com)

For S.A.L.T. e-Newsletter or Website info contact Laura Robins, Editor at 623-533-0847 or e-mail [saltskills@gmail.com](mailto:saltskills@gmail.com)