

STUDY of ANCIENT LIFEWAYS and TECHNOLOGIES

### S.A.L.T. MISSION STATEMENT

S.A.L.T.'s primary goal is to understand, practice and share all life skills and arts of the ancient world. This is accomplished by regular Skills Meetings and informing the public through various Events.



[www.saltskills.com](http://www.saltskills.com)

[saltskills@gmail.com](mailto:saltskills@gmail.com)

Charlie Tadano, President

Ron Moses, Vice President

Jennifer Ahumada, Secretary

Tamara Tadano, Treasurer

Laura Robins, Newsletter Editor / Webmaster

Donna Moses, Events / Bead Chairperson

Volume 16, Issue 3

S.A.L.T. e-NEWSLETTER

MARCH 2025

## S.A.L.T. CALENDAR

NEXT S.A.L.T. SKILLS MEETING

**SATURDAY, MARCH 15<sup>th</sup>**

10 am – 2 pm

at S'EDAV VA'AKI MUSEUM

S.A.L.T. FLINT KNAPPERS / DRUMMING CIRCLE 9am

**S.A.L.T. SKILL #13 POTTERY**

Ancestral Puebloan Mug Building  
with Bill Warner

### UPCOMING MEETINGS & EVENTS

MARCH IS ARCHAEOLOGY MONTH:

SVM ANCIENT TECH DAY, SATURDAY, MARCH 8<sup>th</sup> 9 am – 3 pm  
S.A.L.T. Displays & Demos & Atlatl

Saturday, April 19<sup>th</sup> SKILLS MEETING at SVM  
S.A.L.T. SKILL #20 BOWS & ARROWS – Primitive Arrow Making with Charlie  
And TRADE BLANKET with Justin Sowden

**SVM IS CLOSED FROM MAY 17<sup>th</sup> through AUGUST for renovations.**  
We will be back at SVM on September 20<sup>th</sup>

Saturday, May 17<sup>th</sup> SKILLS MEETING at the Tadano House  
12840 North 45<sup>th</sup> Drive, Glendale, AZ 85304

S.A.L.T. SKILL #24 DECORATION – Pecten Shell Pendants with Charlie  
S.A.L.T. Quarterly Board Meeting after Skills Class

REMEMBER TO WEAR YOUR S.A.L.T. SHIRTS  
TO ALL MEETINGS AND EVENTS!

*All Members make sure Tamara has your name  
on the membership list for free entry into SVM!*

“SENDING THE PAST INTO THE FUTURE”



### S'EDAV VA'AKI MUSEUM

in English it is “Central Platform Mound.”  
Pronounced: SUE DOVE VE AWKEY



S'EDAV VA'AKI Museum (Pueblo Grande Museum) is an archaeological site once inhabited by the Hohokam culture, just east of downtown Phoenix, next to Sky Harbor International Airport. It's a National Historic

Landmark and Phoenix Point of Pride accessible by the Sky Train and the Light Rail. Part of the City of Phoenix Parks and Recreation Department since 1929, it's the largest preserved archaeological site in Phoenix.

4619 E. Washington St, Phoenix, AZ 85034 (602) 495-0901

### ANCIENT TECH DAY at S'EDAV VA'AKI MUSEUM

Saturday, March 8, 2025, 9am - 3pm



“Unless there is **CONTEXT**,  
it's all arts and crafts.” Steve Watts




**Attention all SALT Members and prospective members!**

**ANCIENT TECH DAY  
at S'EDAV VA'AKI MUSEUM!  
Saturday, March 8, 2025, 9am - 3pm  
Set up is at 8 am**

S.A.L.T. will be participating in S'EDAV VA'AKI Museum's Ancient Technology Day as we have been doing for many years. Please make every attempt you can to help us with the Atlatl Range and Skills Demos.

+ Museum Store Opening Hours +

Tuesday - Saturday 9:00AM - 4:00PM  
Sunday & Monday Closed  
\*store hours are subject to change\*  
store@svmfoundation.org 602-534-2430



We need many hands to man the Atlatl Range as it is always a very popular activity. Mark the day on your calendar and make plans to be there. Call Charlie Tadano at 602-524-6910 or Bob Sizemore at 520-705-9780 to sign up to help. Thank you!

www.saltskills.com

**WOULD YOU LIKE TO LEARN ANCIENT SKILLS?**  
Everyone is welcome to join our S.A.L.T. SKILLS MEETINGS  
at S'EDAV VA'AKI MUSEUM from 10:00 am - 2:00 pm  
on the third Saturday of every month for free instruction of ancient skills!


*"You are here today because YOUR ancestors knew these things."*

Because the world is asking you to remember...  
...some part of you already knows these skills

**The 2025  
Buckskin  
Revolution  
Online  
Gathering**  
March 10 - April 7 2025

Re-learn how to be deeply human  
[www.buckskinrevolution.com](http://www.buckskinrevolution.com)





**LEVEL I of SKILLS 1, 2 and 3  
INSTRUCTION PROVIDED AT EVERY SKILL  
MEETING DEPENDING ON THE WEATHER...**

SKILL	Apprentice Level I	Apprentice Level II	Apprentice Level III
1. Cutting Tool	Make a flake and Discoidal Blade	Make flakes from three different rocks and refine the tools	Demonstrate a use or project with the tool
2. Cordage	Make a uniform 3 foot length of cordage	Process three different fibers and make cordage	Demonstrate a use or project with the cordage
3. Friction Fire	Demonstrate one method of primitive fire starting	Forage for materials, construct hand drill or bow drill and make fire	Make a complete Fire Kit to use and display

**DON'T MISS THE MARCH 2025  
S.A.L.T. SKILLS MEETING**  
Saturday, March 15<sup>th</sup> 10 am - 2 pm  
(Remember to bring something for the Potluck Brunch!)

**S.A.L.T. FLINT KNAPPERS and the S.A.L.T. DRUMMING CIRCLE will meet at 9 am**

**S.A.L.T. SKILL #13 POTTERY -  
Ancestral Puebloan Mug Building  
with Bill Warner**

**SKILL #1 CUTTING TOOL: Level I**  
*Make a flake and discoidal blade.*



**SKILL #2 CORDAGE: Level I**  
*Make a uniform 3-foot length of cordage.*



**SKILL #3 FRICTION FIRE: Level I**  
*Demonstrate one method of primitive fire starting.*



(Beads will be given out to new members when Level I of all three of the above Membership Requirement Skills are completed, and dues are paid.)

**Remember to bring your own primitive tools and materials to the Monthly Skill Meetings, if you have them. Materials for the Membership Requirement Skills are provided at each meeting for guests and new members.**

Also, you are responsible to sign in at meetings and events to be included in the newsletters, etc. and note on the sign-in sheet each level of each skill you complete to be awarded your beads. You need to make a Personal Bead to receive the leather thong for your Skill Beads. Thanks!

SKILL	Apprentice Level I	Apprentice Level II	Apprentice Level III
13. Pottery	Take a class and make a simple piece such as a bowl	Take a class and make an item of choice	Find clay in nature and make an item of choice on your own

Here are a couple pics of my pre-fired/painted greenware (paint is brown, turns black if all works out in firing), as well as one of mine (with the dish) post-firing, then some single mug pictures of real ones from Edge of Cedars Museum in Blanding, UT. - Bill



# FEBRUARY 2025 S.A.L.T. SKILLS MEETING HIGHLIGHTS

Saturday, February 15, 2025

**Board Members in attendance:** Charlie & Tamara Tadano, Laura Robins, Jennifer Ahumada, Peter Huegel, and Gary Alves

**Members in attendance:** Luis & Noah Ahumada, Bill Warner, Linda Jolle, Billy & Reena Nickel, Travis Slusser, Dulce Shimkus, John Lavra, Donald Raker, Carol Schroeter, Christina Tatalovich, and Brian Calaway

**Guests:** Ernie Verrue

## S.A.L.T. FLINT KNAPPERS & DRUMMERS MEET BEFORE OUR SKILLS CLASS at 9:00 am

SKILL	Apprentice Level I	Apprentice Level II	Apprentice Level III
5. Flint Knapping	Demonstrate Core Reduction by Percussion	Use Percussion to produce Bi face Preform	Make primitive tools such as Southwestern Points




SKILL	Apprentice Level I	Apprentice Level II	Apprentice Level III
25. Musical Instruments / Games	Take a class and make an instrument or game	Make and learn how to play 1 instrument and 1 game on your own	Demonstrate and display 3 instruments and 3 games



## S.A.L.T. SKILL #24 - DECORATION Argillite Jewelry with Charlie & Tamara


SKILL	Apprentice Level I	Apprentice Level II	Apprentice Level III
24. Decoration - Pigments, etc.	Make a personal S.A.L.T. Bead	Research 6 different kinds of decoration such as pigments, etc.	Display 3 different items that were decorated by you



President Charlie Tadano opened the meeting







Gary



Peter



Some of the beautiful Argillite Pendants!



Don brought his awesome Weaving Display. Great information! He uses boxes and various frames for weaving.



Thank you to everyone who brought delicious food!



# S.A.L.T. MEMBERS OUT AND ABOUT

S.A.L.T. FIELDTRIP TO WINTER COUNT  
at the Boulders East of Florence, AZ 2/17/25  
by Peter Huegel



Winter Count Check-in Tent



Reena

As promised, here are some photos I took on Monday at Winter Count. Many ancient lifeways being taught by people from all over the country. S.A.L.T. members were there teaching how to make soap, build a fire without matches or lighters, and how to make a "Rabbit stick" for hunting rabbits.



Soapy Sue Jeffay



Friction Fire with Tom Wax



Reena got fire!



Making Rabbitsticks with Ron Moses



Rocky



Mask Making Class for Mask Night with Ron Moses

Others were teaching how to butcher a ram, tan the hide of an animal to make leather, how to make moccasins from that leather, how to make baskets from plant branches, how to turn a stone into a knife blade or arrowhead, how to make hats from hair...



Butchering a Ram

Bowl Burning



Making Moccasins



Brain Tanning



Basket Making



And I got to enjoy the scenery while walking out to revisit my friend the giant stone bear that overlooks the goings on at the Boulders, as well as spend some time at the ancient sacred food grinding stone. It was a VERY GOOD day. - Peter



Bear Rock



Metate Rock



The ponds were dry this year





# S.A.L.T. MEMBERS PROJECT / INFO GALLERY

## BONE BLADED KNIFE by Ron Moses



I recently completed this example of a bone bladed knife and yucca stalk sheath. The knife is 19cm length (7.5in). Blade is shaped from a blank split from an American Bison leg bone and is hafted into an ash handle with pine pitch adhesive and sinew binding. Sheath was shaped

from a yucca flower stalk that was split, inleted, and reassembled with pine pitch and sinew.

[#wanderingwithmoses](#)

## AN OBSIDIAN BOULDER by Luis Ahumada



Oh S-Knapp! (Couldn't resist) It's already March! That's hard to believe. February came and went, and it marked an interesting milestone for me. This last month was the 2-year anniversary of my beginnings in flint knapping. (Huge shoutout to Bob Sizemore for running that intro to knapping class and suggesting our monthly knapping circles every SALT meeting. Much love and many prayers your way, sir!) Anyways! I've been thinking about doing something crazy with my Christmas present from the Wax family. No, I'm not

referring to the gold-sheen obsidian that many of you have now seen (though I will continue to play with that). Tom and Diane also gave me an additional block of obsidian which weighs in at a ridiculous 28.4 lbs.! Between my own intrusive thoughts and a conversation I had with a friend concerning how much waste is made in the process of creating any given stone tool, I decided to go on a journey with this small boulder. I'm going to knap as many points as I can (large or small) and keep track of the loss in weight from the original rock to the finished pieces.

Yes, my sanity is questionable! I expect this project to take months if not years to properly complete (given the necessity to work for a living). I will update everyone as frequently as I can, but please don't be a pest! Remember, I will be in possession of MANY sharp objects. - Luis


## FISHING HAND LINE SET by Ron Moses




Fishing hand line set: The hook is made from a split and shaped deer foot bone, using a method originally taught to me by Thomas Robins. The winder is carved from Desert Fern wood and has about 15 meters (50 feet) of 3 ply twisted flax fiber cordage and a shell added for weight. Flax makes an excellent natural cordage for fish line as it is a fiber that becomes stronger when wet. The dry flax line tests out to about 9 kilograms (20 pounds) breaking strength.

[#wanderingwithmoses](#)

"Knowledge is not complete  
until it is passed on." Steve Watts



Our dear friend David Holladay with Linda & Laura, and Bob, & Carol



David & Billy


Robin and Dulce

Woniya



Bob, Laura, Josh and Carol

Laura, Kirsten, Charlie & Tamara



Laura and Katie

Bob and Ron



Bill Oliphant & Ernie

Billy & Reena



Peter

Charlie

# 《 》 BETWEEN THE RIVERS GATHERING 《 》

**May 26<sup>th</sup> – 31<sup>st</sup>, 2025**

Registration opens April 1<sup>st</sup> for returning students and April 7<sup>th</sup> for first timers.



Email Mullein HERE with any further questions

Between the Rivers Gathering is a week-long educational workshop for learning skills that originated in the stone-age all the way up to modern homesteading. We are an annual event located in Washington State about an hour north of Spokane. We will have a multitude of instructors offering a broad-range of classes all week long. Included will be wilderness survival skills of all kind, basic and homespun living, preparedness and skills of a practical and archeological nature.

**We offer hands-on classes in ancestral living and survival, and we also focus on the skills of self-sufficiency and sustainable living to minimize our impact on this planet we all share. Come join our community and experience for yourself what an ancestral skills gathering is all about!**

**Ancestral Skills for Self-Sufficiency**  
Sponsored by Bridges to the Past 5011(3)  
Northeastern Washington State Ancestral Skills & Self-Sufficiency Gathering

Other [Skills Gatherings](#)  
[BTR T-Shirt](#)

Burning questions that can't wait? Contact us: [patrickf@bridgestothepast.org](mailto:patrickf@bridgestothepast.org)

[betweentheriversgathering.com](http://betweentheriversgathering.com)

Hi folks, I'll be renting furnished and unfurnished Yurts and Bell tents again this year. Included is a community Kitchen yurt or shade cloud to store your cooler and will also include cooking tables, stoves & pans etc.

See between the river's website for more info.

Prices for the whole week are \$300 unfurnished, \$400 furnished. Call or email [CampingYurts.com](http://CampingYurts.com)

### BTR LOGO HATS ARE AVAILABLE!

Kandis Larson is making Between the Rivers Gathering Logo Hats and making them available to you! Each hat has a leather patch branded with our BTR logo that we have all grown to love, no two are alike, and have a primitive touch to them.

[kandiscreated@gmail.com](mailto:kandiscreated@gmail.com)

509-994-0585 cell . @kandis created (Instagram)



## 37<sup>TH</sup> RABBITSTICK

in Rexburg, Idaho

**SEPTEMBER 14 – 20, 2025**

Rabbitstick Primitive Skills Gathering, held the 3<sup>rd</sup> week of September in ID, is the premier Backtracks event. Rabbitstick is the oldest of all of the modern primitive skills events and has been the model for most of the events currently running worldwide. Each year we host nearly 150 instructional and support staff who provide a camp with hands-on classes that run 9am-5pm for 5 days for about 400 registered participants. This is an unparalleled opportunity to learn skills and get to know teachers that you can trust. Visit our new website [-rabbitstick.com](http://-rabbitstick.com) – for complete event and registration details.

Backtracks has assembled one of the largest and most complete rosters of primitive skills teachers and practitioners available anywhere. Backtracks is your source for the best instructional staff you'll find at any event. **Join us next year!**

[www.rabbitstick.com](http://www.rabbitstick.com)

[Register On-Line Today](#)  
[Share a Ride Bulletin Board](#)  
[Meet Our Staff](#)

Rabbitstick | (208) 359-2400 | [backtracks905@gmail.com](mailto:backtracks905@gmail.com) | [societyofprimitivetech@gmail.com](mailto:societyofprimitivetech@gmail.com)



Bulletin of Primitive Technology website at [-primitive.org](http://-primitive.org). Order back issues, download a complete index of topics and titles, or view the entire first issue and newsletters for free. Don't miss out on this amazing collection of information. It's up and running and ready to take your orders now.

<https://www.facebook.com/Backtracks-Keeping-Traditions-Alive-213565755397099/?fref=Nf>





## FALL CAMP for ANCESTRAL SKILLS October 9 - 12, 2025

Instructors:

Please check in with Patrick if you would like to teach.

[Email Patrick HERE](#)

[Fall Camp Website](#)



## WINTER COUNT

MARK YOUR CALENDARS FOR

**FEBRUARY 15-21, 2026**

**REGISTRATION WILL OPEN NOVEMBER 1, 2025**

Winter Count, (started 1995), is part of a family of gatherings that strive to reconnect people with old ways of making fire, tanning hides, forming metal, weaving baskets, hunting, gathering and much more. We teach ancestral skills that were essential to the survival and well-being of all cultures, no matter what continent your ancestors came from. Through the understanding and mastery of these skills, people find that they can connect not only to a simpler way of living life but also to the roots of their heritage and to a pathway to interact more deeply with the natural world.

We provide a camp with some of the best instructors in their fields, teaching what they have learned through experience, experimentation and through source materials. Some of the instructors have spent many years perfecting their crafts. Some have managed archeological sites while others have lived deeply among the wild places, hunting, raising their own food and making their own clothing and tools from the most basic elements. We are a diverse group of people from many experiences, opinions, and family backgrounds, who come together to share what it is that makes us excited about life.

Winter Count is a drug, alcohol, and firearm free event.

Winter Count 505-570-9484

369 Montezuma Avenue, #326, Santa Fe, NM 87501

[WinterCountCamp@gmail.com](mailto:WinterCountCamp@gmail.com)

[www.WinterCountCamp.com](http://www.WinterCountCamp.com)

## PRESCOTT PRIMITIVE LIVING SKILLS

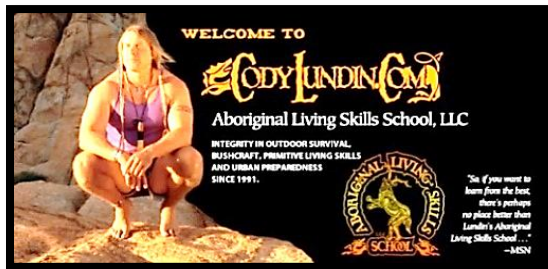
### Prescott, Arizona

Check out Kiowa Sage on Facebook!

Hello friends! It's Kiowa Sage! I started a local meetup group to teach courses on primitive living skills, nature awareness and outdoor survival skills - all of which I've been training in for many years. All classes ranging from two hour workshops, day long classes and multiple day immersion courses. Skills and knowledge bases such as making fire with sticks, edible and medicinal plants, animal trapping and tracking, fiber arts and weaving, basic outdoor survival skills and how to do more with less in the outdoors. Right now I only have a couple classes listed until I acquire more traffic. Check out some of the listings that are available! [www.meetup.com](http://www.meetup.com)

Watch for new listings of classes that are offered, and there will be more to come!  
-Kiowa Sage

## THE MORE YOU KNOW, THE LESS YOU NEED



[www.codylundin.com](http://www.codylundin.com) [abodude@codylundin.com](mailto:abodude@codylundin.com)

## Earth Knack Courses, Classes, and Programs



Independent Living Skills ... More Important Now Than Ever! Hands-On, In-Person Instruction ... More Important Now Than Ever! Lighthearted Positive Teachings ... More Important Now Than Ever!

Top Quality Instruction ... Our Specialty Since 1990!  
Robin Blankenship, Founder, Owner and Instructor of Earth Knack School Author: [How To Play In The](#)

[Woods](#) (Gibbs Smith, Publisher 2016)

[Earth Knack: Stone Age Skills for the 21st Century](#) (Peregrine Books - Gibbs Smith 1996)

P.O.#508 Crestone Colorado 81131

719 256 4909

[earthknackschool@gmail.com](mailto:earthknackschool@gmail.com)

<http://www.earthknack.com/>



Dear RMS family & friends,  
~ Live What You Love ~

All classes held at Reevis Mountain School include hearty meals fresh from the homestead, class supplies, hot showers, and campsite. Camping is free, or stay in a yurpee (\$10 per night per person), single cabin (\$25 per night, sleeps 1), or double cabin (\$50 per night, sleeps 1-2+), availability permitting. We provide complimentary shuttle service from Roosevelt, AZ, or caravan in your own 4X4. Shuttle pickup is at 4 p.m., first day of class.


Please see our [website](#) to enroll and to get more information  
Sign up online!

[www.reevismountain.org/classes](http://www.reevismountain.org/classes)

Order all your favorite Reevis Mountain Remedies online!

[www.reevismountain.org/country-store](http://www.reevismountain.org/country-store)

Blessings, Peter Bigfoot & the RMS Interns



## Visit the Primitive Lifeways Store!

The Primitive Lifeways store is up and running. This month we are featuring new merchandise including beautifully crafted prehistoric replica pottery and jewelry. We are still selling stickers for less than a cup of coffee at Starbucks. By purchasing our new merchandise, you are helping us educate the public on archaeological preservation and the

sharing of free information.

[Click Here](#) to visit our store.

Jeff Martin

[Jeff@primitivelifeways.com](mailto:Jeff@primitivelifeways.com)


## Volunteers Needed for City of Phoenix Park Steward Program




The City of Phoenix Park Steward Program is looking for volunteers to help maintain, clean, and preserve our trails. Help make a difference in your community!

Visit [volunteer.phoenix.gov](http://volunteer.phoenix.gov) to apply or reach out to 602-495-5458 for more information on how to get involved!





**2025 MEMBERSHIP DUES  
ARE NOW DUE!**  
**SINGLE \$20.00 or FAMILY \$40.00**  
 Please pay at a Skills Meeting or mail them to  
 S.A.L.T. Treasurer,  
**TAMARA TADANO**  
 12840 N. 45<sup>th</sup> Drive, Glendale, AZ 85304  
 Please make the check out to Tamara Tadano  
**Or Zelle Tamara at 602-920-8228**



**S.A.L.T. MEMBERSHIP ITEMS**  
 The Tan "Fishing Shirt" Style S.A.L.T. Membership Shirts  
 are available by pre-order. Please contact Charlie Tadano  
 to order your Shirt at 602-524-6910  
**NEW BLACK S.A.L.T. T-SHIRTS,  
 LONG SLEEVED SHIRTS, HOODIES**




**And NEW LEATHER S.A.L.T.  
 PATCHES are available!**  
 (Special pricing for members) S.A.L.T. PATCHES \$5.00  
 (Memberships receive one free)

**ATTENTION**  
**S.A.L.T. Members and Associates!**  
 Please send in pictures and articles for this newsletter! Send  
 in information on projects you are working on, information you  
 have found on primitive skills, pictures from trips to  
 archaeological sites, etc.  
 Send it to [saltskills@gmail.com](mailto:saltskills@gmail.com)




STONE AGE TECHNOLOGY FROM PRIMITIVE WAYS  
**ALSO, THINK ABOUT TEACHING ONE OF OUR SKILLS CLASSES!**  
**Contact Charlie Tadano at 602-524-6910**

**S.A.L.T. CONTACT INFORMATION:**  
**Website: [www.saltskills.com](http://www.saltskills.com)**  
**e-mail address: [saltskills@gmail.com](mailto:saltskills@gmail.com)**  
 For MEMBERSHIP information call Charlie Tadano at  
 602-524-6910 or Bob Sizemore at 520-705-9780 or e-mail  
[saltskills@gmail.com](mailto:saltskills@gmail.com)  
 For EVENTS and BEAD information contact Donna  
 Moses at 602-384-1359 or [saltdonna1@gmail.com](mailto:saltdonna1@gmail.com)  
 For S.A.L.T. e-Newsletter or Website info contact  
 Laura Robins, Editor at 623-533-0847 or e-mail  
[saltskills@gmail.com](mailto:saltskills@gmail.com)