

# S.A.L.T.

STUDY of ANCIENT LIFEWAYS and TECHNOLOGIES

## S.A.L.T. MISSION STATEMENT

S.A.L.T.'s primary goal is to understand, practice and share all life skills and arts of the ancient world. This is accomplished by regular Skills Meetings and informing the public through various Events.



[www.saltskills.com](http://www.saltskills.com)

[saltskills@gmail.com](mailto:saltskills@gmail.com)

Charlie Tadano, President

Ron Moses, Vice President

Jennifer Ahumada, Secretary

Tamara Tadano, Treasurer

Laura Robins, Newsletter Editor / Webmaster

Donna Moses, Events / Bead Chairperson

Volume 16, Issue 9

S.A.L.T. e-NEWSLETTER

SEPTEMBER 2025

## S.A.L.T. CALENDAR

NEXT S.A.L.T. SKILLS MEETING

**SATURDAY, SEPT. 20<sup>th</sup>**

10 am – 2 pm

at Bob Sizemore's sister's house in Pine, AZ  
Molly Fraley, 6886 W. Tonto Dr. Pine, AZ 85544  
831-334-5772

(Remember to bring something for the Potluck Brunch!)

**S.A.L.T. FLINT KNAPPERS / DRUMMING CIRCLE 9am**

### S.A.L.T. SKILL #14 BASKETS

Make a Small Twig Basket  
with Bob Sizemore

## UPCOMING MEETINGS & EVENTS

Saturday, October 18<sup>th</sup> SKILLS MEETING at SVM  
International Archaeology Day

S.A.L.T. DEMOS AND DISPLAYS AND ATLATL RANGE

Saturday, November 15<sup>th</sup> SKILLS MEETING at SVM

S.A.L.T. SKILL #4 TOOLS – Bone Needles & Bone Awls

**S.A.L.T. Quarterly Board Meeting after Skills Class**

Saturday, December 20<sup>th</sup> SKILLS MEETING at SVM  
**S.A.L.T.'S 25<sup>th</sup> ANNIVERSARY CELEBRATION!**

**S.A.L.T. Holiday Party, Curry Potluck, White  
Mammoth Gift Exchange**

S.A.L.T. SKILL #19 ATLATLS – Make an Atlatl

**REMEMBER TO WEAR YOUR S.A.L.T. SHIRTS  
TO ALL MEETINGS AND EVENTS!**

~SENDING THE PAST INTO THE FUTURE~



## S'EDAV VA'AKI MUSEUM



**WILL BE CLOSED FROM MAY 20<sup>th</sup>  
to late SEPTEMBER for renovations.**

S.A.L.T. will be back at SVM on October 18<sup>th</sup> for International Archaeology Day!

**"Unless there is CONTEXT,  
it's all arts and crafts."**

Steve Watts

**Pronounced:**  
**SUE DOVE VE AWKEY**

**4619 E. Washington St, Phoenix, AZ 85034 (602) 495-0901**

# S'EDAV VA'AKI MUSEUM

# INVITES YOU TO VOLUNTEER!

Interested in gaining professional development,  
fulfilling volunteer requirements, and building  
your resume without a museum setting?  
Do you want to have fun and help teach the  
public about the Ancestral Sonoran Desert  
People?

AGES 14-17

## VOLUNTEER OPPORTUNITIES

- Initiating informative artifact interactions with the public
- Assisting outdoor educational programs
- Leading indoor exhibit-based activities

4619 E. Washington St.  
Phoenix, AZ 85034  
(602) 495-0901 |  
[www.phoenix.gov/svmuseum](http://www.phoenix.gov/svmuseum)  
[SVMvolunteers@phoenix.gov](mailto:SVMvolunteers@phoenix.gov)

**SCAN ME!**

**Apply Today**  
August 18th - Sept 26th

\*TEENS MUST COMMIT TO VOLUNTEERING 15 OR MORE HOURS FROM OCT.-DEC.\*

Committed [S'edav Va'aki Museum Indian Market](#) volunteers gathered for the continued planning of the upcoming 2025 [S'edav Va'aki Museum - formerly Pueblo Grande Museum](#) Indian Market. Save the date and artists get your application in. December 13 & 14, 2025, Phoenix Arizona. Follow the websites for updates and volunteer opportunities. We need volunteers to ensure a successful event. <https://www.svmfoundation.org/>  
[#volunteersmakeadifference](#)

**SAVE THE DATE for 2025!**

**48th Annual  
S'edav Va'aki Museum  
Indian Market  
Young Artist Market**  
Formerly Pueblo Grande Indian Market

**December 13 & 14, 2025**

S'edav Va'aki Museum  
4019 E. Washington St.  
Phoenix AZ 85034

OR EMAIL LIST FOR UPDATES! EMAIL: MARKET@SVMFUNDATION.ORG  
ARTIST REGISTRATION AT WWW.SVMFUNDATION.ORG  
BUYERS, PLEASE GET ON THE EMAIL LIST:  
MARKET@SVMFUNDATION.ORG  
OR TEXT/VOICEMAIL: 602-335-2495



# Friends of Hubbell Native American Arts AUCTION!

**Saturday, September 27, 2025**

Collect the world's classic art forms. Approximately 400 vintage and contemporary Navajo Weavings, Katsina Dolls, Jewelry, Baskets, and Silversmith Works will be available.

The Auction will follow current CDC and New Mexico Dept. of Health COVID guidelines currently in effect.

Masks may be necessary.



**Auction Preview:**  
9:00 – 11:30 am MST

**Auction:**  
Noon – 5:00 pm MST

**Free to the Public**  
No admission charge  
No Buyer registration fee  
All CC Accepted



**PROCEEDS BENEFIT & SUPPORT  
NATIVE AMERICAN COLLEGE  
SCHOLARSHIPS**

**Location**  
McKinley County Community Center  
410 Bataan Veterans Street  
Gallup, New Mexico 87301  
505-722-9230

Exit 22 From I-40, Free parking

**"Primitive (first) skills are our shared inheritance. It is the shared thread which links us to our prehistory and binds us together as human beings." Steve Watts**


# S.A.L.T.

STUDY OF ANCIENT LIFEWAYS AND TECHNOLOGIES


[www.saltmuseum.com](http://www.saltmuseum.com)

## WOULD YOU LIKE TO LEARN ANCIENT SKILLS?


Everyone is welcome to join our S.A.L.T. SKILLS MEETINGS  
 at SEDAV VAKI MUSEUM from 10:00 am - 2:00 pm  
 on the third Saturday of every month for free instruction of ancient skills




OBLONGAL BEAD




CORO-LAM




PINTION PIN




PUMP ORBITS




SHELL SCRAPS




WOOD ENGRAVING




BONE ENGRAVING




BONE NEEDLES




BONE AWLS




FISHBONE PLAQUES




ATX BEADS




PINTION PIN




BONE ENGRAVING




SHELL SCRAPS




WOOD ENGRAVING




BONE ENGRAVING




FISHBONE PLAQUES




ATX BEADS




PINTION PIN




BONE ENGRAVING




SHELL SCRAPS




PINTION PIN




BONE ENGRAVING




FISHBONE PLAQUES




ATX BEADS




PINTION PIN




BONE ENGRAVING




SHELL SCRAPS




PINTION PIN




BONE ENGRAVING




FISHBONE PLAQUES




ATX BEADS




PINTION PIN




BONE ENGRAVING




SHELL SCRAPS




PINTION PIN




BONE ENGRAVING




FISHBONE PLAQUES




ATX BEADS




PINTION PIN




BONE ENGRAVING




SHELL SCRAPS




PINTION PIN




BONE ENGRAVING




FISHBONE PLAQUES




ATX BEADS



PINTION PIN



BONE ENGRAVING



SHELL SCRAPS

\* You are here today because YOUR ancestors know these things. \*





# **DON'T MISS THE AUG 2025 S.A.L.T. SKILLS MEETING SATURDAY, SEPT. 20th 10 am - 2 pm**

**at Bob Sizemore's sister's house in Pine, AZ  
Molly Fraley, 6886 W. Tonto Dr. Pine, AZ 85544  
831-334-5772**

**(Remember to bring something for the Potluck Brunch!)**

**S.A.L.T. FLINT KNAPPERS and the S.A.L.T.  
DRUMMING CIRCLE will meet at 9 am**

## **S.A.L.T. SKILL #14 BASKETS**

**Make a Small Twig Basket  
with Bob Sizemore**

SKILL	Apprentice Level I	Apprentice Level II	Apprentice Level III
14. Baskets	Take a class and make a simple basket	Take a class and make a large basket or pack basket	Forage for materials and make a basket on your own



This class will feature a fundamental basket for utility purposes. It's not intended to be artistic. However, it should give you a basic understanding of this type of basket making. This type of basket can use many different types of shoots, twigs, vines, etc.. This class will use shoots from a sumac tree. - Bob



## **LEVEL I of SKILLS 1, 2 and 3 INSTRUCTION PROVIDED AT EVERY SKILL MEETING DEPENDING ON THE WEATHER...**

SKILL	Apprentice Level I	Apprentice Level II	Apprentice Level III
1. Cutting Tool	Make a flake and Discoidal Blade	Make flakes from three different rocks and refine the tools	Demonstrate a use or project with the tool
2. Cordage	Make a uniform 3 foot length of cordage	Process three different fibers and make cordage	Demonstrate a use or project with the cordage
3. Friction Fire	Demonstrate one method of primitive fire starting	Forage for materials, construct hand drill or bow drill and make fire	Make a complete Fire Kit to use and display


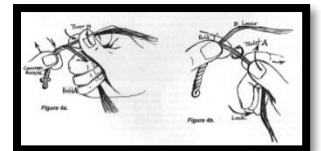
### **SKILL #1 CUTTING TOOL: Level I**

*Make a flake and discoidal blade.*



### **SKILL #2 CORDAGE: Level I**

*Make a uniform 3-foot length of cordage.*



### **SKILL #3 FRICTION FIRE: Level I**

*Demonstrate one method of primitive fire starting.*



(Beads will be given out to new members when Level I of all three of the above Membership Requirement Skills are completed, and dues are paid.)

**Remember to bring your own primitive tools and materials to the Monthly Skill Meetings, if you have them. Materials for the Membership Requirement Skills are provided at each meeting for guests and new members.**

Also, you are responsible to sign in at meetings and events to be included in the newsletters, etc. and note on the sign-in sheet each level of each skill you complete to be awarded your beads. You need to make a Personal Bead to receive the leather thong for your Skill Beads. Thanks!



# AUGUST 2025 S.A.L.T. SKILLS MEETING HIGHLIGHTS

Saturday, August 16, 2025

**Board Members in attendance:** Tom Wax, Bob & Carol Sizemore, Laura Robins, Jennifer Ahumada, Gary Alves and Bill Warner

**Members in attendance:** Luis & Noah Ahumada, Joyce Alves, Carol Schroeter, Linda Jolle, Billy & Reena Nickel and Rocky Hettinger

**Guests:** Tyler Weddle

## S.A.L.T. FLINT KNAPPERS & DRUMMERS MEET BEFORE OUR SKILLS CLASS at 9:00 am

SKILL	Apprentice Level I	Apprentice Level II	Apprentice Level III
5. Flint Knapping	Demonstrate Core Reduction by Percussion	Use Percussion to produce Bi face Preform	Make primitive tools such as Southwestern Points



Bill and Luis



Noah and Luis

NO DRUMMERS...

## S.A.L.T. SKILL #3 FRICTION FIRE

Make a Bow Drill Kit, Knots & Cordage  
with Tom Wax

SKILL	Apprentice Level I	Apprentice Level II	Apprentice Level III
3. Friction Fire	Demonstrate one method of primitive fire starting	Forage for materials, construct hand drill or bow drill and make fire	Make a complete Fire Kit to use and display



Tom teaching the Skills Class



Gary



Tyler

Pecking the Handhold



Rocky



Reena





Making the 4-ply Bow Drill Cord



Making the Bow Drill Fire



Rocky



Reena



Billy and Bill



Billy & Reena's Bow Drill sets



Bill and Billy



Carol and Carol




Delicious Potluck Brunch!





## S.A.L.T. MEMBERS OUT AND ABOUT

ELKHORN GATHERING in BOULDER, UT  
7/28 – 8/1/25 by Billy & Reena Nickel



Reena making a Hand Drill Fire!



Billy taught Split Twig Figurines from sandbar willow



Knotted Net Class with Norm Kidder



Spruce Bark and Roots Basket




Reena won a Goat Hide Drum!

## TRADITIONAL WAYS GATHERING on Lake Superior, August 2025 by Ron Moses

I just returned from the Traditional Ways gathering, August 9-16, near New Odanah, Wisconsin. The gathering took place at a amazing Northwoods wilderness site directly on the south shore of Lake Superior. The location is part of the Bad River Tribal Reservation whose council has been hosting this event for 23 years. Fellow SALT'ie member Patty West, and I were honored to be invited to teach bone tool technologies. Patty focused on bone awls and needle construction, and I taught Bison bone bladed knives with birchbark sheaths. Also attending with us were Patty's sister Jenny West, Katie Shields (S'edav Va'aki Museum) and her daughter Liz, two of Donna's Minnesota brothers (Richard and Lauren Gagner), and my teaching assistant and talented granddaughter Mya Borsheim. We set up a group campsite with our tents on the edge of the birch, pine, and hardwood forest adjacent to the lakeshore beach. The sound of waves rolling ashore at night reminded me of my younger days of camping on the beach at Puerto Penasco in Sonora. We all discovered new friends, learned new skills, and were immersed in some of the cultural traditions and history of the Ojibway people. One highlight was watching youth teams play baaga'adowewin, which evolved into the modern game of lacrosse. We also enjoyed delicious local smoked fish and wild rice dishes. I would estimate total attendees at about 200. Here are some event photos.







Bison Bone Knives



## S.A.L.T. MEMBERS PROJECT / INFO GALLERY

### PETROGLYPH ART by Tom Wax

There are lots of Petroglyphs in Saguaro National Park to see. Here are just four of them. I replicated them on a Bow-Drill set for fire making. Remember all petroglyphs are protected and do not scribble anything next to them. They are very old, so respect them and your elders. Take only pictures, leave them also for others to enjoy seeing



## GREAT INFO by Bill Warner

The Museum of Indigenous People (MIP) is the only museum in the Greater Prescott Area devoted to the culture and art of Native people. The Mission of the Smoki Museum is to instill understanding and respect for the indigenous cultures of the Southwest.



147 N Arizona Ave, Prescott, AZ, United States, Arizona  
(928) 445-1230

[museumofindigenouspeople.org](http://museumofindigenouspeople.org)



Per [Andy Ward](#)'s suggestion, any of our members interested in reproducing ancient SW pottery should definitely check out the SW Kiln Conference <https://www.swkiln.com/> which will be held in Arizona (Safford) for the first time in several years, on October 16-19. This year's will be the fourth one I will attend, and they are always interesting, a load of fun, and will put you in contact with many of the talented potters interested in turning mud into something beautiful and useful "from scratch." The event includes presentations, a tour of the incredible Mills Collection--one of the better public displays of Salado polychrome (red/white/black) pottery--and even trips to collect some local clays that have proven to be good. "Kiln" (these are outdoor trench kilns or surface firings) set-up is Saturday morning, with additional demos that afternoon catered dinner & trade blanket (which is a ton of fun) that evening. Sunday morning will include surface oxidation firings and opening of the reduction-firings from the day before. For a schedule of the talks, see: <https://mailchi.mp/.../sw-kiln-conference-registration...>

"Knowledge is not complete  
until it is passed on." Steve Watts



## 37<sup>TH</sup> RABBITSTICK

in Rexburg, Idaho

**SEPTEMBER 14 – 20, 2025**

**REGISTRATION IS CLOSED!**

Rabbitstick Primitive Skills Gathering, held the 3<sup>rd</sup> week of September in ID, is the premier Backtracks event. Rabbitstick is the oldest of all of the modern primitive skills events and has been the model for most of the events currently running worldwide. Each year we host nearly 150 instructional and support staff who provide a camp with hands-on classes that run 9am-5pm for 5 days for about 400 registered participants. This is an unparalleled opportunity to learn skills and get to know teachers that you can trust. Visit our new website -5- for complete event and registration details.

Backtracks has assembled one of the largest and most complete rosters of primitive skills teachers and practitioners available anywhere. Backtracks is your source for the best instructional staff you'll find at any event. **Join us next year!**

[www.rabbitstick.com](http://www.rabbitstick.com)

[Register On-Line Today](#)  
[Share a Ride Bulletin Board](#)  
[Meet Our Staff](#)

Rabbitstick | (208) 359-2400 | [backtracks905@gmail.com](mailto:backtracks905@gmail.com)  
[societyofprimitivetechnology@gmail.com](mailto:societyofprimitivetechnology@gmail.com)



Bulletin of Primitive Technology website at -[primitive.org](http://primitive.org). Order back issues, download a complete index of topics and titles, or view the entire first issue and newsletters for free. Don't miss out on this amazing collection of information. It's up and running and ready to take your orders now.

<https://www.facebook.com/Backtracks-Keeping-Traditions-Alive-213565755397099/?fref=Nf>



## FALL CAMP for ANCESTRAL SKILLS October 9 - 12, 2025

Instructors:

Please check in with Patrick if you would like to teach.

[Email Patrick HERE](#)

[Fall Camp Website](#)



## WINTER COUNT

MARK YOUR CALENDARS FOR

**FEBRUARY 15-21, 2026**

**REGISTRATION WILL OPEN NOVEMBER 1, 2025**

Winter Count, (started 1995), is part of a family of gatherings that strive to reconnect people with old ways of making fire, tanning hides, forming metal, weaving baskets, hunting, gathering and much more. We teach ancestral skills that were essential to the survival and well-being of all cultures, no matter what continent your ancestors came from. Through the understanding and mastery of these skills, people find that they can connect not only to a simpler way of living life but also to the roots of their heritage and to a pathway to interact more deeply with the natural world.

We provide a camp with some of the best instructors in their fields, teaching what they have learned through experience, experimentation and through source materials. Some of the instructors have spent many years perfecting their crafts. Some have managed archeological sites while others have lived deeply among the wild places, hunting, raising their own food and making their own clothing and tools from the most basic elements. We are a diverse group of people from many experiences, opinions, and family backgrounds, who come together to share what it is that makes us excited about life.

Winter Count is a drug, alcohol, and firearm free event.

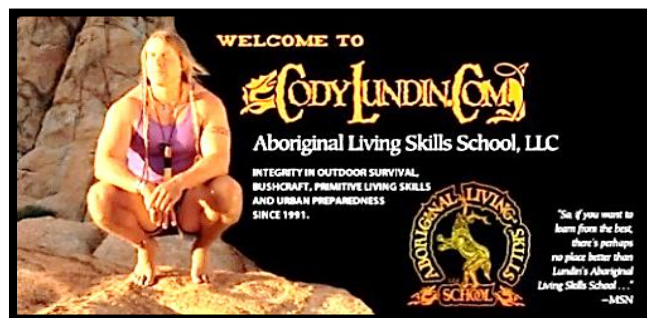
Winter Count 505-570-9484

369 Montezuma Avenue, #326, Santa Fe, NM 87501

[WinterCountCamp@gmail.com](mailto:WinterCountCamp@gmail.com)

[www.WinterCountCamp.com](http://www.WinterCountCamp.com)

## THE MORE YOU KNOW, THE LESS YOU NEED



[www.codylundin.com](http://www.codylundin.com) [abodude@codylundin.com](mailto:abodude@codylundin.com)



# 《 》 BETWEEN THE RIVERS GATHERING 《 》

**May 25<sup>th</sup> – 30<sup>th</sup>, 2026**



Email Mullein HERE with any further questions

Between the Rivers Gathering is a week-long educational workshop for learning skills that originated in the stone-age all the way up to modern homesteading. We are an annual event located in Washington State about an hour north of Spokane. We will have a multitude of instructors offering a broad-range of classes all week long. Included will be wilderness survival skills of all kind, basic and homespun living, preparedness and skills of a practical and archeological nature.

**We offer hands-on classes in ancestral living and survival, and we also focus on the skills of self-sufficiency and sustainable living to minimize our impact on this planet we all share. Come join our community and experience for yourself what an ancestral skills gathering is all about!**

**Ancestral Skills for Self-Sufficiency  
Sponsored by Bridges to the Past 501(c)(3)**

**Northeastern Washington State Ancestral Skills & Self-Sufficiency  
Gathering**

Other [Skills Gatherings](#)

[BtR T-Shirt](#)

Burning questions that can't wait? Contact us: [patrickf@bridgestothepast.org](mailto:patrickf@bridgestothepast.org)

[Between the rivers gathering.com](http://betweentheiversgathering.com)

Hi folks, I'll be renting furnished and unfurnished Yurts and Bell tents again this year. Included is a community Kitchen yurt or shade cloud to store your cooler and will also include cooking tables, stoves & pans etc.

See between the river's website for more info.

Prices for the whole week are \$300 unfurnished, \$400 furnished. Call or email [CampingYurts.com](http://CampingYurts.com)

## BTR LOGO HATS ARE AVAILABLE!



Kandis Larson is making Between the Rivers Gathering Logo Hats and making them available to you! Each hat has a leather patch branded with our BTR logo that we have all grown to love, no two are alike, and have a primitive touch to them.

[kandiscreated@gmail.com](mailto:kandiscreated@gmail.com)

509-994-0585 cell .@kandis created  
(Instagram)

# IMAGINE US IN THE STONE AGE



## Earth Knack

### Courses, Classes, and Programs



Independent Living Skills ... More Important Now Than Ever! Hands-On, In-Person Instruction ... More Important Now Than Ever! Lighthearted Positive Teachings ... More Important Now Than Ever!

Top Quality Instruction ... Our Specialty Since 1990!  
Robin Blankenship, Founder, Owner and Instructor of  
Earth Knack School Author: [How To Play In The](#)

[Woods](#) (Gibbs Smith, Publisher 2016)

[Earth Knack: Stone Age Skills for the 21st Century](#) (Peregrine Books - Gibbs Smith 1996)

P.O.#508 Crestone Colorado 81131

719 256 4909

[earthknackschool@gmail.com](mailto:earthknackschool@gmail.com)

<http://www.earthknack.com/>



Dear RMS family & friends,  
~ Live What You Love ~

All classes held at Reeves Mountain School include hearty meals fresh from the homestead, class supplies, hot showers, and campsite. Camping is free, or stay in a yurpee (\$10 per night per person), single cabin (\$25 per night, sleeps 1), or double cabin (\$50 per night, sleeps 1-2+), availability permitting. We provide complimentary shuttle service from Roosevelt, AZ, or caravan in your own 4X4. Shuttle pickup is at 4 p.m., first day of class.

Please see our [website](#) to enroll and to get more information


Sign up online!

[www.reevismountain.org/classes](http://www.reevismountain.org/classes)

Order all your favorite Reeves Mountain Remedies online!

[www.reevismountain.org/country-store](http://www.reevismountain.org/country-store)

Blessings, Peter Bigfoot & the RMS Interns



## Visit the Primitive Lifeways Store!

The Primitive Lifeways store is up and running. This month we are featuring new merchandise including beautifully crafted prehistoric replica pottery and jewelry. We are still selling stickers for less than a cup of coffee at Starbucks. By purchasing our new merchandise, you are helping us educate the public on archaeological preservation and the

sharing of free information.

[Click Here](#) to visit our store.

Jeff Martin

[Jeff@primitivelifeways.com](http://Jeff@primitivelifeways.com)

## Volunteers Needed for City of Phoenix Park Steward Program



The City of Phoenix Park Steward Program is looking for volunteers to help maintain, clean, and preserve our trails. Help make a difference in your community!

Visit [volunteer.phoenix.gov](http://volunteer.phoenix.gov) to apply or reach out to 602-495-5458 for more information on how to get involved!





## ATTENTION

**S.A.L.T. Members and Associates!**

Please send in pictures and articles for this newsletter! Send in information on projects you are working on, information you have found on primitive skills, pictures from trips to archaeological sites, etc.

Send it to [saltskills@gmail.com](mailto:saltskills@gmail.com)



STONE AGE TECHNOLOGY FROM PRIMITIVE WAYS

**ALSO, THINK ABOUT TEACHING ONE OF OUR SKILLS CLASSES!**

Contact Charlie Tadano at 602-524-6910

## 2025 MEMBERSHIP DUES

**SINGLE \$20.00 or FAMILY \$40.00**

Please pay at a Skills Meeting or mail them to  
S.A.L.T. Treasurer,

**TAMARA TADANO**

12840 N. 45<sup>th</sup> Drive, Glendale, AZ 85304

Please make the check out to Tamara Tadano

**Or Zelle Tamara at 602-920-8228**

## S.A.L.T. MEMBERSHIP ITEMS

The Tan "Fishing Shirt" Style S.A.L.T. Membership Shirts are available by pre-order. Please contact Charlie Tadano to order your Shirt at 602-524-6910

**NEW BLACK S.A.L.T. T-SHIRTS,  
LONG SLEEVED SHIRTS, HOODIES**



**And NEW LEATHER S.A.L.T.  
PATCHES are available!**

(Special pricing for members) S.A.L.T. PATCHES \$5.00  
(Memberships receive one free)

## S.A.L.T. CONTACT INFORMATION:

Website: [www.saltskills.com](http://www.saltskills.com)

e-mail address: [saltskills@gmail.com](mailto:saltskills@gmail.com)

For **MEMBERSHIP** information call Charlie Tadano at 602-524-6910 or Bob Sizemore at 520-705-9780 or e-mail [saltskills@gmail.com](mailto:saltskills@gmail.com)

For **EVENTS** and **BEAD** information contact Donna Moses at 602-384-1359 or [saltdonna1@gmail.com](mailto:saltdonna1@gmail.com)

For **S.A.L.T. e-Newsletter** or **Website** info contact Laura Robins, Editor at 623-533-0847 or e-mail [saltskills@gmail.com](mailto:saltskills@gmail.com)