



BOYD COUNTY ANNUAL SEW CREATIVE EXPO AND QUILT SHOW

MARCH 22 - 23, 2024

Boyd County Extension Expo Building
1760 Addington Road, Ashland, KY

Saturday March 23rd, 2024

Guest Speaker

*Brian McCoy, "The Redneck Quilter(TM)" owner,
Bolts & Quarters Quilt Shop, LLC*

We will offer classes on quilting, embroidery, sewing, crocheting and more.
For a complete list, please refer to the class schedule.

Quilt Viewing: March 22nd 10 a.m. – 7 p.m. Free
March 23rd 10 a.m. – 4:30 p.m. Free

Pre-Registration is required for the classes.

\$30 Registration Fee must be paid prior to March 20, 2024.

Registration fee covers lunch and a chance to win door prizes. Participants must bring a sewing machine and a user manual if you sign up for a sewing class.

*No refunds will be given.

Jacqueline Doucet
County Extension Agent For
Family and Consumer Science

For more information please visit our web-site at
www.boyd.ca.uky.edu or call
the Boyd County Extension Office at (606) 739-5184.

**Cooperative
Extension Service**

Agriculture and Natural Resources
Family and Consumer Sciences
4-H Youth Development
Community and Economic Development

MARTIN-GATTON COLLEGE OF AGRICULTURE, FOOD AND ENVIRONMENT

Educational programs of Kentucky Cooperative Extension serve all people regardless of economic or social status and will not discriminate on the basis of race, color, ethnic origin, national origin, creed, religion, political belief, sex, sexual orientation, gender identity, gender expression, pregnancy, marital status, genetic information, age, veteran status, physical or mental disability or reprisal or retaliation for prior civil rights activity. Reasonable accommodation of disability may be available with prior notice. Program information may be made available in languages other than English. University of Kentucky, Kentucky State University, U.S. Department of Agriculture, and Kentucky Counties. Cooperating. Lexington, KY 40506



Disabilities
accommodated
with prior notification.



BOYD COUNTY ANNUAL SEW CREATIVE EXPO AND QUILT SHOW

MARCH 22 - 23, 2024

Registration Form

Name: _____

Address: _____

Phone: _____

Email: _____

Class Date/Time:

Class Name:

Class Fee:

Friday, March 22nd

10 a.m. - 1 p.m.

Friday, March 22nd

2 p.m. - 7 p.m.

Saturday, March 23rd

10 a.m. - 1 p.m.

Saturday, March 23rd

1 p.m. - 5 p.m.

Registration Fee

Everyone must pay the non-
refundable fee

\$30

Total Amount Due

Cash or Check only

Mail or drop off the registration form with your check or cash payment by March 20th to: Boyd County Extension Office 2420 Center Street, Catlettsburg, KY 41129

Cooperative Extension Service

Agriculture and Natural Resources
Family and Consumer Sciences
4-H Youth Development
Community and Economic Development

MARTIN-GATTON COLLEGE OF AGRICULTURE, FOOD AND ENVIRONMENT

Educational programs of Kentucky Cooperative Extension serve all people regardless of economic or social status and will not discriminate on the basis of race, color, ethnic origin, national origin, creed, religion, political belief, sex, sexual orientation, gender identity, gender expression, pregnancy, marital status, genetic information, age, veteran status, physical or mental disability or reprisal or retaliation for prior civil rights activity. Reasonable accommodation of disability may be available with prior notice. Program information may be made available in languages other than English. University of Kentucky, Kentucky State University, U.S. Department of Agriculture, and Kentucky Counties. Cooperating. Lexington, KY 40506



Disabilities
accommodated
with prior notification.

Friday, March 22nd, 2024 Sew Creative Expo Class Schedule

CLASS	Time	COST	SKILL LEVEL/CLASS SIZE	DESCRIPTION	Materials Needed
Flock Around the Block	All-day 9:30-5:00	\$50.00 Extra kits available if pre-requested and colorway indicated	Intermediate Class Size: 30	Learn how to make 1 of 6 different size options of the pattern “Flock Around the Block” designed by Brian McCoy, The Redneck Quilter™. As a Studio 180 Design Certified Instructor, Brian will teach you how to make Flying Geese, 4 at a time, with the Wing Clipper 1 Ruler. Instructor will supply patterns and Wing Clipper 1. Rulers will be available for purchase before class starts.	Sewing Machine, thread, scissors, extra machine needles, rotary cutter, fabric marker, seam ripper, cutting mat, pins.
Signs of Spring Quilt Class	Morning 10am-1pm	\$40.00	Beginner Class Size: 5	To create a sense of unity in a scrappy quilt with no seams to match up. Instructor will furnish all fabric, cut and ready to start class and pattern.	Sewing Machine, thread, scissors, extra machine needles, Machine instruction book if needed.
Beginner Embroidery	Morning 10am-1pm	\$10.00	Beginner Class Size: 15	Will learn basic embroidery stitches, how to use the tools to embroider, and learn the history of embroidery patterns for a sample incorporating all learned stitches. Instructor will furnish all supplies.	None
Adventures in Color	Morning 10am-1pm Afternoon 2pm-4:30pm	\$0 Extra Kits may be available.	Beginner Class Size: 25	Looking for guidance on how to coordinate so that your next sewing or quilting projects pop? Topics discussed will be hues, color perception, color harmony, color contexts, and how to plan color themes. Participants will also create their own “color wheel”. Instructor will furnish cardboard color wheels and non-sewing fabric swatches.	None
Easy Crocheting	Morning 10am-1pm Afternoon 2pm-4:30pm	\$15.00	Beginner Class Size: 10	A very versatile project, finished product can be used as a bathing suit cover up, worn in the winter over a long-sleeved shirt or, if made longer, as a cute dress! Instructor will provide pattern for project.	“2” Cones of peaches and cream crochet thread (Can be purchased on Amazon, Walmart or JoAnn’s Fabrics); a size E/4 3.50 MM needle.

Friday, March 22nd, 2024 Sew Creative Expo Class Schedule

CLASS	Time	COST	SKILL LEVEL/CLASS SIZE	DESCRIPTION/MATERIALS NEEDED	Materials Needed
Cricut 101	All Day 10am-5pm	\$25.00	Beginner Class Size: 10	Learn your machine! This class is for you if you've purchased a Cricut and have no clue how to use it. Participants will make 3 simple projects that will teach you the basics of how to use your Cricut. Instructor provides tote, zipper pouch, coaster, etching cream, vinyl, heat press, instructions.	Cricut machine, device to connect machine (cell phone, computer, tablet), Cricut mat, Cricut tools.
Chunky Yarn Hand Knitted Blanket	Afternoon 2pm-5pm	\$50.00	Beginner Class Size: 15	Each participant will get a color yarn of their choice and will be shown how to make, start to finish, a chunky yarn hand knitted blanket. Instructor will provide yarn, scissors and bags. Participants must choose their color yarn upon registration.	None

Saturday, March 23rd, 2024 Sew Creative Expo Class Schedule

CLASS	Time	COST	SKILL LEVEL/CLASS SIZE	DESCRIPTION/MATERIALS NEEDED	Materials Needed
Learn How to Bind	Morning 10am-1pm	\$10.00	Beginner Class Size: 8	The quilt is quilted, Now let's finish it. Learn how to trim the quilt, make binding, and sewing it on. All quilts used in the class are to be donated for the Hospice. Instructor will provide quilts for binding, binding fabric, and thread.	Sewing Machine, Sewing supplies, scissors.
Let's Make a Project Pouch	Morning 10am-1pm	\$15.00	Intermediate Class Size: 8	Expect to finish a clear vinyl front zippered pouch. Participants will quilt back panels, install zipper and binding to finish the project. Instructor will provide batting, clear vinyl, and zippers.	3 Fat Quarters (coordinating colors), 1/4 yard fabric for binding; Sewing machine with full bobbin, sewing supplies: rotary cutter, scissors, thread, pins, clips, marking pen.
Beginner Embroidery	Morning 10am-1pm	\$10.00	Beginner Class Size: 15	Will learn basic embroidery stitches, how to use the tools to embroider, and learn the history of embroidery patterns for a sample incorporating all learned stitches. Instructor will furnish all supplies.	None
Creating Greeting Cards using napkins	Afternoon 1pm-5pm	\$10.00	Beginner Class Size: 8	Learn how to create 3 greeting cards made from decorative paper napkins. *Time permitting, five cards might be able to be created. Instructor will provide all other supplies.	Paper cutting scissors, glue sticks or double sided adhesive tape, small iron and iron pad.

Further Class Information

Chunky Yarn Hand Knitted Blanket

You will need to choose your color yarn and indicate the color on the Class Registration paperwork if you sign up for this class.

Afternoon

2pm-5pm

\$50.00

Beginner

Class Size: 15 Each participant will get a color yarn of their choice and will be shown how to make, start to finish, a chunky yarn hand knitted blanket.

The instructor will provide yarn, scissors and bags. Participants must choose their color yarn upon registration.

Select a color



1 Ivory



10 Soft Pink



12 White



14 Spa Blue



16 Sage



16 Taupe

Select a color



18 Red



20 Navy



22 Spiced Persimmon



24 Mustard



26 Black



28 French Lilac

Select a color



30 Olive



32 Magenta



34 Coffee



36 Balloon Fiesta



4 Medium Gray



5 Cranberry



4 Medium Gray



5 Cranberry



6 Light Gray



7 Country Blue



8 Teal

Flock Around the Block

All-day

9:30-5:00

\$50.00


Extra kits available if pre-requested and colorway indicated.

Intermediate

Class Size: 30

Learn how to make 1 of 6 different size options of the pattern “Flock Around the Block” designed by Brian McCoy, The Redneck Quilter™. As a studio 180 Design Certified Instructor, Brian will teach you how to make Flying Geese, 4 at a time, with the Wing Clipper 1 Ruler.






Instructor will supply patterns and Wing Clipper 1. Rulers will be available for purchase before class starts.





Flock Around The Block

6 Progressive Sizes To Choose From!

Key	Fabric	Color	Yardage - Does Not Include Binding					
			1	2	3	4	5	6
			O'Clock	O'Clock	O'Clock	O'Clock	O'Clock	O'Clock
			12.5"	22.5"	39.5"	62.5"	90.5"	104"
F1	Red		Fat Quarter	3/8	1	1 1/4	2	3 3/4
F2	Brown		Fat Quarter	3/8	3/4	1	1 3/8	2
F3	Cream		Fat Quarter	3/8	1 1/4	2 3/4	4	5 1/2
F4	Green		Fat Quarter	3/8	3/4	1 1/8	2 1/4	2 1/2
F5	Black		Fat Quarter	3/8	2	2 1/2	2 1/2	3

This pattern is designed and written, based on the use of:
Studio 180 Design Tool: Wing Clipper 1® Ruler

Bolts & Quarters Quilt Shop

2595 Dupont Rd (304)428-4933
 Parkersburg, WV 26101 www.boltsandquartersquiltshop.com
boltsandquartersquiltshop@yahoo.com
www.facebook.com/boltsandquartersquiltshop

----- Get Your Stitch On!™ -----

©Copyright 2022. This pattern and any information contained herein
 cannot be copied, shared, or reproduced without prior consent.



Flock Around The Block

Designed by Brian McCoy, *The Redneck Quilter*™



"6 O'Clock" 104" Sq



"5 O'Clock" 90.5" Sq



"1 O'Clock" 12.5" Sq



"2 O'Clock" 22.5" Sq




"3 O'Clock" 39.5" Sq



"4 O'Clock" 62.5" Sq

Required: Studio 180 Design Tool: Wing Clipper 1® Ruler



Bolts & Quarters Quilt Shop

----- Get Your Stitch On!™ -----



QUILT REGISTRATION

Please bring your quilts on Wednesday, March 20th between the hours of 1pm-7pm so that they can be properly displayed when the quilt show opens at 10am on Friday, March 22nd. Quilts may be picked up on Saturday, March 23rd between the hours of 5pm -7pm

PLEASE PRINT ONLY

NAME	
ADDRESS	
CITY/STATE/ZIP	
PHONE	
EMAIL ADDRESS	

PLEASE PROVIDE ALL THE FOLLOWING INFORMATION -ADULT AND YOUTH (UNDER 18)

	EXAMPLE	QUILT 1	QUILT 2	QUILT 3	QUILT 4
SIZE (LENGTH X WIDTH)	42 X 55Y				
MACHINE PIECED	X				
STATIONARY MACHINE QUILTED	X				
LONGARM HAND GUIDED QUILTING					
LONGARM COMPUTER GUIDED QUILTING					
VINTAGE/Antique (40+ years)					
OTHER (MISC. QUILTED ITEMS)					

QUILT REGISTRATION

Please bring your quilts on Wednesday, March 20th between the hours of 1pm-7pm so that they can be properly displayed when the quilt show opens at 10am on Friday, March 22nd. Quilts may be picked up on Saturday, March 23rd between the hours of 5pm -7pm

PLEASE PROVIDE ALL THE FOLLOWING INFORMATION -ADULT AND YOUTH (UNDER 18)

	EXAMPLE	QUILT 1	QUILT 2	QUILT 3	QUILT 4
SIZE (LENGTH X WIDTH)	42 X 55Y				
MACHINE PIECED	X				
STATIONARY MACHINE QUILTED	X				
Ugly Quilt					
Youth, 18 and Under Projects					
Baby/Throw Quilts					
Misc./Other					

Is there any history or story you would like to share about your quilt?

Name: _____

Address: _____

Send copy of form to:
University of Kentucky
Agricultural Communications Services
131 Scovell Hall
Lexington, KY 40546-0064

E-mail: _____

ADULT

☐ **General Use** ☐ Specific Project: _____

I, (print full name) _____, being eighteen (18) years of age or over, hereby grant permission to the University of Kentucky and its affiliates and subsidiaries, including but not limited to the UK Alumni Association, UK Athletics Association, and UK Research Foundation, to interview, photograph, and/or videotape me; and/or to supervise any others who may do the interview, photography, and/or videotaping; and/or to use and/or permit others to use information from the aforementioned interview and/or the aforementioned images in educational and promotional activities for the following without compensation:

Please check all that apply:

☐ UK Educational Publications/Videos

☐ UK Electronics Publishing (e.g., World Wide Web)

☐ UK Promotion/Advertising

☐ Local/Regional/National News Media
(w/permission of UK)

Signature: _____ *Signature* Date: _____

Witness: _____ *Signature* Date: _____

MINOR CHILD

☐ **General Use** ☐ Specific Project: _____

I, (print full name) _____, hereby grant permission to the University of Kentucky and its affiliates and subsidiaries, including but not limited to the UK Alumni Association, UK Athletics Association, and UK Research Foundation to interview, photograph, and/or videotape my minor child, _____, and/or to supervise any others who may do the interview, photography, and/or videotaping; and/or to use and/or permit others to use information from the aforementioned interview and/or the aforementioned images in educational and promotional activities for the following without compensation:

Please check all that apply:

☐ UK Educational Publications/Videos

☐ UK Electronics Publishing (e.g., World Wide Web)

☐ UK Promotion/Advertising

☐ Local/Regional/National News Media
(w/permission of UK)

Signature of Parent or Guardian: _____ *Signature* Date: _____

Relationship: _____

Witness: _____ *Signature* Date: _____