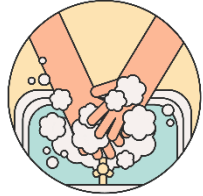



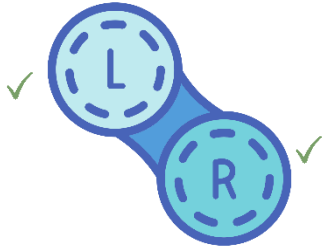
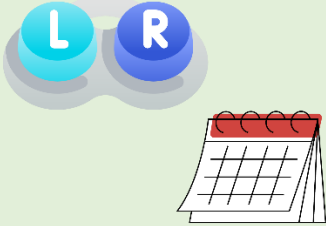


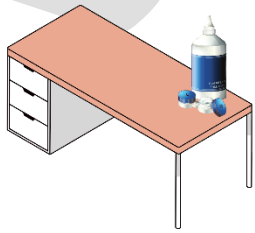







## DO'S



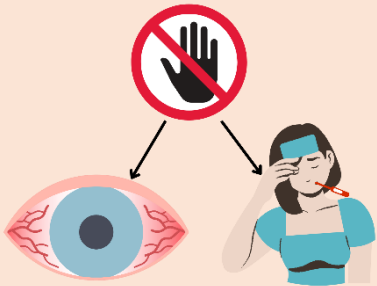
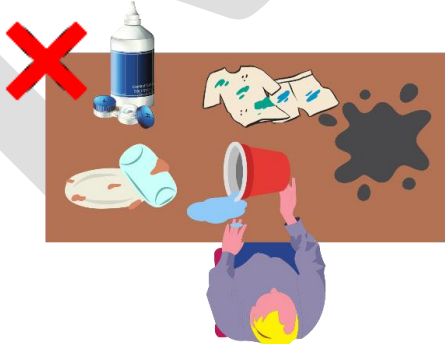
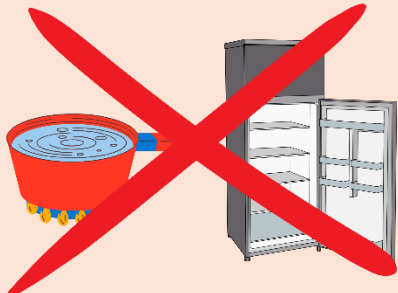
✓	Always wash your hands properly with clean water and a non-scented, non-moisturizer soap.	
✓	Apply your lenses before applying your makeup	
✓	Remove your lenses before removing your makeup.	
✓	Use a clean, lint-free towel or tissue to dry your hands completely.	
✓	It is important to check the correct eye before wearing a contact lens.	

✓	You should clean, rinse, and air dry your lens case daily with the provided lens solution and replace it every month.	
✓	You must clean your lenses only with the lens care solution provided to you.	
✓	It is a good practice to change the lens case solution every day, even when you are not wearing lenses.	
✓	Make sure the lens case and solution are stored in a dry, clean area.	
✓	Consult your Optometrist for follow-ups, aftercare and eye examination on a regular basis.	
✓	Using the correct pair of spectacles is essential after removing the lenses.	

✓	In case of discomfort, redness, irritation after using the lenses, consult your optometrist immediately.	 <p>The illustration shows a large eye with red, irritated conjunctiva. To the right, a doctor in a white coat and glasses points upwards with his right hand. Above the doctor are three icons: a red 'ATTENTION' stamp, a smartphone with a red cross and a plus sign, and a red triangular warning sign with a black exclamation mark.</p>
✓	After removing your lenses, clean them thoroughly and store them in the solution-filled clean lens case.	 <p>The illustration depicts a person with red hair sitting at a desk, focused on cleaning a contact lens. They are using a small bottle of cleaning solution and a lens case. A laptop is open in front of them, and a small bottle of solution sits on the desk next to them.</p>
✓	Disinfect the plungers regularly as recommended by your optometrist, and replace them when necessary.	 <p>The illustration shows two green, funnel-shaped plungers. One is standing upright, and the other is lying horizontally next to it. They appear to be made of a translucent green plastic material.</p>

## *DONT'S*

✗	Do not use hand sanitizer before handling the lenses.	
✗	Do not sleep or nap with your lenses on.	
✗	You must not take bath or swim with your lenses on.	
✗	Do not use tap, packaged, non-sterile or filter or any type of water to clean or store your lenses and your lens case.	
✗	Do not use any eye drops on your lenses unless recommended by your Optometrist.	

✗	Do not use fingernails or tweezers to remove your lenses. Use the appropriate plungers provided.	
✗	Do not use expired contact lens solution.	
✗	Do not wear your lenses if you are suffering from viral fever, if you are unwell or have red eyes.	
✗	Do not place your lenses and plungers on any unhygienic surface.	
✗	Do not heat, boil or refrigerate your lenses and lens case.	
✗	Do not switch or share your lenses.	