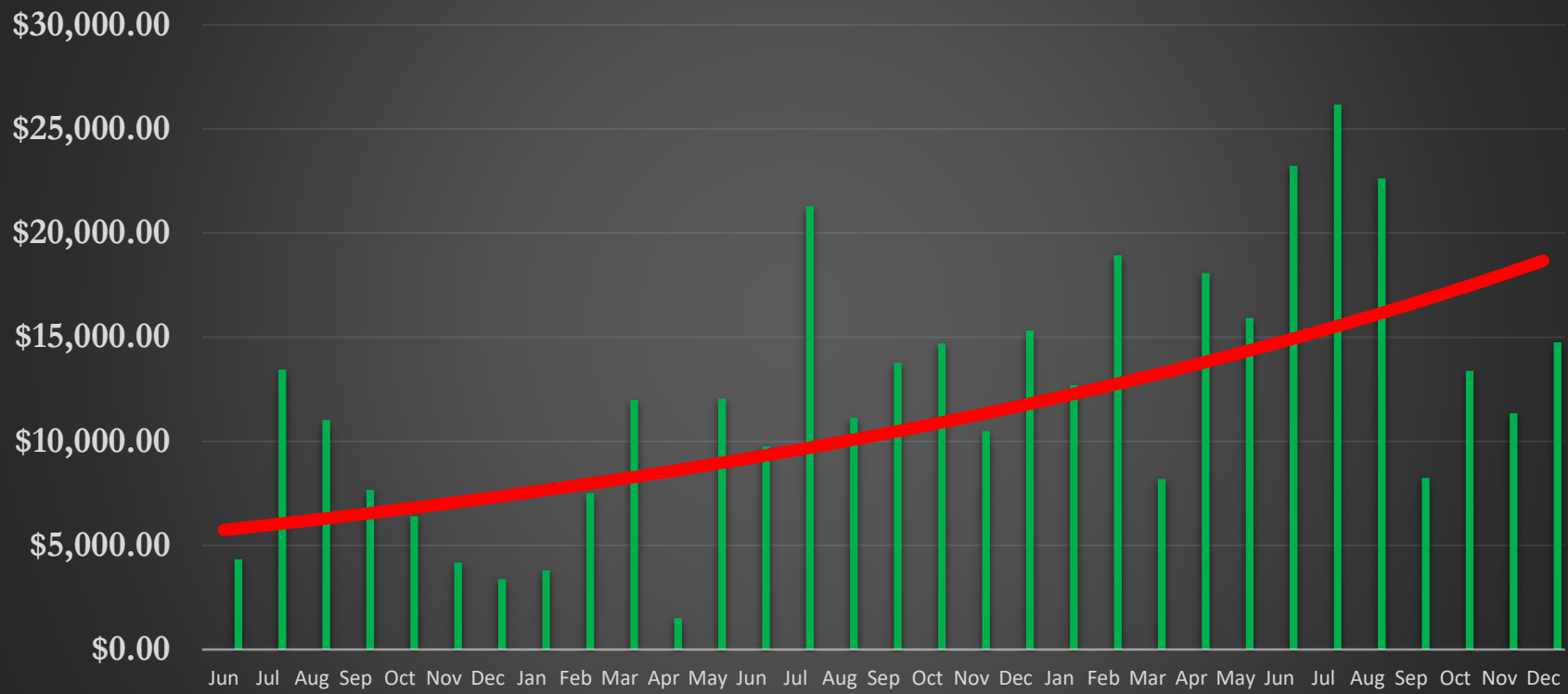


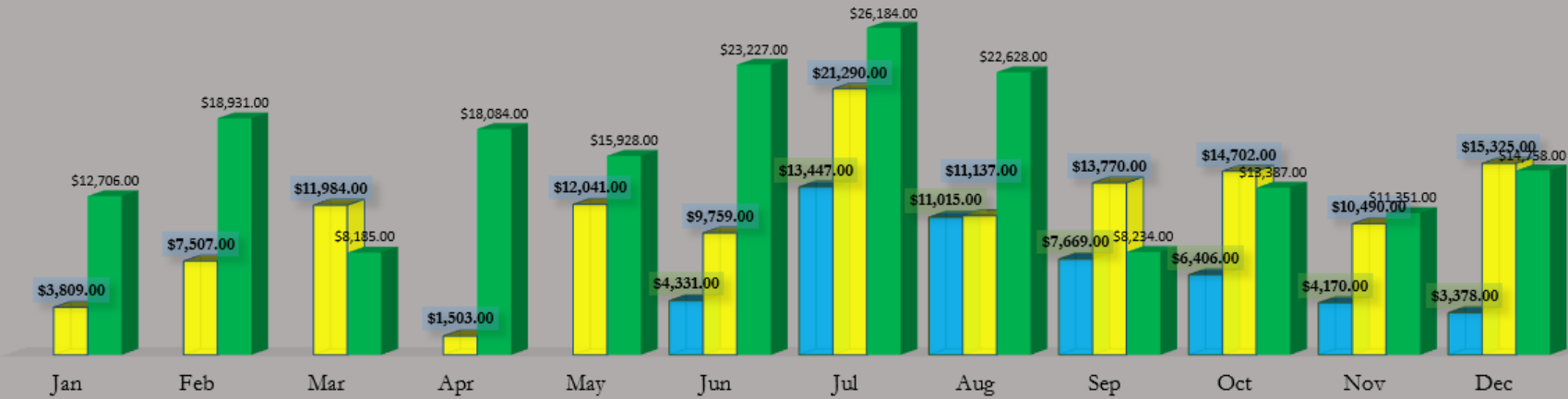
### CVR Revenue June 2020 to December 2022



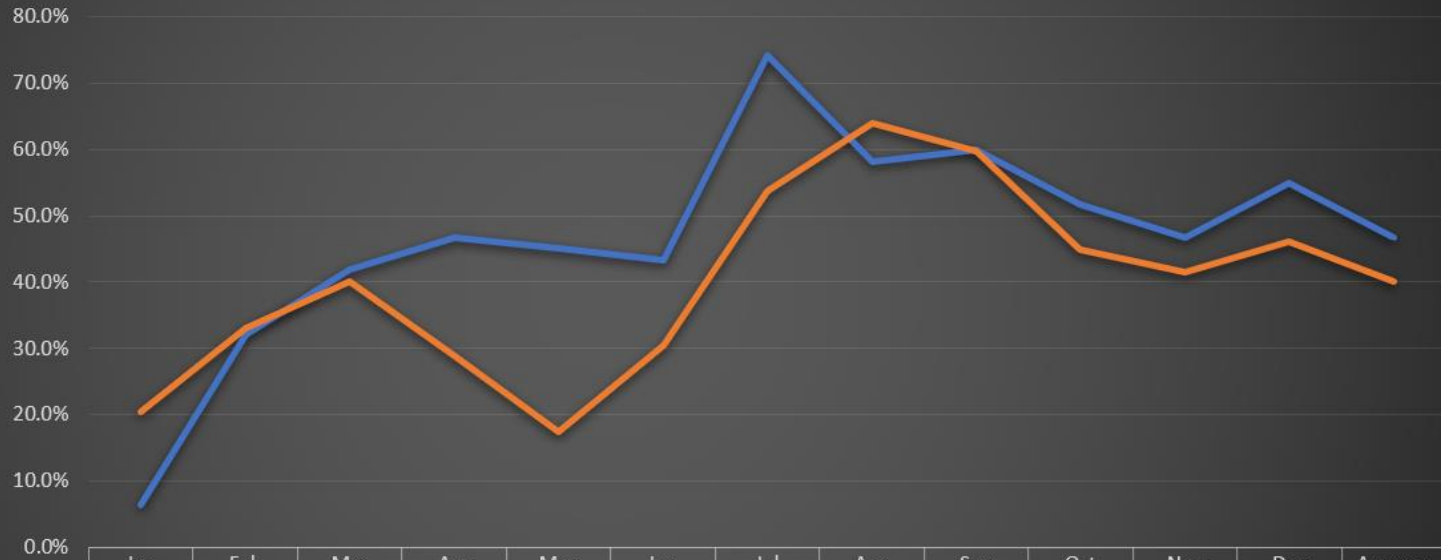
Search	Property (Vrbo)	Location	ADR	Sleeps	Sq.Ft	Occupancy	%	Est. Revenue (May)	Rank
1	Luxuriouse 4500 Sqft New House	West Hillhurst	\$598.00	20	4,500	16/31	51.6	\$9,568.00	3rd
2	<b>CVR</b>	Carbon	\$925.00	14	9,000	21/31	67.7	\$19,425.00	<b>1st</b>
3	Panorama Mountain Views	Canmore	\$628.00	14	2600	15/31	48.4	\$9,420.00	4th
4	15 minutes from Waterton	Mountain View	\$650.00	25	2800	3/31	9.7	\$1,950.00	7th
5	The Villa with a View	Rocky View County	\$1,000.00	16	10000	18/31	61.3	\$18,000.00	2nd
6	Private Luxurious Badlands Ranch House	County of Paintearth	\$800.00	16	3700	5/31	16.1	\$4,000.00	6th
7	The Lodge at Coliseum Mountain Resort	Nordegg	\$795.00	14	???	1/31	3.2	\$795.00	9th
8	Small / Large Group Lodge	Mountain View	\$875.00	40	6000	8/31	25.8	\$7,000.00	5th
9	Reunion Cabin	Cardston County	\$300.00	24	2400	3/31	9.7	\$900.00	8th
10	Larkspur Lodge-Hillcrest Mines	Hillcrest Mines	\$210.00	14	2600	10 of 31	32.3	\$630.00	10th
Search	Property (Airbnb)	Location	ADR	Sleeps	Sq.Ft	Occupancy	%	Est. Revenue (May)	
1	<b>CVR</b>	Carbon	\$925.00	14	9,000	21/31	67.7	\$19,425.00	<b>1st</b>
2	PARQ by SAMARAR RESORT	Canmore	\$436.00	15	???	16/31	51.6	\$6,976.00	4th
3	Beautiful Lakefront House	Gainford	\$510.00	16	???	14/31	45.2	\$7,140.00	3rd
4	Boho Retreat	Calgary	\$488.00	16	???	16/31	51.6	\$7,808.00	2nd
5	Farmhouse and Smarthome	Sherwood Park	\$348.00	16	???	7 of 31	22.6	\$2,436.00	8th
6	Mountain Vacation	Cardston	\$495.00	16	3600	10/31	32.3	\$4,950.00	5th
7	Private Lake House Mansion	Slave Lake	\$449.00	16	???	0/31	0.0	\$0.00	9th
8	Sylvan Lake	Sylvan Lake	\$273.00	16	???	0/31	0.0	\$0.00	10th
9	Lakewater Estate	Alberta Beach	\$988.00	16	5000	3/31	9.7	\$2,964.00	6th
10	The Ultimate Cabin Getaway	Mulhurst	\$680.00	14	???	4 of 31	12.9	\$2,720.00	7th

CVR REVENUE COMPARISON BY MONTH      JUNE 2020 - DECEMBER 2022

■ 2020   ■ 2021   ■ 2022



### CVR vs Alberta Resorts Occupancy 2021



	Jan	Feb	Mar	Apr	May	Jun	Jul	Aug	Sep	Oct	Nov	Dec	Average
Occupancy CVR	6.5%	32.1%	41.9%	46.7%	45.2%	43.3%	74.2%	58.1%	60.0%	51.6%	46.7%	54.8%	46.8%
Occupancy Alberta Resorts	20.5%	33.0%	40.0%	28.8%	17.4%	30.4%	53.7%	63.9%	59.8%	44.8%	41.5%	46.0%	40.0%