














CLASS RACING FLAGS

Flag/Shape	Name	Class
	O	Sandpiper
	V	Auxiliary / PHRF
	H	Hobie Cat 16
	F	Special Class

STARTING SEQUENCE

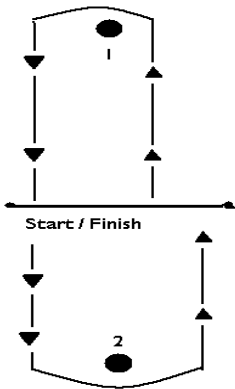
Flag/Shape	Name	Sounds	Meaning
Class Flag Raised	Warning	Cannon	5 Minutes to Start
 P Flag Raised	Preparatory Raised	Cannon	4 Minutes to Start
 P Flag Lowered	Preparatory Lowered	Horn	1 Minute to Start
Class Flag Lowered	Start	Cannon	Start

ADDITIONAL CODE FLAGS AND USAGE

Flag/Shape	Name	Sounds	Meaning
	X	1 when Raised	Individual Recall
	First Substitute	2 when Raised 1 when Lowered	General Recall
	AP	2 when Raised 1 when Lowered	Postponement
	M	Repetitive	Mark Missing
	N	3 when Raised 1 when Lowered	Abandonment Return to Shore
	S	2 when Raised	Shorten Course
	Y	1 when Raised	Life Jacket Required

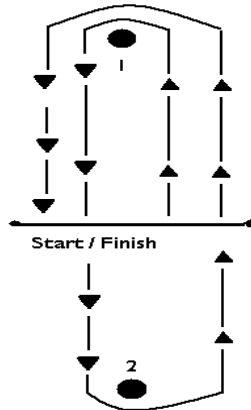
PORTABLE MARK COURSES

1



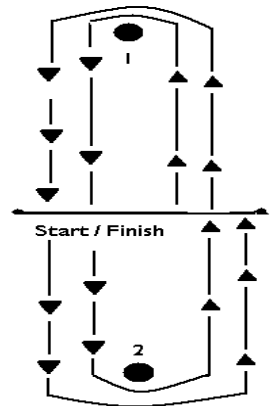
Start - 1 - 2 - Finish

2



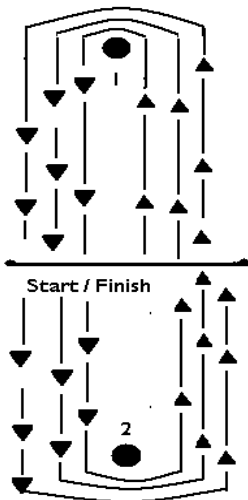
Start - 1 - 2 - 1 - Finish

3



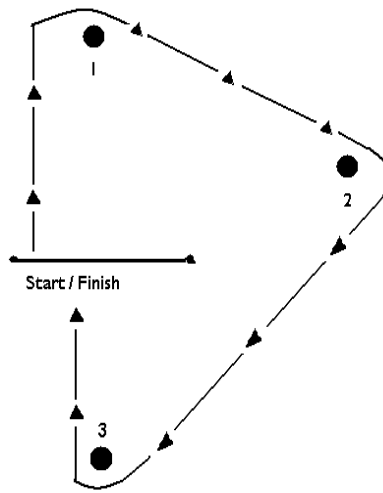
Start - 1 - 2 - 1 - 2 - Finish

4



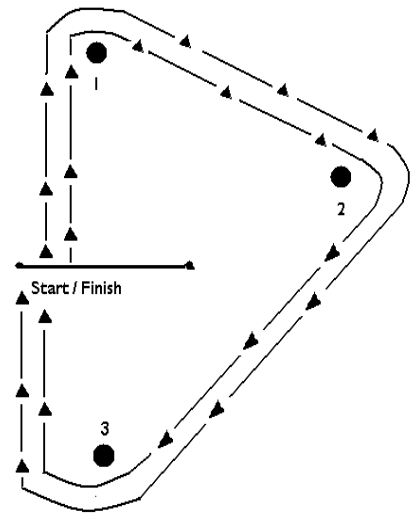
Start - 1 - 2 - 1 - 2 - 1 - 2 - Finish

5



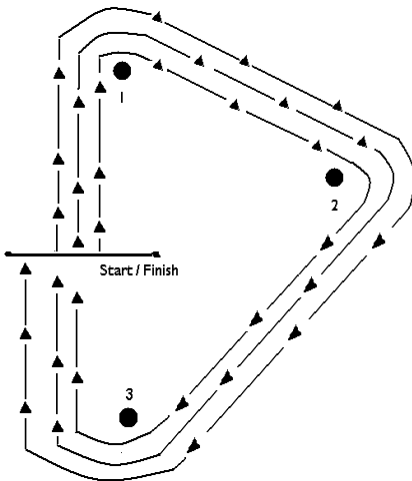
Start - 1 - 2 - 3 - Finish

6



Start - 1 - 2 - 3 - 1 - 2 - 3 - Finish

7



Start - 1 - 2 - 3 - 1 - 2 - 3 - 1 - 2 - 3 - Finish

PORTABLE MARK ADDENDUM

When courses 1 - 7 are signaled, the Portable Mark Course addendum will apply.

Course rounding will be signaled by a "P" for Port or "S" for Starboard below the Class placard and number of course to be sailed by that Class.

A gate may be employed on any windward-leeward course. When there is a gate, boats shall sail between the gate marks from the direction of the previous mark and round either gate mark. Use of a gate will be signaled by display of a placard "G" following the course rounding signal.

Rule 12.3 (ALL BOATS MUST SAIL ON THE NORTHEAST SIDE OF INFLATABLE MARK "K") is still in effect.