



IKAB SECURITIES & INVESTMENT LTD.

Regd. Off.: Raja Bahadur Compound, Building No. 5, 2nd Floor, 43 Tamarind Lane, Fort, Mumbai 400 001.
☎ 4046 3500 / 01 • Fax : 4046 3502 • E-mail : info@ikabsecurities.com
CIN No. : L17100MH1991PLC059848 • Website : www.ikabsecurities.com

Introductory sub-table II(a)

Name of the Company: IKAB SECURITIES & INVESTMENT LIMITED			
Scrip Code: 514238 Name of the Scrip: IKAB Class of Security: EQUITY			
Quarter ended: 31.12.2014			
Partly paid-up shares:-	No. of partly paid-up shares	As a % of total no. of partly paid-up shares	As a % of total no. of shares of the company
Held by promoter/promoter group	0	0	0
Held by public	0	0	0
Total - D	0	0	0
Outstanding convertible securities:-	No. of outstanding securities	As a % of total no. of outstanding convertible securities	As a % of total no. of shares of the company, assuming full conversion of the convertible securities
Held by promoter/promoter group	0	0	0
Held by public	0	0	0
Total - E	0	0	0
Warrants:-	No. of warrants	As a % of total no. of warrants	As a % of total no. of shares of the company, assuming full conversion of warrants
Held by promoter/promoter group	0	0	0
Held by public	0	0	0
Total - F	0	0	0
Total paid-up capital of the company, assuming full conversion of warrants and convertible securities		3416400	




IKAB SECURITIES & INVESTMENT LTD.


Regd. Off.: Raja Bahadur Compound, Building No. 5, 2nd Floor, 43 Tamarind Lane, Fort, Mumbai 400 001.
 © 4046 3500 / 01 • Fax : 4046 3502 • E-mail : info@ikabsecurities.com
 CIN No. : L17100MH1991PLC059848 • Website : www.ikabsecurities.com

Statement Showing Shareholding Pattern								
Category code	Category of Shareholder	Number of Shareholders	Table (I)(a)		Total shareholding as a percentage of total number of shares		Shares Pledged or otherwise encumbered	
			Total number of shares	Number of shares held in dematerialized form	As a percentage of (A+B) ¹	As a percentage of (A+B+C)	Number of shares	As a percentage
(I)	(II)	(III)	(IV)	(V)	(VI)	(VII)	(VIII)	(IX)= (VIII)/(IV)*100
(A)	Shareholding of Promoter and Promoter							
1	Indian							
(a)	Individuals/ Hindu Undivided Family	6	1660573	1660573	48.61	48.61	0	0.00
(b)	Central Government/ State Government(s)	0	0	0	0.00	0.00	0	0.00
(c)	Bodies Corporate	3	150000	150000	4.39	4.39	0	0.00
(d)	Financial Institutions/ Banks	0	0	0	0.00	0.00	0	0.00
(e)	Any Others(Specify)	0	0	0	0.00	0.00	0	0.00
(e-i)					0.00	0.00		0.00
(e-ii)					0.00	0.00		0.00
	Sub Total(A)(1)	9	1810573	1810573	53.00	53.00	0	0.00
2	Foreign							
a	Individuals (Non-Residents Individuals/	0	0	0	0.00	0.00	0	0.00
b	Bodies Corporate	0	0	0	0.00	0.00	0	0.00
c	Institutions	0	0	0	0.00	0.00	0	0.00
d	Qualified Foreign Investor	0	0	0	0.00	0.00	0	0.00
d-i	Any Others(Specify)	0	0	0	0.00	0.00	0	0.00
	Sub Total(A)(2)	0	0	0	0.00	0.00	0	0.00
	Total Shareholding of Promoter and	9	1810573	1810573	53.00	53.00	0	0.00
(B)	Public shareholding							
1	Institutions							
(a)	Mutual Funds/ UTI	0	0	0	0.00	0.00	0	0
(b)	Financial Institutions / Banks	0	0	0	0.00	0.00	0	0
(c)	Central Government/ State Government(s)	0	0	0	0.00	0.00	0	0
(d)	Venture Capital Funds	0	0	0	0.00	0.00	0	0
(e)	Insurance Companies	0	0	0	0.00	0.00	0	0
(f)	Foreign Institutional Investors	0	0	0	0.00	0.00	0	0
(g)	Foreign Venture Capital Investors	0	0	0	0.00	0.00	0	0
(h)	Qualified Foreign Investor	0	0	0	0.00	0.00	0	0
(h-i)	Any Other (specify)	0	0	0	0.00	0.00	0	0
	Sub-Total (B)(1)	0	0	0	0.00	0.00	0	0

(Signature)


IKAB SECURITIES & INVESTMENT LTD.

B 2	Non-institutions						0	0
(a)	Bodies Corporate	14	227143	218943	6.65	6.65	0	0
(b)	Individuals				0.00	0.00	0	0
I	Individuals -i. Individua shareholders holding	1005	246416	88116	7.21	7.21	0	0
II	ii. Individual shareholders holding nominal	14	1049443	1049443	30.72	30.72	0	0
(c)	Qalified Foregin Investor	0	0	0	0.00	0.00	0	0.00
(d)	Any Other (specify)							
(d-i)	Others	0	0	0	0.00	0.00	0	0
(d-ii)	Clearing member	0	0	0	0.00	0.00	0	0
(d-iii)	NRIs	0	0	0	0.00	0.00	0	0
(d-iv)	NRI Corp Bodies	0	0	0	0.00	0.00	0	0
(d-v)	Foreign Corp Bodies (Including FDI)	0	0	0	0.00	0.00	0	0
(d-vi)	Customers	0	0	0	0.00	0.00	0	0
(d-vii)	Suppliers	0	0	0	0.00	0.00	0	0
(d-viii)	Foreign Nationals	0	0	0	0.00	0.00	0	0
(d-ix)	Trusts	0	0	0	0.00	0.00	0	0
(d-x)	Directors Relatives	3	79700	79700	2.33	2.33	0	0
(d-xi)	Hindu Undivided Families	12	3125	3125	0.09	0.09	0	0
	Sub-Total (B)(2)	1048	1605827	1439327	47.00	47.00	0	0
(B)	Total Public Shareholding (B)=	1048	1605827	1439327	47.00	47.00	0	0
	TOTAL (A)+(B)	1057	3416400	3249900	100.00	100.00	0	0
(C)	Shares held by Custodians and against							
1	Promoter and Promoter Group	0	0	0	0	0.00	0	0.00
2	Public	0	0	0	0	0.00	0	
	Sub-Total (C)	0	0	0	0	0	0	
	GRAND TOTAL (A)+(B)+(C)	1057	3416400	3249900	100.00	100.00	0	0.00






IKAB SECURITIES & INVESTMENT LTD.

(I)(b) Statement showing holding of securities (including shares, warrants, convertible securities) of persons belonging to the category "Promoter and Promoter Group"

Sr.	Name of the shareholder	Details of Shares held			Encumbered shares (*)			Details of warrants		Details of convertible securities		Total shares (including underlying shares assuming full conversion of warrants and convertible securities) as a % of diluted share capital
		No. of shares held	As a % of grand total (A)+(B)+(C)	No.	As a percentage	As a % of grand total (A)+(B)+(C) of sub-clause (I)(a)	Number of warrants held	As a % total number of warrants of the same class	Number of convertible securities held	As a % total number of convertible securities of the same class		
No.	(I)	(II)	(IV)	(V)	(VI)=(V)/(II)*100	(VII)	(VIII)	(IX)	(X)	(XI)	(XII)	
1	ARCHANA BAGRI	35200	1.03	0	0.00	0.00	0	0	0	0	1.03	
2	ANILKUMAR INDRAKUMAR BAGRI	185100	5.42	0	0.00	0.00	0	0	0	0	5.42	
3	INDRA KUMAR BAGRI	1010678	29.58	0	0.00	0.00	0	0	0	0	29.58	
4	ABHISHEK INDRAKUMAR BAGRI	224595	6.57	0	0.00	0.00	0	0	0	0	6.57	
5	SAVITRIDEVI MANGALCHAND JAJOO	20000	0.59	0	0.00	0.00	0	0	0	0	0.59	
6	AMITKUMAR INDRAKUMAR BAGRI	185000	5.42	0	0.00	0.00	0	0	0	0	5.42	
7	LINKERS ENCLAVE PVT. LTD	25000	0.73	0	0.00	0.00	0	0	0	0	0.73	
8	OASIS SECURITIES LTD	100000	2.93	0	0.00	0.00	0	0	0	0	2.93	
9	TUSCON TOWERS PVT LTD	25000	0.73	0	0.00	0.00	0	0	0	0	0.73	
	TOTAL	1810573	53.00	0	0.00	0.00	0	0	0	0	53.00	

(*) The term "encumbrance" has the same meaning as assigned to it in regulation 28(3) of the SAST Regulations, 2011






(I)(c)(i) Statement showing holding of securities (including shares, warrants, convertible securities) of persons belonging to the category "Public" and holding more than 1% of the total number of shares

Sr. No.	Name of the shareholder	Number of shares held	Shares as a percentage of total number of shares (i.e., Grand Total (A)/(B)+(C) indicated in Statement at para (I)(a) above)	Details of warrants		Details of convertible securities		Total shares (including underlying shares assuming full conversion of warrants and convertible securities) as a % of diluted share capital
				Number of warrants held	As a % total number of warrants of the same class	Number of convertible securities held	% w.r.t total number of convertible securities of the same class	
1	SKP SECURITIES LIMITED	170000	4.98	0	0	0	0	4.98
2	NARESH KHANDELWAL	94800	2.77	0	0	0	0	2.77
3	RADHE SHYAM BHARTIA	45000	1.32	0	0	0	0	1.32
4	VINOD KUMAR BAGRI	85790	2.51	0	0	0	0	2.51
5	SHIVKUMAR DAMANI	214838	6.29	0	0	0	0	6.29
6	RANGNATH SOMANI	83265	2.44	0	0	0	0	2.44
7	BALESH KUMAR BAGREE	129900	3.80	0	0	0	0	3.80
8	MADHUSHREE BAGREE	60000	1.76	0	0	0	0	1.76
9	KANAK BHARTIA	38000	1.11	0	0	0	0	1.11
10	VINEET WADHWA	62000	1.81	0	0	0	0	1.81
11	NAMRATA KHANDELWAL	144500	4.23	0	0	0	0	4.23
TOTAL		1128093	33.02	0	0	0	0	33.02



(f)(c)(ii) Statement showing holding of securities (including shares, warrants, convertible securities) of persons (together with PAC) belonging to the category "Public" and holding more than 5% of the total number of shares of the company

Sr. No.	Name(s) of the shareholder(s) and the Persons Acting in Concert (PAC) with them	Number of shares	Shares as a percentage of total number of shares (i.e., Grand Total (A)+(B)+(C) indicated in Statement at para (f)(a) above)	Details of warrants		Details of convertible securities		Total shares (including underlying shares assuming full conversion of warrants and convertible securities) as a % of diluted share capital
				Number of warrants	As a % total number of warrants of the same class	Number of convertible securities held	% w.r.t total number of convertible securities of the same class	
1	SHIVKUMAR DAMANI	214838	6.29	0	0	0	0	6.29
TOTAL		214838	6.29	0	0	0	0	6.29





(1)(d) Statement showing details of locked-in shares

Sr. No.	Name of the shareholder	Number of locked-in shares	Locked-in shares as a percentage of total number of shares (i.e., Grand Total (A)+(B)+(C) indicated in Statement at para 1)(a) above}	Promoter/Promoter Group/Public
	NIL	0	0.00	
TOTAL		0	0.00	






(II)(a) Statement showing details of Depository Receipts (DRs)

Sr. No.	Type of outstanding DR (ADRs, GDRs, SDRs, etc.)	Number of outstanding DRs	Number of shares underlying outstanding DRs	Shares underlying outstanding DRs as a percentage of total number of shares (i.e., Grand Total (A)+(B)+(C) indicated in Statement at para (I)(a) above)
1	NIL			0.00
2				0.00
3				0.00
TOTAL		0	0	0.00



(II)(b) Statement showing holding of Depository Receipts (DRs), where underlying shares held by "promoter/promoter group" are in excess of 1% of the total number of shares

Sr. No.	Name of the DR Holder	Type of outstanding DR (ADRs, GDRs, SDRs, etc.)	Number of shares underlying outstanding DRs	Shares underlying outstanding DRs as a percentage of total number of shares (i.e., Grand Total (A)+(B)+(C) indicated in Statement at para (I)(a) above)
1	NIIL			0.00
2				0.00
3				0.00
TOTAL			0	0.00





IKAB SECURITIES & INVESTMENT LTD.

III (a) Statement showing the voting pattern of shareholders, if more than one class of shares/securities is issued by the issuer.
(Give description of voting rights for each class of security Class X, Class Y, Class Z)

Category code	Category of shareholder	Number of Voting Rights held in each class of securities			Total Voting Rights (III+IV+V)	Total Voting Rights (VI)	
		Class X (III)	Class Y (IV)	Class Z (V)		As a % of (A+B) (VII)	As a % of (A+B+C) (VIII)
(I)	(II)	(III)	(IV)	(V)	(VI)	(VII)	(VIII)
(A)	Promoter and Promoter Group						
(1)	Indian						
(a)	Individuals/Hindu Undivided Family						
(b)	Central/State Government(s)						
(c)	Bodies Corporate						
(d)	Financial Institutions/Banks						
(e)	Any Other (specify)						
	Sub-Total (A) (1)	N.A.	N.A.	N.A.	N.A.	N.A.	N.A.
(2)	Foreign						
(a)	Individuals (Non Resident/Foreign)						
(b)	Bodies Corporate						
(c)	Institutions						
(d)	Any Other (specify)						
	Sub-Total (A)(2)	N.A.	N.A.	N.A.	N.A.	N.A.	N.A.
	Total Shareholding of Promoter and Promoter Group (A)=(A)(1) + (A)(2)						
(B)	Public Shareholding						
(1)	Institutions						
(a)	Mutual Funds/UTI						
(b)	Financial Institutions/Banks						
(c)	Central/State Government(s)						
(d)	Venture Capital Funds						
(e)	Insurance Companies						
(f)	Foreign Institutional Investors						
(g)	Foreign Venture Capital Investors						
(h)	Any Other (specify)						
	Sub-Total (B) (1)	N.A.	N.A.	N.A.	N.A.	N.A.	N.A.
(2)	Non Institutions						
(a)	Bodies Corporate						
(b)	Individuals						
	i. Individual shareholders holding nominal share capital upto Rs. 1 lakh						
	ii. Individual shareholders holding nominal share capital in excess of Rs. 1 lakh.						
(c)	Any Other (specify)						
	Sub-Total (B) (2)	N.A.	N.A.	N.A.	N.A.	N.A.	N.A.
	TOTAL (A) + (B)	N.A.	N.A.	N.A.	N.A.	N.A.	N.A.
(C)	Shares held by Custodians and against which Depository Receipts have been issued						
	GRAND TOTAL (A)+(B)+(C)	N.A.	N.A.	N.A.	N.A.	N.A.	N.A.