


# **2018 M-40 DEMOLITION DERBY RULES** **MINI VAN RULES**


**\*\* READ ALL OF THESE RULES, THERE HAVE BEEN MANY CHANGES!!! \*\***




**GENERAL / COMPETITION / SAFETY RULES:**




 **You may run any 4 or 6 cylinder FWD only. No Rear wheel drive cars allowed in this class**


 **(A.) You must wear a safety belt and a Z-90 full face helmet including chin guard. (Snell 95 or newer)**


 **(B.) Full Fire suit, gloves and racing shoes are highly recommended!! Leather shoes/boots, long sleeve shirts and pants are required!**


 **(C.) Goggles or face shields required no exceptions.**

 **(D.) Vehicles must have working brakes at all times.**

 **(E.) All boundaries must be observed.**

 **(F.) NO DRINKING of alcoholic beverages in the pits or by anyone having a pit pass. Anyone found under the influence of alcohol or drugs will be DQ'd. Drivers are responsible for the crews and friends/family.**

 **(G.) Cars are not permitted in the competition area before the heat in which they are in.**

 **(H.) A vehicle will be DQ'd if the driver's door comes open.**



**(I.) ONE MINUTE TIME LIMIT IS ENFORCED FOR RE-STARTS AND MAKING COMPETITIVE**

**CONTACT WITH ANOTHER CAR. HITS MUST BE AGGRESSIVE.** Simple contact within the time limit does not constitute combat and will be considered sandbagging. sandbagging will not be tolerated.



**(J.) All cars should be removed from the track 1 hour following the show. We will go out of our way to make arrangements for you to get your car if you are double hauling, however any car left after one week will become the property of MDDA motorsports.**



**(K.) All competitors must stay in their derby area, until told to move!**



**(L.) Must have a fire extinguisher within reach of the driver. Min. size 2.5lbs.**



**(M.) All cars must pass tech inspections one (1) hour before the show!!!!**



**(N.) You must be able to prove ownership of your vehicle to law enforcement authorities if requested. Cars left behind must forfeit title to management.**



**(O.) A time limit may be imposed on all events.**



**(P.) you will be allowed one rollover, the second rollover will be grounds for disqualification.**



**(Q.) Drivers must remain in the vehicle with helmet, seatbelt and eye protection on until notified by an official that it is safe to exit the vehicle.**



**(R.) Driver's door hits are illegal. If the hit is deemed by the official to be careless or intentional, you will be disqualified. If you use your driver's door as a defense, we will not enforce the rules. If you use the door defense repeatedly you will be disqualified.**



(S.) You are allowed one fire; second fire will be cause for disqualification.

### 1. Dash may be removed.



-Body-



:

•Body creasing/enhancing of existing body lines and addition of body lines is allowed to the sides of the car only. Do not fold the metal over to create a doubled effect; any spot with 4 layers of sheet metal will be torched out completely. No doubling of any body panels allowed, no added metal allowed. Rusted out holes in your floor may be patched with sheet metal where components will be mounted or for drivers safety, sheet metal only. No other sheet metal patching is allowed unless it is a safety issue. You may not patch clean and solid floors. Holes may be cut in the floor & firewall to accommodate the shifter, fuel lines, and transmission lines.



-Fuel System-



•Stock gas tank can be used but must be moved inside the car. If changed to inside it must be a metal fuel cell no exceptions. Must be secured properly and no fuel leakage. Aftermarket tanks are allowed.



-Battery-



:

•Battery must be relocated to inside of car but must be secured properly on the passenger floorboard or a battery box built off the cage.(1 automotive battery)



-Hood & Windshield-



•Hood must have a 12" hole cut in it to extinguish fires. Hood must open for inspection and must remain on hinges. You can use 6 pieces of chain 3/8" thick wrapped 1 time only, hood to fender, 2 may be used from hood to bumper, but this will count as 2 of your 6 spots allowed. Or you can use 9 wire the same way with 2 wraps per fastening spot. Must have windshield bar from top of windshield to top of fire wall you can use 9 wire, chain or 3 inch flat metal. 2 max in this area.



-Trunk-



•Trunks must be on hinges. You can use 6 pieces of chain 3/8 in thick and only wrap it around the sheet metal of the trunk lid and quarter panel 1 time only!! 2 pieces can be used from trunk lid to bumper, but this counts as 2 spots of the 6 allowed. Or you can use 9 wire the same way with 2 wraps per fastening spot. You can tuck 50% of trunk lid only or remove trunk lid completely.



## **-BUMPERS-**



•Bumpers can be bolted on with two  $\frac{3}{4}$  x 8 inch althread with 3 inch washers. you can also use nine wire or chain along with bolting, or you may weld the bumper. If welding do not get crazy!! You may use 1/4" thick plates 6"x6" to weld on the frame area to mount the your bumper. Do not wrap the plate down the sides of the frame or cover any holes on the side of the frame! You may change your bumper only using another OEM style bumper off of another vehicle. You are not allowed to welding any seams on the bumper. NO loaded bumpers! You may cut the ends off of each side to prevent the bumper from sticking out and that's it. No capping or playing the bumper ends!!!



## **-Doors-**



•you can use 6 pieces of chain 3/8 per door or 6 pieces of 9 wire per door with 3 wraps, or you may weld 6 pieces of metal no thicker 1/4" and 3" long x 2" wide. The drivers door may be welded solid for safety but is the only door you are allowed to do so!!



## **-Cage-**



•Safety bars are allowed and should include padding on the driver's side. All VERTICAL, DASH, and ROLL OVER bars can ONLY be a MAX of 3" round or 3"x3" square. DOOR and Door, front cowl, back bar behind seat can be a MAX of 3" round or 3"x3" square. You are allowed 4 VERTICAL bars and they may be welded to the floor, the front 2 cant be any further forward than the firewall in the STOCK location, the rear 2 can be no further back than 6" behind the front seats in the STOCK location. The seat bar can be NO more than 6" behind the seat; seat must be straight up and in the stock location. A halo bar is allowed behind the driver only (roll over bar may extend above the roof of the car, but must be at a 90 degree angle from the door bars – do not angle forward or back!). The halo bar can be connected to the roof in 2 spots only using 2" pieces of angle iron with 2 3/8" bolts to hold them in place. Your angle piece may not be any longer than 3". Dash bar MUST go over the steering column. A gas tank protector is allowed, 24"x6" inches, centered in the back seat area. There must be a 1" space between the back tank bar and all sheet metal, may not be attached to anything other than back seat bar. All HORIZONTAL cage bars must be a MINIMUM of 6" off the floor of the car, including the gas tank protector (measured at the body bolt elevation). You are allowed to have 2 door bars (on each side), 2 seat bars (both must be horizontal), 1 dash bar, 4 vertical bars, and 1 halo bar. All cage components must be in the interior of the car, not inside the door structure, with the exception of the halo bar ONLY. Safety bars are NOT allowed to be welded to ANY body panels, unless you are running a cage with no vertical down bars.



## **-TIRES-**



•Any tire may be used, no solid foam filled tires allowed, you may double tires if you wish to. You may run valve stem protectors. All wheel weights must be removed! Weld in centers may be used to fit universal style bolt patterns, 3/8" thick centers max!



### **-Suspension-**



- All suspension parts must remain OEM Stock!!! If you change suspension parts out of a different style car to add strength or height to your car, you will be loaded no questions about it!!! Absolutely no adding any rubber spacers or welding on the front or rear suspension to may it seem solid! It **MUST** remain 100% stock and bounce!



### **-FRAME-**



- Notching of frame is permitted but cannot be welded back together on the rear frame rails only. Absolutely no plating of the frame or body what so ever, if you show up with plates welded, you will be loaded!



### **-Equipment-**



- You may run aftermarket pedals, gas tank, and shifter if you wish to, but the steering column must remain stock.



### **-Engine-**



- The engine must remain stock and must be the original engine that came in for the make and year of car you wish to run! Absolutely no switching or modifying a fuel injection motor to be carbureted. No engine protectors allowed! You may run a header out of the hood if you choose to.

**THIS IS THE MAX OF WHAT YOU CAN DO ON YOUR CAR. DO NOT DO ANYMORE THAN THIS OR YOU WON'T BE RUNNING THIS CLASS.**



**\*\* OFFICIALS DECISION IS FINAL ON CONSTRUCTION AND SAFETY! \*\***



### **-OTHER-**



- Officials decision is final!!! Cars will be impounded after each heat. All competitors will be given the same amount of time to prepare their car for the feature. These are the rules; nothing more can to be done to the car.



**(IF YOU QUESTION ANYTHING ON YOUR CAR PLEASE CONTACT US!)**



**(Promoter / Head Official)**



**Justin Stambaugh - Cell number (574)-279-5581.**

**- You can either call or text with any questions you may have, or you can also contact me through Facebook, or my Email (Stambaugh33jr@yahoo.com) I would be more than happy to answer your questions!**



**REMEMBER**



**-These are not suggestions! This is not a menu! This is what you are allowed to do to prepare your car. Please do not try to read anything more into these rules.**



**“ PLAYING IN THE GREY AREAS OF THESE RULES WILL GET YOU**

**NOWHERE, BUT LOADED BACK ON YOUR TRAILER AND HEADING HOME!”**□

