
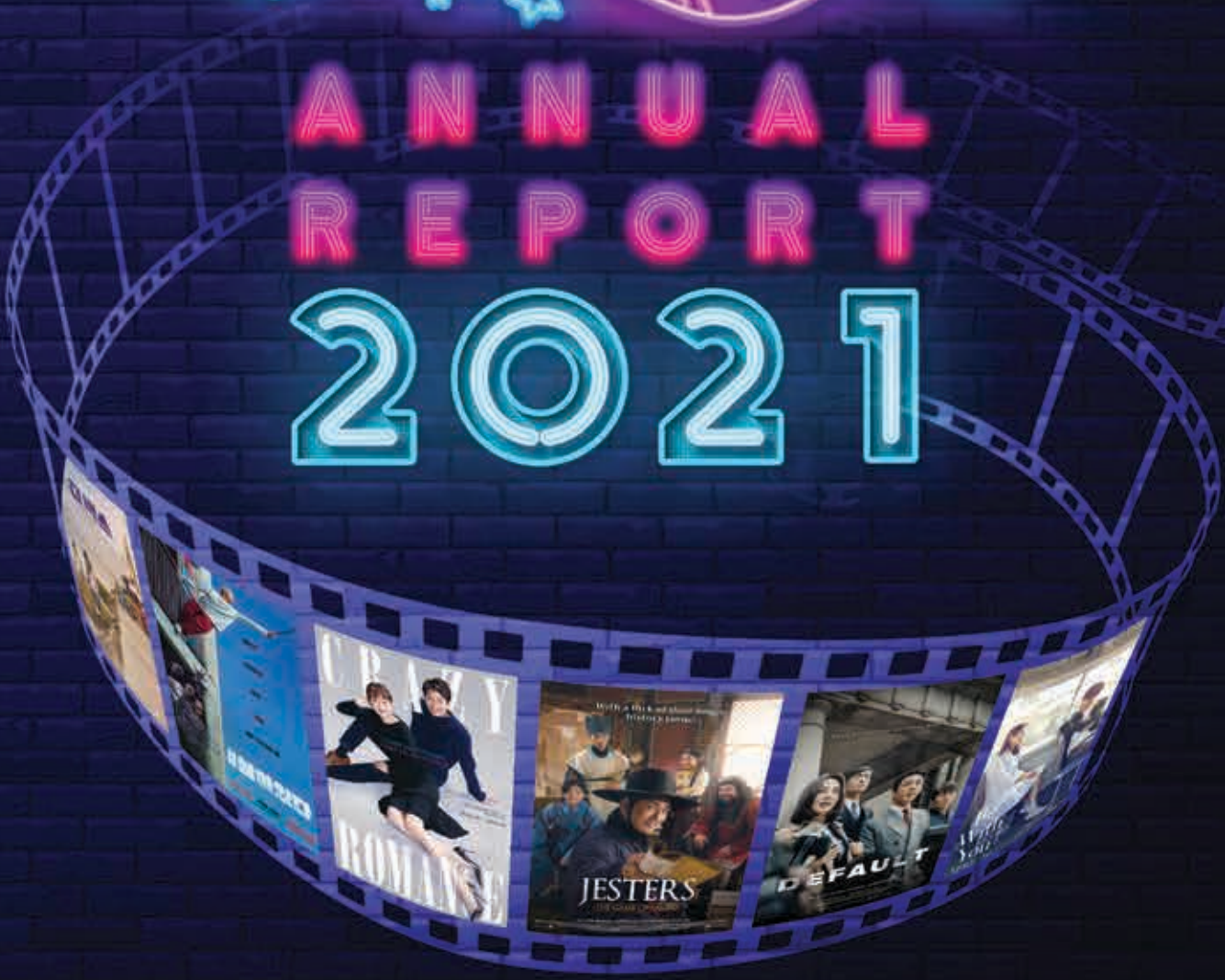


spackmanentertainmentgroup



ANNUAL
REPORT
2021



CORPORATE PROFILE

ABOUT SPACKMAN ENTERTAINMENT GROUP

Spackman Entertainment Group Limited (“SEGL” or the “Company”), and together with its subsidiaries, (the “Group”), is one of Korea’s leading entertainment production groups. SEGL is primarily engaged in the independent development, production, presentation, and financing of theatrical motion pictures in Korea.

Since its founding, SEGL had produced more than 30 major motion pictures including a number of the highest grossing and award-winning films in Korea, namely *#ALIVE* (2020), *CRAZY ROMANCE* (2019), *DEFAULT* (2018), *MASTER* (2016), *THE PRIESTS* (2015), *SNOWPIERCER* (2013), *COLD EYES* (2013) and *ALL ABOUT MY WIFE* (2012).

Our films are theatrically distributed and released in Korea and overseas markets, as well as for subsequent post-theatrical worldwide release in other forms of media, including online streaming, cable TV, broadcast TV, IPTV, video-on-demand, and home video/DVD, etc. Generally, we release our motion pictures into wide-theatrical exhibition initially in Korea, and then in overseas and ancillary markets.

The Group also invests into and produces Korean television dramas. In addition to our content business, we also own equity stakes in entertainment-related companies and film funds that can financially and strategically complement our existing core operations. SEGL is listed on the Catalist of the Singapore Exchange Securities Trading Limited under the ticker 40E.

Production Labels

SEGL owns Novus Mediacorp Co., Ltd. (“Novus Mediacorp”), an investor, presenter, and/or post-theatrical distributor for a total of 80 films (59 Korean and 21 foreign) including *ROSE OF BETRAYAL*, *THE OUTLAWS* and *SECRETLY, GREATLY*, which was one of the biggest box office hits of 2013 starring Kim Soo-hyun of *MY LOVE FROM THE STARS*, as well as *FRIEND 2: THE GREAT LEGACY*. In 2012, Novus Mediacorp was also the post-theatrical rights distributor of *ALL ABOUT MY WIFE*, a top-grossing romantic comedy produced by Zip Cinema. In 2018, *THE OUTLAWS*, co-presented by Novus Mediacorp broke the all-time highest Video On Demand (“VOD”) sales records in Korea. For more information, please visit <http://novusmediacorp.com>

The Company owns a 100% equity interest in Simplex Films Limited (“Simplex Films”) which is an early stage film production firm. The maiden film of Simplex Films, *JESTERS: THE GAME CHANGERS* (2019), was released in Korea on 21 August 2019. Simplex Films has several line-up of films including *HURRICANE BROTHERS* (working title).

The Company owns a 100% equity interest in Take Pictures Pte. Ltd. (“Take Pictures”) which produced *STONE SKIPPING* (2020) and *THE BOX* (2021), and shall release *A MAN OF REASON*, with the previous working title *GUARDIAN*, in 2022 tentatively.

The Company owns a 100% equity interest in Greenlight Content Limited (“Greenlight Content”) which is mainly involved in the business of investing into dramas and movies, as well as providing consulting services for the production of Korean content. Through the acquisition of Greenlight Content, the Group’s first co-produced drama, *MY SECRET TERRIUS*, starring top Korean star, So Ji Sub, achieved #1 in drama viewership ratings for its time slot and recorded double digits for its highest viewership ratings. Greenlight Content was one of the main investors of *MY SECRET TERRIUS*.

The Company owns a 20% equity interest in The Makers Studio Co. Ltd., which plans to produce and release four upcoming films, the first of which will be *THE ISLAND OF THE GHOST’S WAIL*, a comedy horror film.

Talent Representation

The Company holds an effective shareholding interest of 43.88% in Spackman Media Group Limited (“Spackman Media Group” or “SMGL”). SMGL, a company incorporated in Hong Kong, together with its subsidiaries, is collectively one of the largest entertainment talent agencies in Korea in terms of the number of artists under management, including some of the top names in the Korean entertainment industry. SMGL operates its talent management business through renowned agencies such as MSteam Entertainment Co., Ltd. (Son Ye-jin, Wi Ha-jun, Lee Min-jung, Ko Sung-hee), SBD Entertainment Inc. (Son Suk-ku, Han Ji-hyun, Lee Cho-hee, Park Keun-rok), UAA&CO Inc. (Kim Sang-kyung, Kim Hye-ri, Kim Ji-young, Wang Ji-won), Play Content Co., Ltd. (Kang Min-ji, Hwang-hwi) and Kook Entertainment Co., Ltd. (Baek Si-won, Shin Ji-woong). Through these full-service talent agencies in Korea, SMGL represents and guides the professional careers of a leading roster of award-winning actors/actresses in the practice areas of motion pictures, television, commercial endorsements, and branded entertainment. SMGL leverages its unparalleled portfolio of artists as a platform to develop, produce, finance and own the highest quality of entertainment content projects, including theatrical motion pictures, variety shows and TV dramas. This platform also creates and derives opportunities for SMGL to make strategic investments in development stage businesses that can collaborate with SMGL artists. SMGL is an associated company of the Company. For more information, please visit <http://www.spackmanmediagroup.com>

The Company owns a 100% equity interest in Constellation Agency Pte. Ltd. (“**Constellation Agency**”). Constellation Agency, which owns The P Factory Co., Ltd. (“**The P Factory**”) and Platform Media Group Co., Ltd. (“**PMG**”), is primarily involved in the business of overseas agency for Korean artists venturing into the overseas market. The P Factory is an innovative marketing solutions provider specializing in event and branded content production. PMG is a talent management agency which represents and manages the careers of major artists in film, television, commercial endorsements and branded entertainment.

Strategic Businesses

The Company also operates a café-restaurant, Upper West, in the Gangnam district of Seoul and owns a professional photography studio, noon pictures Co., Ltd (“**Noon**”).

For more details, please visit <http://www.spackmanentertainmentgroup.com/>

IFC CORPORATE PROFILE

01 TABLE OF CONTENTS

02 OUR BUSINESS SEGMENTS

03 OUR FILMS & UPCOMING FILMS

09 FILM BUSINESS MODEL

10 JOINT MESSAGE
FROM NON-EXECUTIVE CHAIRMAN & CEO

12 GROUP STRUCTURE

13 FINANCIAL HIGHLIGHTS

14 OUR FILM BUSINESS

15 OPERATIONS AND FINANCIAL REVIEW

18 OUR SUBSIDIARIES – TAKE PICTURES

19 OUR SUBSIDIARIES – SIMPLEX FILMS

20 OUR SUBSIDIARIES – NOVUS MEDIACORP

21 PORTFOLIO OF NOVUS MEDIACORP

22 OTHER BUSINESSES

23 STRATEGY AND FUTURE PLANS

24 BOARD OF DIRECTORS

26 KEY MANAGEMENT

27 CORPORATE INFORMATION

This annual report has been prepared by the Company and its contents have been reviewed by the Company's sponsor, RHT Capital Pte. Ltd. (the “**Sponsor**”) for compliance with the Singapore Exchange Securities Trading Limited (the “**SGX-ST**”) Listing Manual Section B: Rules of Catalyst. This annual report has not been examined or approved by the SGX-ST. The SGX-ST assumes no responsibility for the contents of this annual report, including the accuracy, completeness or correctness of any of the information, statements or opinions made or reports contained in this annual report. The contact person for the Sponsor is Mr Mah How Soon, Registered Professional, RHT Capital Pte. Ltd. 6 Raffles Quay, #24-02, Singapore 048580, sponsor@rhtgoc.com.

OUR BUSINESS SEGMENTS

spackmanentertainmentgroup

Leading Korean Entertainment Company



DRAMA & FILM PRODUCTION

TALENT MANAGEMENT

COLLABORATIVE BUSINESS

OUR FILMS



THE BOX (2021)

Musical

Producer: Spackman Entertainment Group (Take Pictures)

Distributor: Cinepirun Co., Ltd.

Director: Yang Jung Woong

Lead Actors: Park Chanyeol, Jo Dal Hwan



#ALIVE (2020)

Suspense | Zombie Thriller

Producer: Spackman Entertainment Group (Zip Cinema)

Presenter: Lotte Entertainment

Directors: Jo Il Hyung

Lead Actors: Yoo Ah-in, Park Shin-hye



STONE SKIPPING (2020)

Human Drama

Producer: Spackman Entertainment Group (Take Pictures)

Distributor: Little Big Pictures

Directors: Kim Jung-sik

Lead Actors: Kim Dae-myung, Jeon Chae-eun, Kim Eui-sung, Song Yun-ah



CRAZY ROMANCE (2019)

Romance | Comedy

Producer: Spackman Entertainment Group (Zip Cinema)

Presenter: Next Entertainment World

Directors: Kim Han-gyeol

Lead Actors: Kim Rae-won, Gong Hyo-jin

OUR FILMS & UPCOMING FILMS



JESTERS: THE GAME CHANGERS (2019)

Historical Comedy

Producer: Spackman Entertainment Group (Simplex Films)

Distributor: Warner Bros. Korea

Directors: Kim Joo-ho

Lead Actors: Cho Jin-woong, Son Hyun-joo



DEFAULT (2018)

Crime | Thriller

Producer: Spackman Entertainment Group (Zip Cinema)

Presenter: CJ Entertainment

Directors: Choi Kook-hee

Lead Actors: Yoo Ah-in, Kim Hye-soo, Heo Jun-ho, Jo Woo-jin, Vincent Cassel



BE WITH YOU (2018)

Melodrama | Romance

Producer: Movie Rock

Co-Presenter: MSteam Entertainment (subsidiary of Spackman Media Group) & Fiftyone K

Director: Lee Chang-hoon

Lead Actors: Son Ye-jin (artist managed by Spackman Media Group), So Ji Sub

Co-investor: Spackman Entertainment Group



GOLDEN SLUMBER (2018)

Action | Drama

Producer: Spackman Entertainment Group (Zip Cinema)

Presenter: CJ Entertainment

Director: Noh Dong-seok

Lead Actors: Gang Dong-won, Han Hyo-joo



THE OUTLAWS (2017)

Crime | Action

Producer: Hong Film/B.A. Entertainment
Co-Presenter: Spackman Entertainment Group (Novus Mediacorp)
Director: Kang Yoon-sung
Lead Actors: Ma Dong-seok, Yoon Kye-sang



MASTER (2016)

Crime | Action

Producer: Spackman Entertainment Group (Zip Cinema)
Presenter: CJ Entertainment
Director: Choi Ui-seok
Lead Actors: Lee Byung-hun, Gang Dong-won, Kim Woo-bin



THE PRIESTS (2015)

Mystery | Thriller

Producer: Spackman Entertainment Group (Zip Cinema)
Presenter: CJ Entertainment
Director: Jang Jae-hyun
Lead Actors: Gang Dong-won, Kim Yoon-seok



MY BRILLIANT LIFE (2014)

Romance | Drama

Producer: Spackman Entertainment Group (Zip Cinema)
Presenter: CJ Entertainment
Director: E J-yong
Lead Actors: Song Hye-kyo, Gang Dong-won

OUR FILMS & UPCOMING FILMS

**FOR THE EMPEROR** (2014)Action**Producer:** Spackman Entertainment Group (Opus Pictures)**Presenter:** Next Entertainment World, United Pictures**Director:** Park Sang-joon**Lead Actors:** Lee Min-ki, Park Sung-woong, Lee Tae-im**SNOWPIERCER** (2013)Action | Sci-fi**Producer:** Spackman Entertainment Group (Opus Pictures)**Presenter:** The Weinstein Company, CJ Entertainment**Director:** Bong Joon-ho (Won the Oscar for Best Director for *PARASITE* (2019))**Lead Actors:** Chris Evans, Song Kang-ho, Tilda Swinton, Jamie Bell, Octavia Spencer, Ewen Bremner, Go Ah-sung, John Hurt, Ed Harris**COLD EYES** (2013)Crime | Thriller**Producer:** Spackman Entertainment Group (Zip Cinema)**Presenter:** Opus Pictures**Directors:** Cho Ui-seok and Kim Byung-seo**Lead Actors:** Seol Kyung-gu, Jung Woo-sung, Han Hyo-joo and Lee Jun-ho**ALL ABOUT MY WIFE** (2012)Romance | Comedy**Producer:** Spackman Entertainment Group (Zip Cinema)**Presenter:** United Pictures**Directors:** Min Kyu-dong**Lead Actors:** Im Soo-jung, Lee Sun-kyun, Ryou Seung-ryong



HOWLING (2012)

Drama | Thriller

Producers: Spackman Entertainment Group (Opus Pictures)

Presenter: CJ Entertainment, United Pictures

Director: Yoo Ha

Lead Actors: Song Kang-ho, Lee Na-young



HAUNTERS (2010)

Action | Thriller

Producers: Spackman Entertainment Group (Zip Cinema)

Presenter: Next Entertainment World

Director: Kim Min-suk

Lead Actors: Gang Dong-won, Go Soo



THE MAN FROM NOWHERE (2010)

Action | Thriller

Producer: Spackman Entertainment Group (Opus Pictures)


Presenter: CJ Entertainment

Director: Lee Jeong-beom

Lead Actors: Won Bin, Kim Sae-ron

OUR FILMS & UPCOMING FILMS

OUR UPCOMING FILMS



THE GUEST (Expected to be released in Korea in the second half of 2022)

Producer: Spackman Entertainment Group (Take Pictures)

Distributor: TBC

Director: Yeon Je-gwang

Lead Actors: Lee Joo-seung, Oh Hye-won



A MAN OF REASON (Expected to be released in Korea in 2022 tentatively)

Producer: Spackman Entertainment Group (Take Pictures)

Distributor: Acemaker

Director: Jung Woo-sung

Lead Actors: Jung Woo-sung, Kim Nam-gil, Park Sung-woong



THE ISLAND OF THE GHOSTS'S WAIL (TBC)

Comedy | Horror

Producer: Spackman Entertainment Group (The Makers Studio)

Distributor: TBC

Director: Joo Hye-ri

Lead Actors: TBC



HURRICANE BROTHERS (TBC)

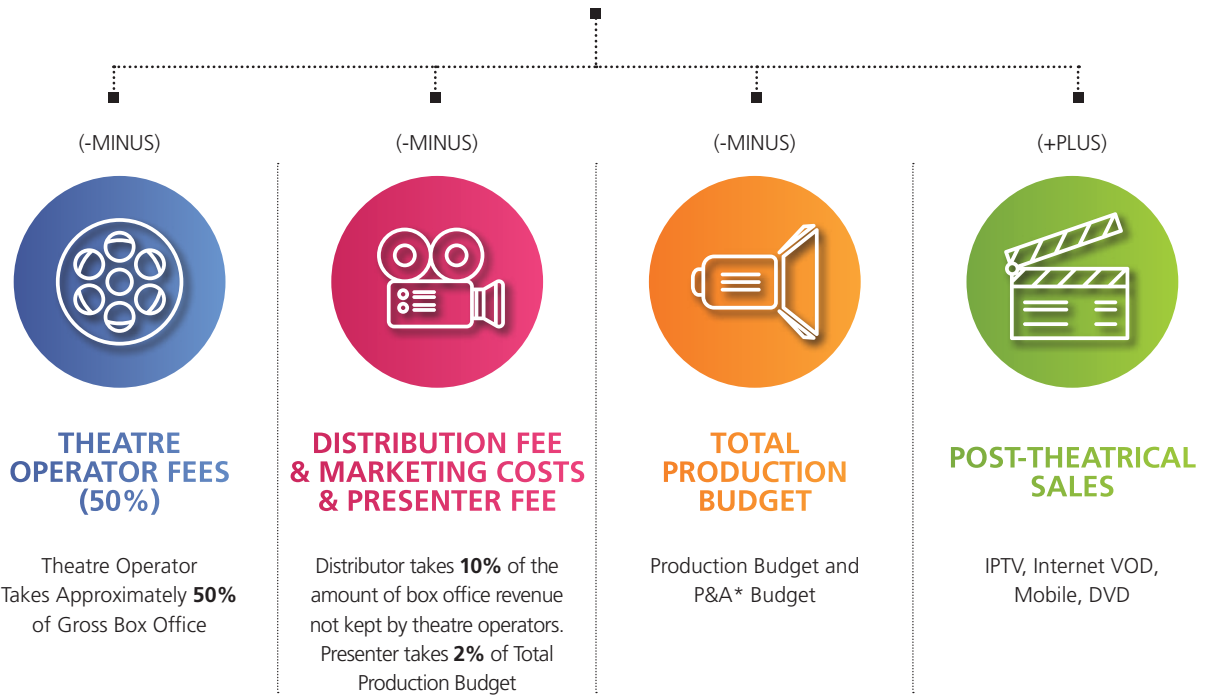
Producer: Spackman Entertainment Group (Simplex Films)

Distributor: TBC

Director: Kim Ji-mok

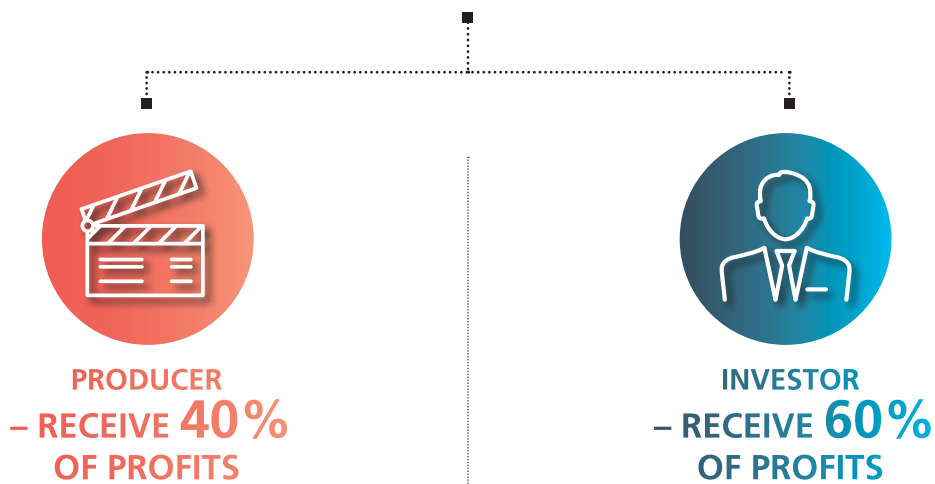
Lead Actors: TBC

TOTAL BOX OFFICE REVENUE (100%)



(=EQUAL)

NET PROFITS FROM REVENUE



*P&A: Prints and advertising

JOINT MESSAGE FROM NON-EXECUTIVE CHAIRMAN & CEO

DEAR SHAREHOLDERS,

On behalf of the Board of Spackman Entertainment Group Limited (“**Spackman Entertainment Group**” or the “**Company**” and together with its subsidiaries, the “**Group**”), we present to you our annual report for the financial year ended 31 December 2021 (“**FY2021**”).

2021 continued to be a challenging year due to the pro-longed COVID-19 situation. In December 2021, the Group announced its completion of its disposal of 100% equity interest in Zip Cinema Co., Ltd. (“**Zip Cinema**”). Against the backdrop of uncertainty of the entertainment sector brought about by the pandemic, particularly in relation to the theatrical film sector, the disposal of Zip Cinema will provide the Group with the funds to expand further into the development, production and financing of Korean dramas and foray into US Hollywood movies.

LEVERAGING ON THE GLOBALIZATION OF KOREAN CONTENT

According to Korea’s Ministry of Culture, Sports & Tourism, Korean content is becoming a worldwide phenomenon with the exports of South Korea’s content sector surging 16% year-on-year to US\$11.9 billion in 2020, despite the coronavirus pandemic¹. Demand for Korean content has been burgeoning on over-the-top (“**OTT**”) platforms as consumers become more accustomed to watching content in the comfort of their homes and on their mobile devices amidst the prolonged coronavirus situation. OTT platforms have also strived to ramp up their investments in Korean content with Netflix Korea announcing its plans to invest around KRW 550 billion in the creation of such productions in 2021².

Recent success of Korean drama productions include *ALL OF US ARE DEAD* (2022), Netflix’s top show ever *SQUID GAME* (2021), starring rising international Korean star Wi Ha-jun of the Group’s associated company, Spackman Media Group Limited (“**Spackman Media Group**” or “**SMGL**”), *HELLBOUND* (2021) and *MY NAME* (2021) serve as exemplary projects that attract huge viewership not only in the US and Asia, but globally.

In light of the booming popularity of Korean content internationally, the Group shall continue to tap on its subsidiaries, such as Take Pictures Pte.



Ltd., Simplex Films Limited, Greenlight Content Limited and Novus Mediacorp Co., Ltd. to develop, produce and invest in Korean dramas and films.

SOFTENING OF CHINA’S BAN ON HALLYU

There also have been signs that China’s ban on Hallyu or the Korean wave will soften soon. In March 2022, *SOMETHING IN THE RAIN* headlined by iconic Korean actress Son Ye-jin of Spackman Media Group ranked within top 10 on Chinese streaming platform, iQIYI. The release of *SOMETHING IN THE RAIN* on iQIYI marks the first time a Korean drama series returns on iQIYI since *DESCENDANTS OF THE SUN* (2016). According to Variety in December 2021, China released its first Korean film in six years, signalling the end of boycott. After a six-year hiatus, the theatrical release of Korean comedy film *OH! MY GRAN* (2020) in Chinese cinemas signalled that an influx of Korean content may start to re-enter the world’s largest film market. In March 2021, China was poised to give Korean content a boost after three year boycott, with the announcement of a deal between two state-owned TV groups, China Central Television (CCTV) and South Korean public broadcaster KBS³.

¹ Yonhap News Agency, <https://en.yna.co.kr/view/AEN20220124006400315>, Exports of S. Korean content industry rise in 2020 despite pandemic, 24 January 2022

² Statista, <https://www.statista.com/statistics/1269965/south-korea-ott-services-content-investment-plans/>, Major OTT (over the top) video services’ plans to invest in content creation in South Korea in 2021

³ Variety, <https://variety.com/2021/film/asia/china-giving-korean-content-boost-after-boycott-1234920540/>, China Poised to Give Korean Content a Boost After Three Year Boycott, 3 March 2021

JOINT MESSAGE FROM **NON-EXECUTIVE CHAIRMAN & CEO**



PURSUING OPPORTUNITIES IN PRODUCTION & FINANCING OF US FILMS

Despite the fact that K-dramas have started to reach a global audience base, we are continuing to prepare projects to co-produce and finance US films and drama series. The Group's pipeline of US Hollywood projects include four potential new films, which will be announced once definitive agreements have been signed for these projects, as and when necessary.

As the prolonged COVID-19 situation continues to accelerate more digital streaming on OTT platforms, it is inevitable that the film sector will evolve towards distributing on such digital platforms to cater to the demands of consumers. It has become more popular to watch blockbuster movies from the comfort of home, and this opens up many more opportunities for filmmakers to expand their reach and deliver their content to more people all over the world via OTT.

LEVERAGING ON OUR TALENT MANAGEMENT BUSINESS

The rapid globalization of Korean content and the softening of China's ban on Hallyu will create opportunities for Korean artists in Spackman Media Group to participate in top quality content production and collaborate with international brands for advertisements and endorsements.

Presently, Spackman Media Group owns five talent management agencies, namely MSteam Entertainment Co., Ltd., SBD Entertainment Inc., UAA&CO Inc., Play Content Co., Ltd. and Kook Entertainment Co., Ltd. Spackman Media Group flagship artists include well-known Korean stars such as Son Ye-jin, Wi Ha-jun, Lee Min-jung, Ko Sung-hee, Son Suk-ku, Han Ji-hyun, Lee Cho-hee, Kim Sang-kyung, and others.

Spackman Media Group, in which the Group has a shareholding of 43.88%, is still currently reviewing various options to finance future growth, including listing to maximize its potential value.

APPRECIATION

We would like to also take this opportunity to express our sincere thanks to all of our stakeholders, including our shareholders, partners and associates, for their continued support in us.

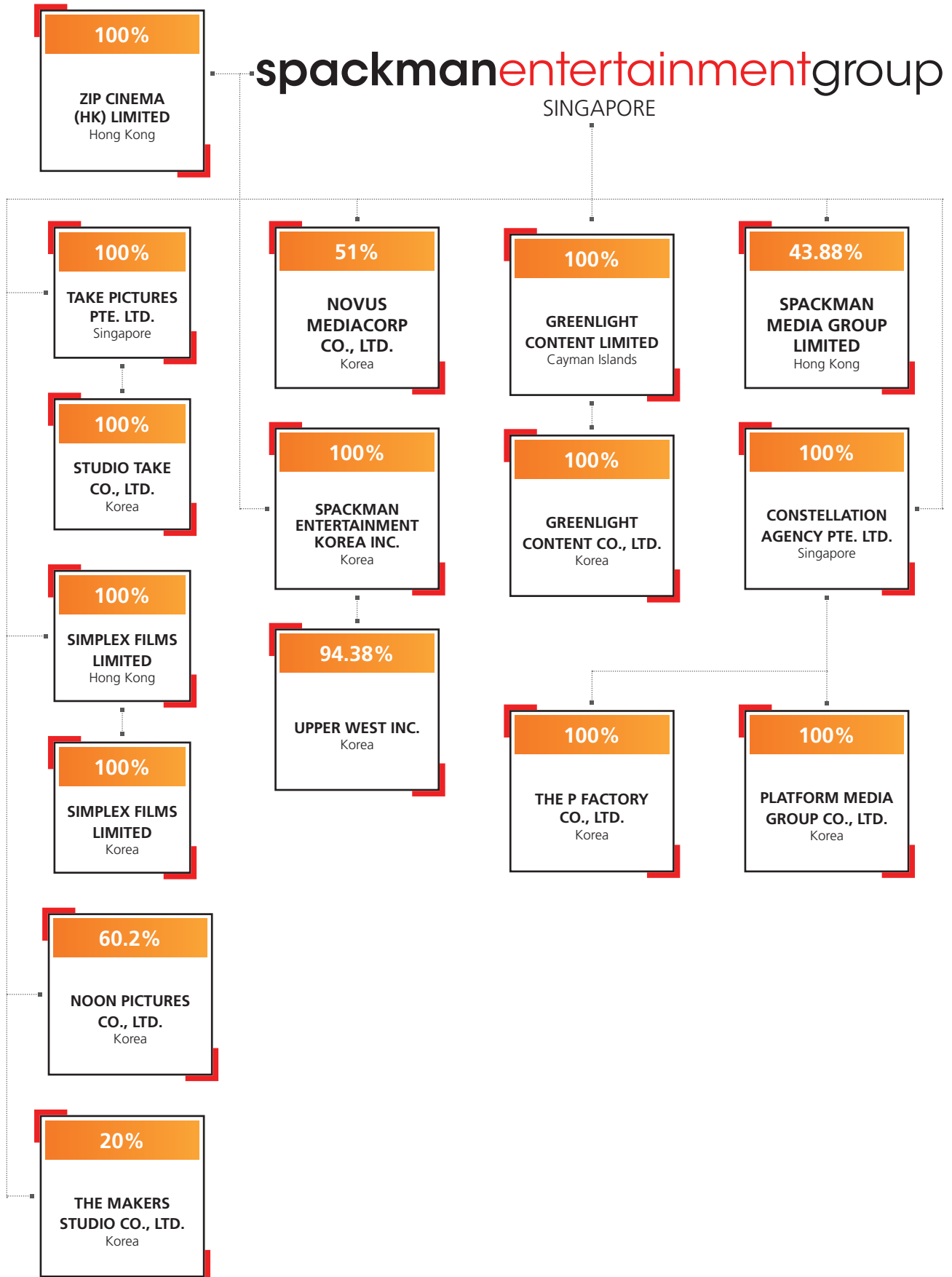
ANTHONY WONG

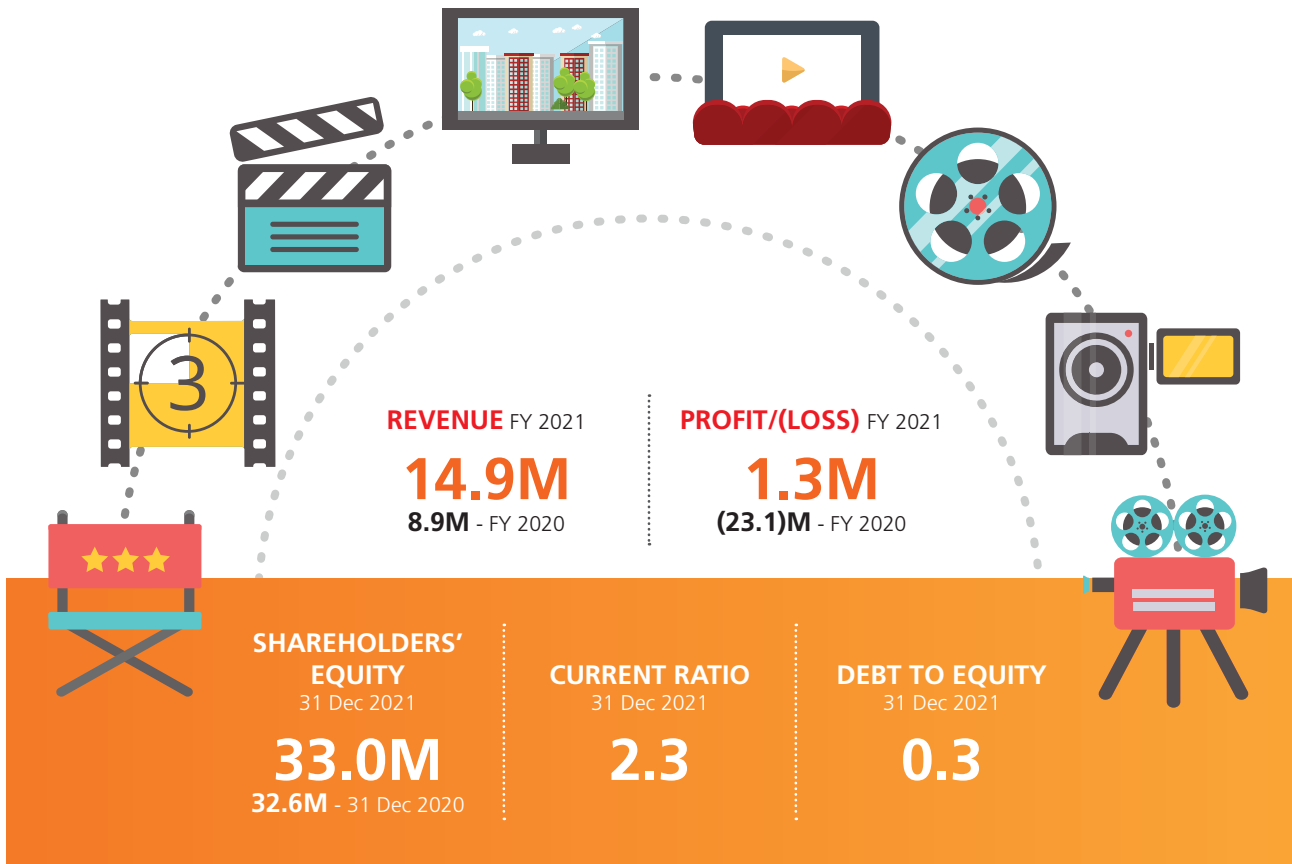
Non-executive & Independent Chairman

JOHN KO

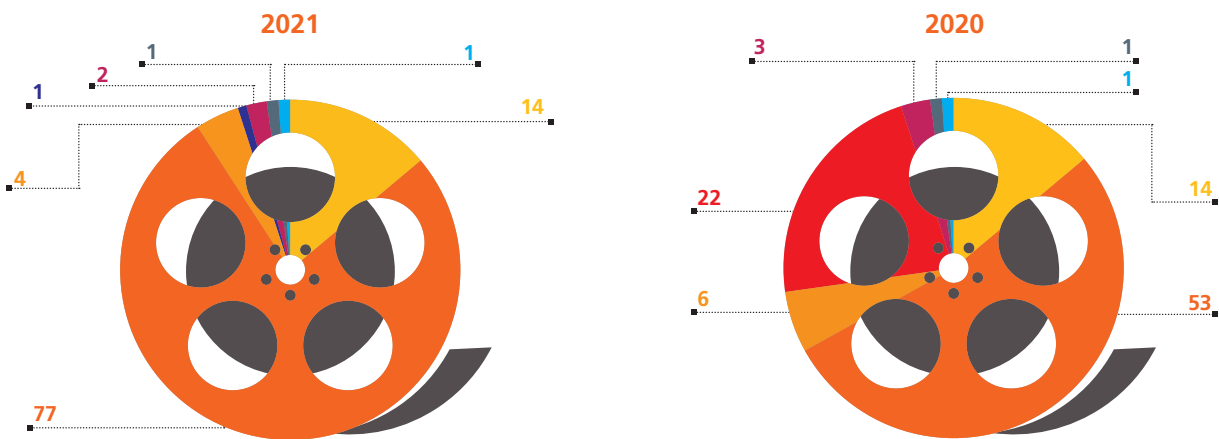
Chief Executive Officer

GROUP STRUCTURE





REVENUE BREAKDOWN %



- Production of films⁽¹⁾
- Distribution of films and others⁽²⁾
- Talent appearance and management
- Photography
- Consulting services
- Sales of content
- Restaurant sales and café lounge business
- Others

Notes:

- (1) This comprised the fixed fee when the Group only undertakes the role of the producer and share of profit from films for acting as the producer.
- (2) This comprised revenue from our share of profit from films for acting as the producer and presenter and revenue from film presentation, investment and distribution. Revenue from distribution of films and others is recognized upon settlement of the proceeds (i.e. payments of taxes on tickets, other charge and fees and deductions by movie theatres and theatre circuits of their respective share of the box office sales) from the box office and ancillary market.

OUR FILM BUSINESS

PRODUCER

- Originate & develop screenplay
- Procure screenwriters, directors, cast and crew
- Oversee & manage actual filming
- Manage post-production
- Develop marketing strategies for film
- License and/or sell films to overseas markets



PRESENTER

- Raise finance for total production budget
- Enter agreement to distribute film in theatres and overseas
- Enter agreement for ancillary distribution
- Administer expenses of production, distribution & marketing
- Settle & distribute revenue from film



DISTRIBUTOR

- Distribute foreign films in Korea
- Distribute on picture-by-picture basis
- Distribute in theatres & via IPTV & VOD or only via IPTV & VOD



INVESTOR

- Invest money into films for a percentage share of the film's profits to the investors
- Investors as a group typically receive a total of 60% of film's profit, with the other 40% paid to Producer
- Generally invest up to 30% of total production budget (including P&A)



INCOME STATEMENT

REVENUE

Revenue decreased by 67% year-on-year (“YoY”) to US\$14.93 million in FY2021, mainly due to an increase of US\$5.99 million from production of films due to higher percentage-of-completion “POC” generated in FY2021 for *BROKER* and *ACCIDENT* (both produced by Zip Cinema Co., Ltd. “Zip Cinema”) of US\$6.86 million and US\$4.33 million respectively as compared to the production revenue that were generated in FY2020 for *#ALIVE*, *A MAN OF REASON* and *BROKER* of total US\$4.44 million.

COST OF SALES

Cost of sales increased by 84% YoY to US\$12.96 million in FY2021, due to an increase of US\$5.90 million from production of films mainly attributed by higher production costs incurred for *BROKER*, *ACCIDENT* and *THE BOX* of US\$6.25 million, US\$4.05 million and US\$1.21 million respectively, as compared to the production costs that were incurred in FY2020 for *#ALIVE*, *A MAN OF REASON* and *BROKER* of total US\$4.18 million.

GROSS PROFIT

The Group registered gross profit of US\$1.98 million in FY2021, which was US\$0.09 million lower than its corresponding period in 2020. Gross margin wise, it is lower by 7.89% compared to last year because of lower film production margin from *BROKER* and *ACCIDENT*.

OTHER INCOME AND GAINS

Other income and gains increased by US\$8.66 million or 1448% YoY to US\$9.26 million in FY2021, mainly due to gain on disposal of subsidiary, Zip Cinema, and gain on disposal of property, plant and equipment of US\$0.76 million. This is partially offset by lower gain arising from foreign exchange.

SELLING EXPENSES

Selling expenses increased marginally by US\$0.07 million or 20% YoY to US\$0.41 million in FY2021 mainly due to increase in business travel upon the lifting of border restrictions and the gradual reopening of air traffic in FY2021.

GENERAL AND ADMINISTRATIVE EXPENSES

General and administrative expenses increased marginally by US\$0.74 million or 14% YoY to US\$5.87 million in FY2021 mainly attributable to increase in salaries and wages by US\$0.79 million in FY2021.

OTHER EXPENSES

Other expenses decreased by US\$14.71 million or 93% YoY to US\$1.10 million in FY2021 mainly due to absence of nonrecurring impairment loss on intangible assets of US\$4.38 million, goodwill written-off of US\$5.44 million and impairment loss on investment associate of Spackman Media Group Limited “SMGL” of US\$5.18 million in FY2020.

SHARE OF RESULTS OF ASSOCIATE

The share of results of associate of a loss of US\$1.09 million in FY2021 (FY2020: loss of US\$1.36 million) was mainly attributable to the losses from the Company’s 43.88% owned associated company, SMGL of US\$1.09 million. The loss registered by SMGL was US\$0.60 million lower than FY2020 as there has been a recuperation of talent management revenue due to the restart of filming of TV dramas and movies in South Korea in 2021.

TAX EXPENSE

The Group recorded tax expense of US\$2.06 million in FY2021 (FY2020: tax credit of US\$1.02 million), mainly because of the tax expenses incurred for the disposal of subsidiary in FY2021.

PROFIT AFTER TAX

As a result of the above, the Group recorded a profit after tax of US\$0.66 million in FY2021 as compared to a loss after tax of US\$19.28 million in FY2020.

DISCONTINUED OPERATION

The Group had disposed its subsidiary Frame Pictures during the year. The net profit of US\$0.60 million comprises of gain on disposal of subsidiaries US\$1.82 and offset by the loss from operation of US\$1.22 million.


OPERATIONS AND FINANCIAL REVIEW

FINANCIAL POSITION

NON-CURRENT ASSETS

The Group's non-current assets as at 31 December 2021 were US\$21.68 million, decreased by US\$10.31 million or 32% from US\$31.99 million as at 31 December 2020. The reduction was due to:

- i) decrease in property, plant and equipment by US\$4.98 million was mainly attributable to the disposal of property, plant and equipment of Zip Cinema by US\$3.48 million and depreciation charged during FY2021;
- ii) decrease in investment in associated company by US\$1.99 million was mainly attributable to US\$1.09 million loss in the share of results of associate for the year and US\$0.90 million other comprehensive losses from foreign exchange variation;
- iii) decrease in financial assets at fair value through profit or loss by US\$1.00 million was mainly attributable to the disposal of the financial instrument of US\$0.76 million, along with fair value loss of US\$0.17 million on the investment in Skin Inc;
- iv) decrease in film production inventories of US\$0.81 million, within which US\$0.68 million relates to the film production inventories of Zip Cinema which was derecognized on disposal of subsidiary; and
- v) along with decrease in other non-current assets attributed from the disposal of Zip Cinema and Frame Pictures in deferred tax assets of US\$0.29 million, trade and other receivables of US\$0.27 million and intangible assets of US\$0.95 million.



CURRENT ASSETS

The Group's current assets amounted to US\$21.27 million as at 31 December 2021. The increase in current assets from US\$18.23 million as at 31 December 2020 was mainly due to an increase in cash and cash equivalents of US\$7.00 million. The above increase was partially offset by the decrease in trade and other receivables by US\$2.26 million and film production inventories by US\$0.92 million upon the release of *THE BOX* in movie theater on 24 March 2021.

NON-CURRENT LIABILITIES

The Group's non-current liabilities amounted to US\$0.51 million as at 31 December 2021. The decrease in non-current liabilities from US\$4.34 million as at 31 December 2020 was mainly due to decrease in borrowings of US\$2.09 million, repayment of bank loans of US\$0.60 million by Zip Cinema, long-term borrowings to Novus of US\$0.84 million was classified as short-term borrowing as its near maturity and decrease in contract liabilities of US\$1.50 million in relation to advance production budget received prior to the commencement of production activities.



CURRENT LIABILITIES

The Group's current liabilities amounted to US\$9.41 million as at 31 December 2021 as compared to current liabilities of US\$13.25 million as at 31 December 2020. The decrease was mainly due to decrease in borrowings of US\$3.47 million in relation to the disposal of Frame Pictures

CASHFLOW

As at 31 December 2021, the Group had cash and cash equivalents amounting to US\$11.34 million as compared to cash and cash equivalents amounting to US\$4.34 million as at 31 December 2020.

The significant cash movements during FY2021 as compared to FY2020 can be summarised as follows:

Cash flow used in operating activities for FY2021 amounted to US\$0.65 million as compared to cash used in operating activities of US\$1.04 million for FY2020. The increase was mainly attributed by the increase in payables and contract liabilities of US\$2.19 million and receivables and contracts of US\$1.80 million. This was partially offset by operating loss before working capital changes of US\$3.38 million and tax paid of US\$1.71 million.

Cash flow used in investing activities for FY2021 was US\$6.34 million as compared to cash flow used in investing activities of US\$1.15 million for FY2020. The cash flow used in investing activities for FY2021 was mainly due to purchases of property, plant and equipment of US\$19.55 million and the cash flow generated from investing activities was the net receipt of consideration by the disposal of the subsidiaries of US\$7.03 million.

Cash flow generated from financing activities was US\$13.7 million for FY2021 as compared to cash flow generated from financing activities of US\$2.40 million for FY2020. The cash generated in financing activities in FY2021 was mainly due to proceeds from borrowings of US\$16.98 million and partially offset by repayment of borrowings US\$4.70 million and repayment of lease liabilities US\$1.32 million, interest paid of US\$0.50 million and repayment of advances received from directors of subsidiaries of US\$4.55 million.

OUR SUBSIDIARIES – TAKE PICTURES

TAKE PICTURES



On 27 October 2017, the Group completed the acquisition of the entire issued and paid-up share capital of Take Pictures Pte. Ltd. (“**Take Pictures**”). Take Pictures owns 100% of the equity interest in Studio Take Co., Ltd. (“**Studio Take**”), which is a development motion picture production company founded by veteran movie producer, Mr. Song Dae-chan (“**Mr. Song**”) and incorporated in the Republic of Korea. Studio Take seeks to produce top quality films that will be theatrically distributed and released in Korea and overseas markets, as well as for subsequent post theatrical worldwide release in other forms of media, including cable television, broadcast television, IPTV, video-on-demand, and home video/DVD, etc. Studio Take will release all of its motion pictures into wide-theatrical exhibition initially in Korea, and then in overseas and ancillary markets.

Mr. Song is currently the founder and Chief Executive Officer of Studio Take. Studio Take currently owns a line-up of several films including *THE GUEST* and *A MAN OF REASON*. Studio Take’s first production, *STONE SKIPPING*, a human drama film, was released on 15 October 2020 in Korea. It released its second film *THE BOX*, starring EXO’s Chanyeol, on 24 March 2021. Prior to establishing Studio Take, Mr. Song spent 13 years working alongside well-known producer Ms. Eugene Lee (“**Ms. Lee**”), the CEO of Zip Cinema Co., Ltd.. Mr. Song began his career in 2002 apprenticing under Kang Jekyu, director of classic hits *SIRI* (1999) and *TAEGUKKI* (2004) at the eponymous film company, Kang JEKYU Film. Mr. Song continued his career at B.O.M. Pictures working with Ms. Lee on *A BITTERSWEET LIFE* (2005), and then joined her at Zip Cinema Co., Ltd. where they collaborated on numerous projects for the next 12 years.

Studio Take is starting to contribute to the Group’s film production capability with its first and second film releases, and the Group believes that Studio Take is well-equipped to continue delivering a healthy pipeline of top quality films.


Photo Stills from *THE BOX*



Photo Stills from *STONE SKIPPING*:



Photo Stills from *JESTERS: THE GAME CHANGERS*:



SIMPLEX FILMS



On 20 August 2019, the Group completed the acquisition of the entire issued and paid-up share capital of Simplex Films Limited (“**Simplex Films**”). Simplex Films is an early stage film production firm headed by veteran Korean producer, Lim Ji Young. Simplex intends to produce top quality films to be theatrically released and distributed in Korea and overseas.

The CEO of Simplex, Lim Ji Young, achieved the following accolades, namely, 2014 PGK (Producer Guild of Korea) Vice President, 2014 Winner for Best Female Producer of the 15th Annual Woman’s Film Awards, 2012 Grand Prize for Best Story for *DEMI HUMAN* from the Korean Creative Contents Agency and 2012 Grand Prize for Best Story for *DEMI HUMAN* from the Ministry of Culture, Sports and Tourism. She has produced the following Korean films: *JESTERS: THE GAME CHANGERS* (2019), *FABRICATED CITY* (2017), *MISS GRANNY* (2014), *DERANGED* (2012), *INTO THE WHITE LIGHT* (2009), *ATTACK ON THE PIN-UP BOYS* (2007), *LOVELY RIVALS* (2004) and *SEDUCING MR. PERFECT* (2006). Notably, *MISS GRANNY* (2014) recorded total admissions of 8.6 million at the Korean box office.

The maiden movie of Simplex Films, *JESTERS: THE GAME CHANGERS* (2019), was released in Korea on 21 August 2019. Simplex Films has several films in the pipeline including *HURRICANE BROTHERS* (working title).



OUR SUBSIDIARIES – NOVUS MEDIACORP



Incorporated in 2009, Novus Mediacorp Co., Ltd. (“**Novus Mediacorp**”), a 51% subsidiary of Spackman Entertainment Group Limited, is a renowned investor, presenter, and/or post-theatrical distributor for a total of 80 films (59 Korean and 21 foreign).

The key strength of Novus Mediacorp lies in its capability to select its role either as an Investor, Presenter and/or Distributor to strategically maximize its profits for the film that it participates in.

In 2020, Novus Mediacorp is the investor and post-theatrical distributor of *1947 BOSTON*, planned to be released in 2022, which stars Ha Jung-woo of *ALONG WITH THE GODS: THE TWO WORLDS* (2017) and *ALONG WITH THE GODS: THE LAST 49 DAYS* (2018). In the same year, Novus Mediacorp is the post-theatrical distributor of *OK! MADAM* (2020) which features Uhm Jung-hwa, one of the most influential women in the Korean entertainment industry and Park Sung-woong of *THE DEAL* (2015). In 2019, Novus Mediacorp was the investor and post-theatrical distributor of *LONG LIVE THE KING* starring Kim Rae-won of *CRAZY ROMANCE* (2019), which was produced by Spackman Entertainment Group and ranked as the best romance film of 2019. During the same year, Novus Mediacorp was the post-theatrical distributor of *MY FIRST CLIENT*, headlined by Lee Dong-hwi of tvN series *REPLY1988* (2015). In 2018, Novus Mediacorp was the post-theatrical distributor of comedy film, *TOO HOT TO DIE* and action drama film, *SNATCH UP*. In 2017, Novus Mediacorp was the post-theatrical distributor of *THE OUTLAWS*, which broke the all-time highest Video On Demand (“**VOD**”) sales records in Korea. *THE OUTLAWS*, headlined by Ma Dong-seok of *TRAIN TO BUSAN* (2016), was one of the highest-grossing

domestic film in that year. In the same year, Novus Mediacorp was the post-theatrical distributor of *MAN OF WILL* starring Cho Jin-woong of television series *SIGNAL* (2016) and Song Seung-heon of television series *PLAYER* (2018). In 2016, Novus Mediacorp was the presenter and post-theatrical distributor of *LIFE RISKING ROMANCE*, a romance thriller starring Ha Ji-won, Chun Jung-myung and Chen Bolin. *LIFE RISKING ROMANCE* was released in Korea on 14 December 2016. On 25 July 2016, Alibaba Pictures purchased the rights to distribute the film in movie theatres and online platforms in China.

Other notable films post-theatrically distributed by Novus Mediacorp include *SECRETLY, GREATLY* starring Kim Soo-hyun of *MY LOVE FROM THE STARS*, which was one of the biggest box office hits of 2013 in Korea, *FRIEND 2: THE GREAT LEGACY*, the sequel to the 2001 box office hit *FRIEND*, and *ALL ABOUT MY WIFE*, a top-grossing romantic comedy produced by Spackman Entertainment Group.

For more information, do visit www.novusmediacorp.com.



Major Movies Presented and/or Distributed (Ancillary Market) by Novus Mediacorp



OK! MADAM
2020



LONG LIVE
THE KING
2019



THE OUTLAWS
2017



LIFE RISKING
ROMANCE
2016



INNOCENT THING
2014



FRIEND: THE GREAT
LEGACY
2013



HOPE
2013



VERY ORDINARY
COUPLE
2013



SECRETLY
GREATLY
2013



ALL ABOUT
MY WIFE
2012



THE SCENT
2012



WAR OF THE
ARROWS
2011



ALWAYS
2011



BLADES OF BLOOD
2010

OTHER BUSINESSES

UPPER WEST

UPPER WEST

Upper West Inc., a 94.38% indirect subsidiary of the Group, which was established on 28 September 2012, operates the café-restaurant, Upper West, in the trendy Gangnam district of Seoul.



noon pictures

NOON PICTURES

noon pictures Co., Ltd. ("Noon"), a 60.2% subsidiary of the Group, is a professional photography studio servicing corporate clientele in film and TV production, media, magazines, advertising, and agency pictures. Noon has provided high end photography services to such clients as Forbes, Bloomberg, Businessweek, Getty Images, and its list of celebrity clients is a roll call of Korea's most famous people including UN Secretary General Ban Ki-Moon, and entertainment stars such as Rain, Jung Woo-sung, and Kim Hye-soo.

STRATEGY AND FUTURE PLANS


To be a Leading Entertainment Group in Participating and Investing into the Highest Top Quality Projects

DRAMA & FILM PRODUCTION

- To develop and produce only the best dramas and films in terms of quality and commercial viability
- To pursue opportunities to produce, finance and participate in Korean dramas and US films targeted for the global audience

COLLABORATIVE BUSINESS

- To explore investment opportunities in businesses across a range of industries that offer compelling growth opportunities, in partnership with SMGL
- To invest in brands that can leverage on association with Korean celebrities such as the investment into Skin Inc. Global



ACQUISITION

- To make acquisitions of entertainment companies that can financially and strategically complement our existing core operations

TALENT MANAGEMENT

- Leverage on Spackman Media Group's unparalleled portfolio of artists to participate into the highest quality content projects and build portfolio of collaborative businesses
- To collaborate with SMGL to reap potential benefits from various sources including investment, artist fees and co-presenting fees

BOARD OF DIRECTORS

ANTHONY WONG

Non-Executive and Independent Chairman

Mr. Anthony Wong is an Independent Director and Non-Executive Chairman of the Board of Spackman Entertainment Group Limited. From August 2021 to present, Mr. Wong is the Chief Financial Officer of Canada Rare Earth Corp. (TSXV. LL), a company listed on the TSX venture Exchange, Canada. He is also the Chairman of the Audit and Risk Committee and serves on the Remuneration Committee and Nominating Committee. From 10 December 2014 to 31 March 2017, he was the chief financial officer of China Public Procurement Limited, a public company in Hong Kong. From January 2009, he worked for e-Kong Group Limited, a public company in Hong Kong and served as its chief financial officer from January 2011 until January 2014. From June 2006 until December 2008, Mr. Wong served as the chief executive officer and director of New Legend Group Limited, a start-up Canadian capital pool company listed on the Toronto Venture Exchange. He was previously the finance director of Hutchison Telecommunications Group, the telecommunication subsidiary of Hutchison Whampoa, where he led the mergers and acquisitions team to start up international joint ventures and investment projects. Mr. Wong has also worked at Deloitte Touche Chartered Accountants in Vancouver, and worked as Senior Audit Manager with PricewaterhouseCoopers in Hong Kong.

Mr. Wong is a member of the Chartered Professional Accountants Association and the Institute of Chartered Accountants of British Columbia, Canada. He graduated with a B.A. from Simon Fraser University, British Columbia, Canada, majoring in business and economics.

KAY NA

Chief Operating Officer, President and Executive Director

Mr. Kay Na is the Chief Operating Officer, President and Executive Director of Spackman Entertainment Group Limited. He previously served as the Chief Financial Officer of Spackman Entertainment Group from September 2013 to February 2019. He also serves on the Nominating Committee. He is responsible for overseeing the key financial, operating and business matters of the Group. Prior to joining the Group, Mr. Na worked with KPMG Korea and KPMG Singapore, providing audit, tax and advisory services to many private and public companies over a period of nine years. He is a member of the Institute of Singapore Chartered Accountants and a member of the Korean Institution of Certified Public Accountants. Mr. Na graduated with a Master of Science in Business Administration (majoring in Accounting) and a Bachelor of Science in Engineering from Seoul National University.

JESSIE HO

Lead Independent Non-Executive Director

Mrs. Jessie Ho is the Lead Independent Director of Spackman Entertainment Group Limited. She is also the Chairman of the Nominating Committee and serves on the Audit and Risk Committee and the Remuneration Committee. Mrs. Ho is currently an executive director of JHT Law Corporation, a law firm based in Singapore. She first started her career at Rodyk & Davidson where she was a litigation lawyer and subsequently joined Dave Shaun Patel & Jim in 1998. She then joined the firm of Jimmy Harry & Partners in 2001, which was dissolved in 2003 upon the formation of JHT Law Corporation.

Mrs. Ho read law at the University of Cambridge where she obtained a BA Hons and her LL.M. She was admitted to the Singapore Bar in 1991 and has been in active practice ever since, primarily advising on conveyancing and litigation matters. Mrs. Ho is a member of the Law Society of Singapore and was an active Council Member of the National Family Council of Singapore from 1 August 2010 up until July 2013. She is also currently on the board of directors of Halogen Foundation, a non-profit organisation.

NG HONG WHEE

Independent Non-Executive Director

Mr. Ng Hong Whee is an Independent Director and the Chairman of the Remuneration Committee of Spackman Entertainment Group Limited. He also serves on the Audit and Risk Committee. From 2010 to present, Mr. Ng is the Executive Director at NHW Pte Ltd, a boutique firm offering specialised and personalised investment management, banking or niche financial services. From July 2011 to July 2015, Mr. Ng was the chief executive officer and executive chairman of Sincap Group Limited, a company listed on Catalist. Following his cessation as chief executive officer and executive chairman, he was the president of China operations of the Sincap Group Limited until November 2015. From May 2014 to October 2015, he served as a non-executive and non-independent director of Imperium Crown Limited (formerly known as Communication Design International Limited), a company listed on Catalist.

From 2004 to July 2011, Mr. Ng was the business development and financial director of Southern Angels Pte. Ltd., a manufacturer of fish paste in Indonesia. In October 1999, he joined Tan Kian Tin & Co. (a Certified Public Accounting firm) as an audit supervisor and was gradually promoted to an audit manager in 2001, a position he held until February 2012 and continued as a consultant until April 2012. In May 1992, he joined Ng Lee & Associates (a Certified Public Accounting firm) as an audit trainee and was gradually promoted to an audit senior, a position he held until October 1999. In 1991, Mr. Ng was an accounts clerk with Japan Travel Bureau Pte. Ltd.

RICHARD LEE

Non Executive and Non-Independent Director

Mr. Lee is the Non-executive Director of Spackman Entertainment Group Limited. He was previously the interim Chief Executive Officer from January 2018 to February 2019. Mr. Lee provides direction, guidance and advice to the Group for new business ventures and M&As. He is also Chairman and Chief Executive Officer of Spackman Equities Group Inc., Executive Director of Spackman Media Group Limited, and also serves on the boards of a number of the Group's portfolio companies. He was the Head of Business Development of our Group from October 2013 to September 2016. He previously worked at HSBC Private Equity, BNP Paribas Securities and CLSA Securities. Mr. Lee graduated with an A.B. in East Asian Studies from Harvard College.

KEY MANAGEMENT

JOHN KO

Chief Executive Officer

Mr Ko is the Chief Executive Officer of Spackman Entertainment Group Limited. He is overall in-charge of overseeing and monitoring the Group's business and charting the growth direction of the Group. Mr Ko is actively involved in the business development and business collaboration in the aspect of Korean entertainment. As a 20-year veteran in the media and technology sector, his area of expertise also includes advisory in drama production and investments in media & entertainment related projects. Mr Ko is presently the Chief Executive Officer and Director of the Group's subsidiary, Greenlight Content Co., Ltd. During 2007 to 2017, he was the Director of several companies such as Signal Entertainment Group, Splendid Wave Sdn Bhd and CENIT Co., Ltd. that span across entertainment, hotel and cinema sectors. From 2004 to 2007, he worked as a Management Consultant for Sidus Pictures in Korea. Mr Ko graduated with Bachelor of Science from Hanyang University in Korea.

KAY NA

Chief Operating Officer, President and Executive Director

Profile as disclosed under Board of Directors

JASMINE LEONG

General Manager & Head of Investor Relations

Ms. Leong is the Head of Investor Relations of Spackman Entertainment Group Limited and is primarily responsible for overseeing the Company's corporate actions, investor relations and operational matters. Ms. Leong has several years of experience in handling investor relations and corporate communications of listed companies on the SGX-ST. Previously, she was the Investor Relations Manager at Accordia Golf Trust Management Pte. Ltd. and worked at Financial PR Pte Ltd. She started her career with Eurotronic Group where she was based in China. She is a holder of the International Certificate of Investor Relations (ICIR). Ms. Leong graduated with a Masters in Communication Management and a Bachelor in Business Management from the Singapore Management University.

JAMIE LAEMIN RYU

Group Financial Controller

Mr. Ryu is the Group Financial Controller of Spackman Entertainment Group Limited and is primarily responsible for managing and overseeing the financial related activities including accounting, financing and taxation matters of the Group. Previously, he was the finance & accounting manager at Reed Exhibitions Korea and senior accountant at Nike Korea. He started his career in finance as an associate at JB Woori Capital and later on as an assistant finance manager at Sisley Korea. Mr. Ryu graduated from Sungkyunkwan University with a Bachelor of Science in Chemical Engineering and a Bachelor of Arts in Economics.

BOARD OF DIRECTORS

ANTHONY WONG

(Non-Executive and Independent Chairman)

KAY NA

(Chief Operating Officer, President and Executive Director)

RICHARD LEE

(Non-Executive and Non-Independent Director)

JESSIE HO

(Lead Independent Non-Executive Director)

NG HONG WHEE

(Independent Non-Executive Director)

AUDIT AND RISK MANAGEMENT COMMITTEE

ANTHONY WONG (Chairman)

JESSIE HO

NG HONG WHEE

NOMINATING COMMITTEE

JESSIE HO (Chairman)

ANTHONY WONG

KAY NA

REMUNERATION COMMITTEE

NG HONG WHEE (Chairman)

JESSIE HO

ANTHONY WONG

JOINT COMPANY SECRETARIES

KAY NA (CA (Singapore))

NORAINI BINTE NOOR MOHAMED ABDUL LATIFF

(ACIS, MBA)

SHARE REGISTRAR

Tricor Barbinder Share Registration Services

(a division of Tricor Singapore Pte. Ltd.)

80 Robinson Road

#02-00

Singapore 068898

AUDITORS

Baker Tilly TFW LLP

Chartered Accountants of Singapore

600 North Bridge Road

#05-01 Parkview Square

Singapore 188778

Partner-in-Charge: Low See Lien

(Appointed with effect from financial year ended 31 December 2021)

REGISTERED OFFICE

16 Collyer Quay

#17-00

Singapore 049318

Tel: +65 6311 0042

PRINCIPAL BANKERS

Industrial Bank of Korea (Sinsa-Dong Branch)

Shinhan Bank (Jamsil-Nam Branch)

Woori Bank (Young Dong Branch)

PRINCIPAL PLACE OF BUSINESS

Singapore

390 Orchard Road

#04-01 Palais Renaissance

Singapore 238871

CATALIST SPONSOR

RHT Capital Pte. Ltd.

6 Raffles Quay #24-02

Singapore 048580

South Korea

Proom Building

82 Nonhyun-Dong

Gangnam-Gu

Seoul 135-818

Korea

MEDIA AND INVESTOR RELATIONS

Spackman Entertainment Group Limited

JASMINE LEONG

Tel: +65 6694 4175

FINANCIAL CONTENTS



29 CORPORATE GOVERNANCE REPORT

64 STATISTICS OF SHAREHOLDINGS

66 ADDITIONAL INFORMATION ON DIRECTORS SEEKING RE-ELECTION

71 DIRECTORS' STATEMENT

75 INDEPENDENT AUDITOR'S REPORT

81 CONSOLIDATED STATEMENT OF PROFIT OR LOSS AND OTHER COMPREHENSIVE INCOME

83 BALANCE SHEETS

84 CONSOLIDATED STATEMENT OF CHANGES IN EQUITY

85 STATEMENT OF CHANGES IN EQUITY

86 CONSOLIDATED STATEMENT OF CASH FLOWS

88 NOTES TO THE FINANCIAL STATEMENTS

152 NOTICE OF ANNUAL GENERAL MEETING

DISCLOSURE TABLE FOR ANNUAL REPORT IN COMPLIANCE WITH THE CODE OF CORPORATE GOVERNANCE 2018 AND CATALIST RULES

The Board of Directors (the “**Board**”) of Spackman Entertainment Group Limited (the “**Company**” and together with its subsidiaries, the “**Group**”) are committed to maintaining high standards of corporate governance and places importance on its corporate governance processes and systems so as to ensure greater transparency, accountability and maximization of long-term shareholder value.

Unless otherwise stated, this report outlines the Group’s corporate governance practices that were in place during the financial year ended 31 December 2021 (“**FY2021**”), with specific reference made to the principles of the Code of Corporate Governance issued on 6 August 2018 (the “**Code**”) and the disclosure guide (the “**Guide**”) as set out in the Singapore Exchange Securities Trading Limited (the “**SGX-ST**”) Listing Manual Section B: Rules of Catalist (the “**Catalist Rules**”).

Guideline	Code and/or Guide Description	Company’s Compliance or Explanation
General	Compliance with the principles and guidelines of the Code.	<p>The Company has complied with the principles and guidelines as set out in the Code and the Guide, where applicable.</p> <p>Appropriate explanations have been provided in the relevant sections below where there are deviations from the Code and/or the Guide.</p> <p>The Company did not adopt any alternative corporate governance practices in FY2021.</p>

CORPORATE GOVERNANCE REPORT

Guideline	Code and/or Guide Description	Company's Compliance or Explanation																																			
BOARD MATTERS																																					
The Board's Conduct of Affair																																					
1.1	Principle duties of the Board	<p>The Board currently has 5 members and comprises the following:</p> <table border="1"> <thead> <tr> <th colspan="2">Composition of the Board</th> <th colspan="3">Composition of the Board Committees • C – Chairman • M – Member</th> </tr> <tr> <th>Name of Director</th> <th>Designation</th> <th>Audit and Risk Management Committee ("ARMC")⁽¹⁾</th> <th>Nominating Committee ("NC")⁽²⁾</th> <th>Remuneration Committee ("RC")⁽³⁾</th> </tr> </thead> <tbody> <tr> <td>Anthony Wei Kit Wong ("Anthony Wong")</td> <td>Non-Executive and Independent Chairman</td> <td>C</td> <td>M</td> <td>M</td> </tr> <tr> <td>Na Kyoungwon ("Kay Na")</td> <td>Executive Director, Chief Operating Officer ("COO"), President and Company Secretary</td> <td>–</td> <td>M</td> <td>–</td> </tr> <tr> <td>Richard Lee</td> <td>Non-Executive and Non-Independent Director</td> <td>–</td> <td>–</td> <td>–</td> </tr> <tr> <td>Thong Yuen Siew Jessie ("Jessie Ho")</td> <td>Lead Independent Non-Executive Director</td> <td>M</td> <td>C</td> <td>M</td> </tr> <tr> <td>Ng Hong Whee</td> <td>Independent Non-Executive Director</td> <td>M</td> <td>–</td> <td>C</td> </tr> </tbody> </table> <p>Notes:</p> <p>(1) The ARMC comprises 3 members, all of whom, including the ARMC Chairman, are independent and non-executive.</p> <p>(2) The NC comprises 3 members, the majority of whom, including the NC Chairman, are independent. The Lead Independent Director is the Chairman of the NC.</p> <p>(3) The RC comprises 3 members, all of whom, including the RC Chairman, are independent and non-executive.</p> <p>All directors recognise that they have to discharge their duties and responsibilities at all times as fiduciaries in the interest of the Company and hold Management accountable for performance while the Board is accountable to shareholders through effective governance of the business.</p> <p>The Board has put in place a Code of Conduct to guide employee's compliance with internal controls, policies and procedures of the Group, and to guide their observance of ethics and integrity in the day-to-day conduct of the Group's business.</p> <p>The Board is entrusted to lead and oversee the Company, with the fundamental principle to act in the best interest of the Company. Directors facing conflicts of interest will recuse themselves from discussions and decisions involving the issues of conflict.</p>	Composition of the Board		Composition of the Board Committees • C – Chairman • M – Member			Name of Director	Designation	Audit and Risk Management Committee ("ARMC") ⁽¹⁾	Nominating Committee ("NC") ⁽²⁾	Remuneration Committee ("RC") ⁽³⁾	Anthony Wei Kit Wong ("Anthony Wong")	Non-Executive and Independent Chairman	C	M	M	Na Kyoungwon ("Kay Na")	Executive Director, Chief Operating Officer ("COO"), President and Company Secretary	–	M	–	Richard Lee	Non-Executive and Non-Independent Director	–	–	–	Thong Yuen Siew Jessie ("Jessie Ho")	Lead Independent Non-Executive Director	M	C	M	Ng Hong Whee	Independent Non-Executive Director	M	–	C
Composition of the Board		Composition of the Board Committees • C – Chairman • M – Member																																			
Name of Director	Designation	Audit and Risk Management Committee ("ARMC") ⁽¹⁾	Nominating Committee ("NC") ⁽²⁾	Remuneration Committee ("RC") ⁽³⁾																																	
Anthony Wei Kit Wong ("Anthony Wong")	Non-Executive and Independent Chairman	C	M	M																																	
Na Kyoungwon ("Kay Na")	Executive Director, Chief Operating Officer ("COO"), President and Company Secretary	–	M	–																																	
Richard Lee	Non-Executive and Non-Independent Director	–	–	–																																	
Thong Yuen Siew Jessie ("Jessie Ho")	Lead Independent Non-Executive Director	M	C	M																																	
Ng Hong Whee	Independent Non-Executive Director	M	–	C																																	

Guideline	Code and/or Guide Description	Company's Compliance or Explanation
		<p>In addition to its statutory duties, the Board's principal functions are to:</p> <ul style="list-style-type: none"> • Set out overall long-term strategic plans and objectives for the Group and ensure that the necessary financial and human resources are in place for the Company to meet its objectives; • Establish a framework of prudent and effective internal controls and risk management strategies which enables risk to be assessed and managed, including safeguarding of shareholders' interests and the Group's assets; • Review management performance and monitor the reporting of performance; • Ensure good corporate governance practices to protect the interests of shareholders; and • Appoint directors of the Company and key management personnel of the Group.
1.2	Continuous Training for Directors and Orientation for Incoming Director	<p>All newly appointed directors of the Company will undergo an orientation programme where the director would be briefed on the Group's strategic direction, governance practices, business and organisation structure as well as the expected duties of a director of a listed company. To get a better understanding of the Group's business, the director would visit the Group's operational facilities and meet with key management personnel of the Group. No new directors were appointed to the Board in FY2021.</p> <p>The Board values on-going professional development and recognises that it is important that all directors receive regular training so as to be able to serve effectively on and contribute to the Board.</p> <p>To ensure directors can fulfil their obligations and to continually improve the performance of the Board, all directors are encouraged to undergo continual professional development during the term of their appointment. Professional development may relate to a particular subject area, committee membership, or key developments in the Company's environment, market or operations which may be provided by accredited training providers such as the Singapore Institute of Directors. Directors are encouraged to consult the Chairman and CEO if they consider that they personally, or the Board as a whole, would benefit from specific education or training regarding matters that fall within the responsibility of the Board or relate to the Company's business. Such training costs would be borne by the Company.</p>

CORPORATE GOVERNANCE REPORT

Guideline	Code and/or Guide Description	Company's Compliance or Explanation
		<p>News releases issued by the SGX-ST and the Accounting and Corporate Regulatory Authority (ACRA) and news articles/reports (including analyst reports) which are relevant to the Group's business are regularly circulated to all the directors.</p> <p>During FY2021, the directors were briefed by professionals at ARMC meetings on regulatory changes and changes in financial reporting standards as well as issues which may have an impact on financial statements.</p>
1.3	Matters requiring Board's approval	<p>Matters that require the Board's approval include, amongst others, the following:</p> <ul style="list-style-type: none"> • corporate strategy and business plans of the Group; • overseeing the process of evaluating the adequacy and effectiveness of internal controls, risk management systems and compliance of the Group; • material acquisitions, divestments and capital expenditure of the Group; • share issuance, dividend release or changes in capital of the Company; • budgets, financial results announcements, annual report and audited financial statements of the Group; • material financing and restructuring plans of the Group; and • material interested person transactions of the Group.
1.4	Delegation of Authority to Board Committees	<p>The Board has delegated certain responsibilities to the ARMC, the RC and the NC (collectively, the "Board Committees"). The composition of the Board Committees has been set out in Section 1.1 of this report. The terms of reference of the Board Committees are disclosed in subsequent sections of this report.</p>

Guideline	Code and/or Guide Description	Company's Compliance or Explanation																																																		
1.5	Meeting of Board and Board Committees	<p>The Board meets on a half yearly basis, and as and when circumstances require. The number of Board and Board Committees meetings held and the attendance of each Board member for FY2021 are shown below:</p> <table border="1" data-bbox="639 577 1428 1016"> <thead> <tr> <th colspan="5" data-bbox="639 577 1428 622">Table 1.5 – Board and Board Committee Meetings in FY2021</th> </tr> <tr> <th data-bbox="639 622 970 667"></th> <th data-bbox="973 622 1082 667">Board</th> <th data-bbox="1085 622 1193 667">ARMC</th> <th data-bbox="1197 622 1305 667">NC</th> <th data-bbox="1308 622 1428 667">RC</th> </tr> </thead> <tbody> <tr> <td data-bbox="639 667 970 712">Number of Meetings Held</td> <td data-bbox="973 667 1082 712">5</td> <td data-bbox="1085 667 1193 712">4</td> <td data-bbox="1197 667 1305 712">1</td> <td data-bbox="1308 667 1428 712">1</td> </tr> <tr> <th data-bbox="639 712 970 757">Name of Director</th> <th colspan="4" data-bbox="973 712 1428 757">Number of Meetings Attended</th> </tr> <tr> <td data-bbox="639 757 970 801">Anthony Wong</td> <td data-bbox="973 757 1082 801">5/5</td> <td data-bbox="1085 757 1193 801">4/4</td> <td data-bbox="1197 757 1305 801">1/1</td> <td data-bbox="1308 757 1428 801">1/1</td> </tr> <tr> <td data-bbox="639 801 970 846">Richard Lee</td> <td data-bbox="973 801 1082 846">5/5</td> <td data-bbox="1085 801 1193 846">NA</td> <td data-bbox="1197 801 1305 846">NA</td> <td data-bbox="1308 801 1428 846">NA</td> </tr> <tr> <td data-bbox="639 846 970 891">Kay Na</td> <td data-bbox="973 846 1082 891">5/5</td> <td data-bbox="1085 846 1193 891">NA</td> <td data-bbox="1197 846 1305 891">1/1</td> <td data-bbox="1308 846 1428 891">NA</td> </tr> <tr> <td data-bbox="639 891 970 936">Eugene Lee*</td> <td data-bbox="973 891 1082 936">0/5</td> <td data-bbox="1085 891 1193 936">NA</td> <td data-bbox="1197 891 1305 936">NA</td> <td data-bbox="1308 891 1428 936">NA</td> </tr> <tr> <td data-bbox="639 936 970 981">Jessie Ho</td> <td data-bbox="973 936 1082 981">5/5</td> <td data-bbox="1085 936 1193 981">4/4</td> <td data-bbox="1197 936 1305 981">1/1</td> <td data-bbox="1308 936 1428 981">1/1</td> </tr> <tr> <td data-bbox="639 981 970 1016">Ng Hong Whee</td> <td data-bbox="973 981 1082 1016">5/5</td> <td data-bbox="1085 981 1193 1016">4/4</td> <td data-bbox="1197 981 1305 1016">NA</td> <td data-bbox="1308 981 1428 1016">1/1</td> </tr> </tbody> </table> <p data-bbox="635 1048 1433 1102">NA – Not applicable, as the directors are not members of the respective Board Committee(s).</p> <p data-bbox="635 1128 1433 1191">The Company's Constitution allows for meetings to be held through telephone and/or video-conference.</p> <p data-bbox="635 1218 1334 1249">* Ms Eugene Lee stepped down from the Board on 5 November 2021.</p>	Table 1.5 – Board and Board Committee Meetings in FY2021						Board	ARMC	NC	RC	Number of Meetings Held	5	4	1	1	Name of Director	Number of Meetings Attended				Anthony Wong	5/5	4/4	1/1	1/1	Richard Lee	5/5	NA	NA	NA	Kay Na	5/5	NA	1/1	NA	Eugene Lee*	0/5	NA	NA	NA	Jessie Ho	5/5	4/4	1/1	1/1	Ng Hong Whee	5/5	4/4	NA	1/1
Table 1.5 – Board and Board Committee Meetings in FY2021																																																				
	Board	ARMC	NC	RC																																																
Number of Meetings Held	5	4	1	1																																																
Name of Director	Number of Meetings Attended																																																			
Anthony Wong	5/5	4/4	1/1	1/1																																																
Richard Lee	5/5	NA	NA	NA																																																
Kay Na	5/5	NA	1/1	NA																																																
Eugene Lee*	0/5	NA	NA	NA																																																
Jessie Ho	5/5	4/4	1/1	1/1																																																
Ng Hong Whee	5/5	4/4	NA	1/1																																																

CORPORATE GOVERNANCE REPORT

Guideline	Code and/or Guide Description	Company's Compliance or Explanation																											
1.6	Provision of Information to the Board and Board Committee	<p>It is the aim of the Board to provide shareholders with a balanced and understandable assessment of the Company's performance, position and prospects. This responsibility extends to the half-year and full-year financial results announcements, other price-sensitive public reports and reports to regulators (if required).</p> <p>Management provides the Board with key information that is complete, adequate and timely. The types of information which are provided by Management to the Board are set out in the table below:</p> <table border="1" data-bbox="639 763 1422 1473"> <thead> <tr> <th colspan="3" data-bbox="639 763 1422 837">Table 1.6 – Types of information provided by Management to the Board</th> </tr> <tr> <th data-bbox="639 837 699 880"></th> <th data-bbox="699 837 1209 880">Information</th> <th data-bbox="1209 837 1422 880">Frequency</th> </tr> </thead> <tbody> <tr> <td data-bbox="639 880 699 1021">1.</td> <td data-bbox="699 880 1209 1021">Board papers (with background or explanatory information relating to the matters brought before the Board, where necessary)</td> <td data-bbox="1209 880 1422 1021">Half-Yearly and when necessary</td> </tr> <tr> <td data-bbox="639 1021 699 1099">2.</td> <td data-bbox="699 1021 1209 1099">Updates to the Group's operations and the markets in which the Group operates</td> <td data-bbox="1209 1021 1422 1099">Half-Yearly and when necessary</td> </tr> <tr> <td data-bbox="639 1099 699 1178">3.</td> <td data-bbox="699 1099 1209 1178">Budgets and/or forecasts (with variance analysis)</td> <td data-bbox="1209 1099 1422 1178">Half-Yearly</td> </tr> <tr> <td data-bbox="639 1178 699 1256">4.</td> <td data-bbox="699 1178 1209 1256">Management accounts</td> <td data-bbox="1209 1178 1422 1256">Half-Yearly and when necessary</td> </tr> <tr> <td data-bbox="639 1256 699 1335">5.</td> <td data-bbox="699 1256 1209 1335">Reports on on-going or planned corporate actions</td> <td data-bbox="1209 1256 1422 1335">When necessary</td> </tr> <tr> <td data-bbox="639 1335 699 1413">6.</td> <td data-bbox="699 1335 1209 1413">External Auditors' ("EA") report(s) and Internal Auditors' ("IA") report(s)</td> <td data-bbox="1209 1335 1422 1413">Annually</td> </tr> <tr> <td data-bbox="639 1413 699 1473">7.</td> <td data-bbox="699 1413 1209 1473">Research report(s)</td> <td data-bbox="1209 1413 1422 1473">As and when available</td> </tr> </tbody> </table> <p>Management will on best endeavours, encrypt documents which bear material price-sensitive information when circulating documents electronically.</p> <p>Management will also provide any additional material or information that is requested by the Board or that is necessary to enable the Board to make a balanced and informed assessment of the Group's performance, position and prospects.</p>	Table 1.6 – Types of information provided by Management to the Board				Information	Frequency	1.	Board papers (with background or explanatory information relating to the matters brought before the Board, where necessary)	Half-Yearly and when necessary	2.	Updates to the Group's operations and the markets in which the Group operates	Half-Yearly and when necessary	3.	Budgets and/or forecasts (with variance analysis)	Half-Yearly	4.	Management accounts	Half-Yearly and when necessary	5.	Reports on on-going or planned corporate actions	When necessary	6.	External Auditors' ("EA") report(s) and Internal Auditors' ("IA") report(s)	Annually	7.	Research report(s)	As and when available
Table 1.6 – Types of information provided by Management to the Board																													
	Information	Frequency																											
1.	Board papers (with background or explanatory information relating to the matters brought before the Board, where necessary)	Half-Yearly and when necessary																											
2.	Updates to the Group's operations and the markets in which the Group operates	Half-Yearly and when necessary																											
3.	Budgets and/or forecasts (with variance analysis)	Half-Yearly																											
4.	Management accounts	Half-Yearly and when necessary																											
5.	Reports on on-going or planned corporate actions	When necessary																											
6.	External Auditors' ("EA") report(s) and Internal Auditors' ("IA") report(s)	Annually																											
7.	Research report(s)	As and when available																											

Guideline	Code and/or Guide Description	Company's Compliance or Explanation
1.7	Access to Management, Company Secretary, and Independent Professional Advice	<p>All directors have separate and independent access to Management and the Joint Company Secretaries. The role of the Joint Company Secretaries, the appointment and removal of whom is a decision of the Board as a whole, is as follows:</p> <ul style="list-style-type: none"> • Ensuring that Board procedures are observed and that the Company's Constitution, relevant rules and regulations, including requirements of the Securities and Futures Act 2001 of Singapore, the Companies Act 1967 of Singapore and the Catalist Rules, are complied with; • Assisting the Chairman and the Board to implement and strengthen corporate governance practices, with a view to enhancing long-term shareholder value; • Assisting the Chairman to ensure good information flows within the Board and Board Committees and key management personnel of the Group; • Facilitating orientation and assisting with professional development as required; • Training, designing and implementing a framework for key management personnel's compliance with the Catalist Rules, including timely disclosure of material information; • Attending and preparing minutes for all Board and Board Committee meetings; • As secretary to all the other Board Committees, the Joint Company Secretaries assist to ensure coordination and acts as a liaison between the Board, the Board Committees and key management personnel; and • Assisting the Chairman, the Chairman of each Board Committee and key management personnel in the development of the agendas for the various Board and Board Committee meeting. <p>Individually or collectively, in order to execute their duties, directors are able to obtain independent professional advice at the Company's expense as and when required.</p> <p>Professional advisors may be invited to advise the Board, or and of its members, if the Board or any individual member thereof needs independent advice.</p>

CORPORATE GOVERNANCE REPORT

Guideline	Code and/or Guide Description	Company's Compliance or Explanation
Board Composition and Guidance		
2.1 2.2 2.3	Board Composition and Degree of Independence of the Board	<p>There is a strong and independent element on the Board, with Independent Directors, including the Chairman of the Board who is independent, making up more than half of the Board. The Non-Executive Directors make up a majority of the Board.</p> <p>As at the date of this report, the Board comprises five (5) directors, one (1) of whom is Executive Director, three (3) of whom are Independent and Non-Executive Directors and one (1) of whom is a Non-Independent and Non-Executive Director.</p> <p>The Independent Directors have no relationship with the Company, its related corporations, its substantial shareholders or officers that could interfere, or be reasonably perceived to interfere, with the exercise of the director's independent business judgement in the best interests of the Company.</p> <p>The Company does not have any alternate directors to the existing directors of the Company. However, alternate directors may be appointed as and when the Board deems necessary. Circumstances which warrant such appointments may include health, age related concerns as well as Board succession plans.</p>
2.4	Composition and Size of the Board	<p>The Board is of the opinion that it would be most effective to draw on the wealth of experience from the longer serving directors while concurrently taking progressive steps to review and consider opportunities to refresh the Board as and when deemed required.</p> <p>To meet the changing challenges in the industry and country which the Group operates in, such reviews, which includes considering factors such as the expertise, skills and perspectives which the Board needs against the existing competencies would be done on an annual basis to ensure that the Board's dynamics remain optimal.</p> <p>The Board's policy in identifying potential directors is primarily to have an appropriate mix of members with complementary skills, core competencies and experience for the Group and it also takes cognizance on gender and age diversity.</p>

Guideline	Code and/or Guide Description	Company's Compliance or Explanation																																				
		<p>The current Board composition provides a diversity of skills, experience, gender and knowledge to the Company as follows:</p> <table border="1" data-bbox="638 546 1428 1167"> <thead> <tr> <th colspan="3" data-bbox="638 546 1428 584">Table 2.4 – Balance and Diversity of the Board</th> </tr> <tr> <th data-bbox="638 584 1018 663"></th> <th data-bbox="1018 584 1224 663">Number of Directors</th> <th data-bbox="1224 584 1428 663">Proportion of Board</th> </tr> </thead> <tbody> <tr> <td colspan="3" data-bbox="638 663 1428 707">Core Competencies</td> </tr> <tr> <td data-bbox="638 707 1018 752">– Accounting or finance</td> <td data-bbox="1018 707 1224 752">4</td> <td data-bbox="1224 707 1428 752">80%</td> </tr> <tr> <td data-bbox="638 752 1018 797">– Business management</td> <td data-bbox="1018 752 1224 797">5</td> <td data-bbox="1224 752 1428 797">100%</td> </tr> <tr> <td data-bbox="638 797 1018 842">– Legal or corporate governance</td> <td data-bbox="1018 797 1224 842">2</td> <td data-bbox="1224 797 1428 842">40%</td> </tr> <tr> <td data-bbox="638 842 1018 920">– Relevant industry knowledge or experience</td> <td data-bbox="1018 842 1224 920">2</td> <td data-bbox="1224 842 1428 920">40%</td> </tr> <tr> <td data-bbox="638 920 1018 965">– Strategic planning experience</td> <td data-bbox="1018 920 1224 965">5</td> <td data-bbox="1224 920 1428 965">100%</td> </tr> <tr> <td data-bbox="638 965 1018 1043">– Customer based experience or knowledge</td> <td data-bbox="1018 965 1224 1043">2</td> <td data-bbox="1224 965 1428 1043">40%</td> </tr> <tr> <td colspan="3" data-bbox="638 1043 1428 1088">Gender</td> </tr> <tr> <td data-bbox="638 1088 1018 1133">– Male</td> <td data-bbox="1018 1088 1224 1133">4</td> <td data-bbox="1224 1088 1428 1133">80%</td> </tr> <tr> <td data-bbox="638 1133 1018 1167">– Female</td> <td data-bbox="1018 1133 1224 1167">1</td> <td data-bbox="1224 1133 1428 1167">20%</td> </tr> </tbody> </table> <p>The Board has taken the following steps to maintain or enhance its balance and diversity:</p> <ul data-bbox="638 1294 1428 1518" style="list-style-type: none"> • Annual review by the NC to assess if the existing attributes and core competencies of the Board are complementary and enhance the efficacy of the Board; and • Annual evaluation by the directors of the skill sets the other directors possess, with a view to understand the range of expertise which is lacking by the Board. <p>The NC will consider the results of these exercises in its recommendation for the appointment of new directors and/or the re-appointment of incumbent directors.</p>	Table 2.4 – Balance and Diversity of the Board				Number of Directors	Proportion of Board	Core Competencies			– Accounting or finance	4	80%	– Business management	5	100%	– Legal or corporate governance	2	40%	– Relevant industry knowledge or experience	2	40%	– Strategic planning experience	5	100%	– Customer based experience or knowledge	2	40%	Gender			– Male	4	80%	– Female	1	20%
Table 2.4 – Balance and Diversity of the Board																																						
	Number of Directors	Proportion of Board																																				
Core Competencies																																						
– Accounting or finance	4	80%																																				
– Business management	5	100%																																				
– Legal or corporate governance	2	40%																																				
– Relevant industry knowledge or experience	2	40%																																				
– Strategic planning experience	5	100%																																				
– Customer based experience or knowledge	2	40%																																				
Gender																																						
– Male	4	80%																																				
– Female	1	20%																																				
2.5	Meeting without the presence of Management	<p>Led by the Lead Independent Director, the Non-Executive Directors and Independent Directors are scheduled to meet regularly, and as warranted, in the absence of key management personnel to discuss concerns or matters such as the effectiveness of Management.</p> <p>The Non-Executive Directors and Independent Directors have met once in the absence of key management personnel in February 2021 and provided feedback to the Board accordingly.</p>																																				

CORPORATE GOVERNANCE REPORT

Guideline	Code and/or Guide Description	Company's Compliance or Explanation
Chairman and Chief Executive Officer		
3.1 3.2	Role and Responsibility of Chairman and CEO	<p>The roles of Chairman and CEO are handled by two separate persons and their duties are segregated.</p> <p>Mr Anthony Wong is a Non-Executive and Independent Director and is also the Chairman of the Board. As part of his duties, the Chairman also ensures that Board meetings are held when necessary and sets the Board meeting agenda in consultation with the CEO, acting as facilitator at Board meetings and maintaining regular dialogue with the Management on all operational matters. In addition, the Chairman ensures that Board members are provided with complete, adequate and timely information, facilitates the effective contribution of Non-Executive Directors, ensures there is effective communication with shareholders and promotes high standards of corporate governance.</p> <p>Mr Ko Jihwan is the CEO and assumes executive responsibilities of the overall business and operational decisions of the Company.</p>
3.3	Lead Independent Director	Ms Jessie Ho is the Lead Independent Director. She is available to shareholders to address concerns or issues that shareholders may have and for which communication with the Company's Chairman and/or Management has failed to resolve the concerns or issues, or where such communication is inappropriate.
Board Membership		
4.1	Role and Terms of Reference of NC	<p>The NC is guided by key terms of reference as follows:</p> <ul style="list-style-type: none"> (a) Reviewing and recommending candidates for appointments to the Board (including alternate directors, if necessary) and Board Committees; (b) Reviewing and approving any new employment of related persons and proposed terms of their employment; (c) Re-nominating the Company's directors for re-election in accordance with the Constitution at each annual general meeting and having regard to the director's contribution and performance (including alternate directors, if applicable). All directors are required to retire from office once in every three years. However, a retiring director is eligible for re-election at the meeting at which he retires; (d) Determining on an annual basis whether or not a director of the Company is independent;

Guideline	Code and/or Guide Description	Company's Compliance or Explanation
		<p>(e) Deciding whether or not a director of the Company is able to and has been adequately carrying out his duties and responsibilities as a director, including time and effort contributed to the Company, attendance at meetings of the Board and Board Committees, participation at meetings and contributions that are constructive, analytical, independent and well-considered, and taking into consideration the director's board representations in other listed companies and other principal commitments;</p> <p>(f) Deciding how the Board's, Board Committees' and individual director's performance may be evaluated and propose objective performance criteria, as approved by the Board, that allows comparison with its industry peers, and address how the Board has enhanced long term shareholders' value;</p> <p>(g) Recommending to the Board the review of board succession plans for the Company's directors;</p> <p>(h) Reviewing training and professional development programmes for the Board;</p> <p>(i) Recommending the appointment of key management positions, reviewing succession plans for key positions within the Group and overseeing the development of key executives and talented executives within the Group; and</p> <p>(j) Reviewing and assessing from time to time whether any director or any person involved in the day-to-day management of the Group is related to, or is appointed pursuant to an agreement or arrangement with, a controlling shareholder and/or its associates.</p>
4.2	Composition of NC	The NC comprises one (1) Executive Director and two (2) Non-Executive and Independent Directors. Accordingly, majority of the NC members, including the Chairman of the NC is independent. The Chairman of the NC is also the Lead Independent Director of the Company.

CORPORATE GOVERNANCE REPORT

Guideline	Code and/or Guide Description	Company's Compliance or Explanation																		
4.3	Board nomination process for the Company in the last financial year for (i) selecting and appointing new directors and (ii) re-electing incumbent directors.	<p data-bbox="647 479 1433 539">Table 4.3(a) – Process for the Selection and Appointment of New Directors</p> <table border="1" data-bbox="638 548 1433 1122"> <tbody> <tr> <td data-bbox="644 557 699 723">1.</td> <td data-bbox="705 557 935 723">Determination of selection criteria</td> <td data-bbox="941 557 1426 723"> <ul data-bbox="948 557 1420 723" style="list-style-type: none"> • The NC, in consultation with the Board, would identify the current needs of the Board in terms of skills, experience, knowledge and gender to complement and strengthen the Board. </td> </tr> <tr> <td data-bbox="644 732 699 898">2.</td> <td data-bbox="705 732 935 898">Search for suitable candidates</td> <td data-bbox="941 732 1426 898"> <ul data-bbox="948 732 1420 898" style="list-style-type: none"> • The NC would consider candidates proposed by the directors, key management personnel or substantial shareholders, and may engage external recruitment consultants where necessary. </td> </tr> <tr> <td data-bbox="644 907 699 1005">3.</td> <td data-bbox="705 907 935 1005">Assessment of shortlisted candidates</td> <td data-bbox="941 907 1426 1005"> <ul data-bbox="948 907 1420 1005" style="list-style-type: none"> • The NC would meet and interview the shortlisted candidates to assess their suitability. </td> </tr> <tr> <td data-bbox="644 1014 699 1122">4.</td> <td data-bbox="705 1014 935 1122">Appointment of Director</td> <td data-bbox="941 1014 1426 1122"> <ul data-bbox="948 1014 1420 1122" style="list-style-type: none"> • The NC would recommend the selected candidate to the Board for consideration and approval. </td> </tr> </tbody> </table> <p data-bbox="647 1162 1433 1193">Table 4.3(b) – Process for the Re-election of Incumbent Directors</p> <table border="1" data-bbox="638 1202 1433 1619"> <tbody> <tr> <td data-bbox="644 1211 699 1444">1.</td> <td data-bbox="705 1211 935 1444">Assessment of Director</td> <td data-bbox="941 1211 1426 1444"> <ul data-bbox="948 1211 1420 1444" style="list-style-type: none"> • The NC would assess the performance of the director in accordance with the performance criteria set by the Board; and • The NC would also consider the current needs of the Board. </td> </tr> <tr> <td data-bbox="644 1453 699 1619">2.</td> <td data-bbox="705 1453 935 1619">Re-appointment of Director</td> <td data-bbox="941 1453 1426 1619"> <ul data-bbox="948 1453 1420 1619" style="list-style-type: none"> • Subject to the NC's satisfactory assessment, the NC would recommend the proposed re-election of the director to the Board for its consideration and approval. </td> </tr> </tbody> </table>	1.	Determination of selection criteria	<ul data-bbox="948 557 1420 723" style="list-style-type: none"> • The NC, in consultation with the Board, would identify the current needs of the Board in terms of skills, experience, knowledge and gender to complement and strengthen the Board. 	2.	Search for suitable candidates	<ul data-bbox="948 732 1420 898" style="list-style-type: none"> • The NC would consider candidates proposed by the directors, key management personnel or substantial shareholders, and may engage external recruitment consultants where necessary. 	3.	Assessment of shortlisted candidates	<ul data-bbox="948 907 1420 1005" style="list-style-type: none"> • The NC would meet and interview the shortlisted candidates to assess their suitability. 	4.	Appointment of Director	<ul data-bbox="948 1014 1420 1122" style="list-style-type: none"> • The NC would recommend the selected candidate to the Board for consideration and approval. 	1.	Assessment of Director	<ul data-bbox="948 1211 1420 1444" style="list-style-type: none"> • The NC would assess the performance of the director in accordance with the performance criteria set by the Board; and • The NC would also consider the current needs of the Board. 	2.	Re-appointment of Director	<ul data-bbox="948 1453 1420 1619" style="list-style-type: none"> • Subject to the NC's satisfactory assessment, the NC would recommend the proposed re-election of the director to the Board for its consideration and approval.
1.	Determination of selection criteria	<ul data-bbox="948 557 1420 723" style="list-style-type: none"> • The NC, in consultation with the Board, would identify the current needs of the Board in terms of skills, experience, knowledge and gender to complement and strengthen the Board. 																		
2.	Search for suitable candidates	<ul data-bbox="948 732 1420 898" style="list-style-type: none"> • The NC would consider candidates proposed by the directors, key management personnel or substantial shareholders, and may engage external recruitment consultants where necessary. 																		
3.	Assessment of shortlisted candidates	<ul data-bbox="948 907 1420 1005" style="list-style-type: none"> • The NC would meet and interview the shortlisted candidates to assess their suitability. 																		
4.	Appointment of Director	<ul data-bbox="948 1014 1420 1122" style="list-style-type: none"> • The NC would recommend the selected candidate to the Board for consideration and approval. 																		
1.	Assessment of Director	<ul data-bbox="948 1211 1420 1444" style="list-style-type: none"> • The NC would assess the performance of the director in accordance with the performance criteria set by the Board; and • The NC would also consider the current needs of the Board. 																		
2.	Re-appointment of Director	<ul data-bbox="948 1453 1420 1619" style="list-style-type: none"> • Subject to the NC's satisfactory assessment, the NC would recommend the proposed re-election of the director to the Board for its consideration and approval. 																		

Guideline	Code and/or Guide Description	Company's Compliance or Explanation
4.4	Determining Director's Independence	<p>The Board takes into account the existence of relationships or circumstances, including those identified by the Code, that are relevant in its determination as to whether a director is independent. In addition, the NC reviews the individual directors' declaration in their assessment of independence. The Independent Directors confirmed their independence in accordance with the Code on an annual basis. The NC has also reviewed and confirmed the independence of the Independent Directors in accordance with the Code during the NC and Board meetings held in February 2021 and is satisfied that the Independent Directors are able to exercise independent business judgement in the best interests of the Company.</p> <p>There are no Independent Directors who have served beyond nine (9) years since the date of his/her first appointment.</p>
4.5	Assessment of Commitment of Directors, including assessment of Directors sitting on Multiple Boards	<p>The Board has set the maximum number of listed company board representations as 6.</p> <p>Having assessed the capacity of the directors based on factors disclosed below, the Board is of the view that this number would allow directors to have increased exposure to different Boards and broaden their experience and knowledge in relation to Board matters, hence ultimately benefitting the Company. The considerations in assessing the capacity of directors include the following:</p> <ul style="list-style-type: none"> • Expected and/or competing time commitments of directors, including whether such commitment is a full-time or part-time employment capacity; • Geographical location of directors; • Size and composition of the Board; • Nature and scope of the Group's operations and size; and • Capacity, complexity and expectations of the other listed directorships and principal commitments held. <p>The NC has reviewed the time spent and attention given by each of the directors to the Company's and the Group's affairs, taking into account the multiple directorships and other principal commitments of each of the directors (if any), and is satisfied that all directors have discharged their duties adequately for FY2021.</p> <p>The key information of the directors, including their appointment dates and directorships in other listed companies held in the past 5 years, are set out on pages 24 to 25 of this annual report. Additional details are also shown below.</p>

CORPORATE GOVERNANCE REPORT

Guideline	Code and/or Guide Description	Company's Compliance or Explanation																																								
		<p>A list of directorships of the directors of the Company in other listed companies and the principal commitments of each director as at the date of this report is set out below:</p> <table border="1" data-bbox="638 591 1430 1697"> <caption data-bbox="644 600 1158 629">Table 4.5 – Directorship Additional Details</caption> <thead> <tr> <th data-bbox="638 638 746 801" rowspan="2">Name</th> <th colspan="2" data-bbox="753 638 1002 689">Directorship in the Company</th> <th colspan="2" data-bbox="1008 638 1238 689">Directorship(s) in other listed companies</th> <th data-bbox="1244 638 1423 801" rowspan="2">Principal commitments⁽¹⁾</th> </tr> <tr> <th data-bbox="753 698 874 801">Initial Appointment Date</th> <th data-bbox="880 698 1002 801">Date of last appointment</th> <th data-bbox="1008 698 1110 801">Present</th> <th data-bbox="1117 698 1238 801">Past preceding five (5) years</th> </tr> </thead> <tbody> <tr> <td data-bbox="638 810 746 862">Anthony Wong</td> <td data-bbox="753 810 874 862">20 June 2014</td> <td data-bbox="880 810 1002 862">30 April 2019</td> <td data-bbox="1008 810 1110 862">N.A.</td> <td data-bbox="1117 810 1238 862">N.A.</td> <td data-bbox="1244 810 1423 862"> <ul style="list-style-type: none"> • Canada Rare Earth Corporation </td> </tr> <tr> <td data-bbox="638 871 746 967">Richard Lee</td> <td data-bbox="753 871 874 967">18 January 2018</td> <td data-bbox="880 871 1002 967">30 April 2021</td> <td data-bbox="1008 871 1110 967">Spackman Equities Group Inc.</td> <td data-bbox="1117 871 1238 967">N.A.</td> <td data-bbox="1244 871 1423 967"> <ul style="list-style-type: none"> • Spackman Media Group Limited • Spackman Media Korea Inc. </td> </tr> <tr> <td data-bbox="638 976 746 1361">Kay Na</td> <td data-bbox="753 976 874 1361">18 January 2018</td> <td data-bbox="880 976 1002 1361">29 June 2020</td> <td data-bbox="1008 976 1110 1361">Spackman Equities Group Inc.</td> <td data-bbox="1117 976 1238 1361">N.A.</td> <td data-bbox="1244 976 1423 1361"> <ul style="list-style-type: none"> • Take Pictures Pte. Ltd. • Spackman Media Group Pte. Ltd. • Constellation Agency Pte. Ltd. • Spackman Media Group Limited • Spackman Entertainment Group (HK) Limited • Spackman Equities Limited • Spackman Entertainment Korea Inc. </td> </tr> <tr> <td data-bbox="638 1370 746 1612">Jessie Ho</td> <td data-bbox="753 1370 874 1612">10 January 2014</td> <td data-bbox="880 1370 1002 1612">30 April 2021</td> <td data-bbox="1008 1370 1110 1612">N.A.</td> <td data-bbox="1117 1370 1238 1612">N.A.</td> <td data-bbox="1244 1370 1423 1612"> <ul style="list-style-type: none"> • JHT Law Corporation • Halogen Foundation (Singapore) • Tsing Investments Pte. Ltd. • Indo Kaya Energi Pte. Ltd. • Arrow Consulting Pte. Ltd. </td> </tr> <tr> <td data-bbox="638 1621 746 1697">Ng Hong Whee</td> <td data-bbox="753 1621 874 1697">20 June 2014</td> <td data-bbox="880 1621 1002 1697">30 April 2019</td> <td data-bbox="1008 1621 1110 1697">LS 2 Holdings Limited</td> <td data-bbox="1117 1621 1238 1697">N.A.</td> <td data-bbox="1244 1621 1423 1697"> <ul style="list-style-type: none"> • NHW Pte. Ltd. • WGP Holdings Pte. Ltd. </td> </tr> </tbody> </table> <p data-bbox="638 1729 689 1751">Note:</p> <p data-bbox="638 1760 1430 1892">(1) Under the Code, the term "principal commitments" includes all commitments which involve significant time commitment such as full-time occupation, consultancy work, committee work, non-listed company board representations and directorships and involvement in non-profit organisations. Where a director sits on the boards of non active related corporations, those appointments should not normally be considered principal commitments.</p>	Name	Directorship in the Company		Directorship(s) in other listed companies		Principal commitments ⁽¹⁾	Initial Appointment Date	Date of last appointment	Present	Past preceding five (5) years	Anthony Wong	20 June 2014	30 April 2019	N.A.	N.A.	<ul style="list-style-type: none"> • Canada Rare Earth Corporation 	Richard Lee	18 January 2018	30 April 2021	Spackman Equities Group Inc.	N.A.	<ul style="list-style-type: none"> • Spackman Media Group Limited • Spackman Media Korea Inc. 	Kay Na	18 January 2018	29 June 2020	Spackman Equities Group Inc.	N.A.	<ul style="list-style-type: none"> • Take Pictures Pte. Ltd. • Spackman Media Group Pte. Ltd. • Constellation Agency Pte. Ltd. • Spackman Media Group Limited • Spackman Entertainment Group (HK) Limited • Spackman Equities Limited • Spackman Entertainment Korea Inc. 	Jessie Ho	10 January 2014	30 April 2021	N.A.	N.A.	<ul style="list-style-type: none"> • JHT Law Corporation • Halogen Foundation (Singapore) • Tsing Investments Pte. Ltd. • Indo Kaya Energi Pte. Ltd. • Arrow Consulting Pte. Ltd. 	Ng Hong Whee	20 June 2014	30 April 2019	LS 2 Holdings Limited	N.A.	<ul style="list-style-type: none"> • NHW Pte. Ltd. • WGP Holdings Pte. Ltd.
Name	Directorship in the Company			Directorship(s) in other listed companies		Principal commitments ⁽¹⁾																																				
	Initial Appointment Date	Date of last appointment	Present	Past preceding five (5) years																																						
Anthony Wong	20 June 2014	30 April 2019	N.A.	N.A.	<ul style="list-style-type: none"> • Canada Rare Earth Corporation 																																					
Richard Lee	18 January 2018	30 April 2021	Spackman Equities Group Inc.	N.A.	<ul style="list-style-type: none"> • Spackman Media Group Limited • Spackman Media Korea Inc. 																																					
Kay Na	18 January 2018	29 June 2020	Spackman Equities Group Inc.	N.A.	<ul style="list-style-type: none"> • Take Pictures Pte. Ltd. • Spackman Media Group Pte. Ltd. • Constellation Agency Pte. Ltd. • Spackman Media Group Limited • Spackman Entertainment Group (HK) Limited • Spackman Equities Limited • Spackman Entertainment Korea Inc. 																																					
Jessie Ho	10 January 2014	30 April 2021	N.A.	N.A.	<ul style="list-style-type: none"> • JHT Law Corporation • Halogen Foundation (Singapore) • Tsing Investments Pte. Ltd. • Indo Kaya Energi Pte. Ltd. • Arrow Consulting Pte. Ltd. 																																					
Ng Hong Whee	20 June 2014	30 April 2019	LS 2 Holdings Limited	N.A.	<ul style="list-style-type: none"> • NHW Pte. Ltd. • WGP Holdings Pte. Ltd. 																																					

Guideline	Code and/or Guide Description	Company's Compliance or Explanation												
		<p>Mr Anthony Wong and Mr Ng Hong Whee will retire by rotation pursuant to the Constitution of the Company, and being eligible and having consented, will be nominated for re-election as directors at the forthcoming Annual General Meeting ("AGM"). Upon re-election, Mr Anthony Wong will remain as the Non-Executive and Independent Chairman of the Board, Chairman of the ARMC and members of the NC and RC of the Company. Mr Ng Hong Whee will, upon re-election, remain as an Independent Non-Executive Director of the Company, Chairman of RC and member of ARMC.</p> <p>The NC, with the respective member who is interested in the discussion having abstained from the deliberations, had recommended the above respective directors for re-election at the forthcoming AGM.</p>												
Board Performance														
<p>5.1 5.2</p>	<p>Performance criteria and process for evaluation</p>	<p>The table below sets out the performance criteria, as recommended by the NC and approved by the Board, to be relied upon to evaluate the effectiveness of the Board as a whole and its Board Committees, and for assessing the contribution by each Director to the effectiveness of the Board:</p> <table border="1" data-bbox="638 1120 1428 1854"> <thead> <tr> <th colspan="3" data-bbox="638 1120 1428 1167">Table 5</th> </tr> <tr> <th data-bbox="638 1169 842 1247">Performance Criteria</th> <th data-bbox="844 1169 1155 1247">Board and Board Committees</th> <th data-bbox="1157 1169 1428 1247">Individual Directors</th> </tr> </thead> <tbody> <tr> <td data-bbox="638 1249 842 1547">Quantitative</td> <td data-bbox="844 1249 1155 1547"> <ol style="list-style-type: none"> 1. Size and composition 2. Access to information 3. Board processes 4. Strategic planning 5. Board accountability 6. Risk management 7. Succession planning </td> <td data-bbox="1157 1249 1428 1547"> <ol style="list-style-type: none"> 1. Commitment of time 2. Knowledge and abilities 3. Teamwork 4. Independence (if applicable) 5. Overall effectiveness </td> </tr> <tr> <td data-bbox="638 1550 842 1854">Quantitative</td> <td data-bbox="844 1550 1155 1854"> <ol style="list-style-type: none"> 1. Return on equity 2. Performance of the Company's share price over a 3-year period vis-à-vis the FTSE Straits Time Index and a benchmark of the Company's industry peers </td> <td data-bbox="1157 1550 1428 1854"> <ol style="list-style-type: none"> 1. Attendance at Board and Board Committee meetings </td> </tr> </tbody> </table> <p>The NC would review the criteria on a periodic basis to ensure that the criteria is able to provide an accurate and effective performance assessment taking into consideration industry standards and the economic climate with the objective to enhance long-term shareholders value, thereafter propose amendments, if any, to the Board for approval.</p>	Table 5			Performance Criteria	Board and Board Committees	Individual Directors	Quantitative	<ol style="list-style-type: none"> 1. Size and composition 2. Access to information 3. Board processes 4. Strategic planning 5. Board accountability 6. Risk management 7. Succession planning 	<ol style="list-style-type: none"> 1. Commitment of time 2. Knowledge and abilities 3. Teamwork 4. Independence (if applicable) 5. Overall effectiveness 	Quantitative	<ol style="list-style-type: none"> 1. Return on equity 2. Performance of the Company's share price over a 3-year period vis-à-vis the FTSE Straits Time Index and a benchmark of the Company's industry peers 	<ol style="list-style-type: none"> 1. Attendance at Board and Board Committee meetings
Table 5														
Performance Criteria	Board and Board Committees	Individual Directors												
Quantitative	<ol style="list-style-type: none"> 1. Size and composition 2. Access to information 3. Board processes 4. Strategic planning 5. Board accountability 6. Risk management 7. Succession planning 	<ol style="list-style-type: none"> 1. Commitment of time 2. Knowledge and abilities 3. Teamwork 4. Independence (if applicable) 5. Overall effectiveness 												
Quantitative	<ol style="list-style-type: none"> 1. Return on equity 2. Performance of the Company's share price over a 3-year period vis-à-vis the FTSE Straits Time Index and a benchmark of the Company's industry peers 	<ol style="list-style-type: none"> 1. Attendance at Board and Board Committee meetings 												

CORPORATE GOVERNANCE REPORT

Guideline	Code and/or Guide Description	Company's Compliance or Explanation
		<p>The review of the performance of the Board and the Board Committees is conducted by the NC annually. The review of the performance of each director is also conducted at least annually and when a particular director is due for re-election.</p> <p>The NC had conducted its review in February 2022 and the process was as follows:</p> <ol style="list-style-type: none"> 1. All Directors individually completed a board evaluation questionnaire on the effectiveness of the Board, the Board Committees and the individual directors based on criteria disclosed in Table 5 above; 2. One of the Joint Company Secretaries collated and submitted the questionnaire results to the NC Chairman in the form of a report; and 3. The NC discussed the report and concluded the performance results during the NC meeting. <p>All NC members have abstained from the voting or review process of any matters in connection with the assessment of his/her own performance.</p> <p>No external facilitator was used in the evaluation process.</p>
REMUNERATION MATTERS		
Procedures for Developing Remuneration Policies		
6.1 and 6.3	Role and Terms of Reference of RC	<p>The RC is guided by key terms of reference as follows:</p> <ol style="list-style-type: none"> (a) Review and recommend to the Board a general framework of remuneration and specific remuneration packages for each director and key management personnel; (b) Review and recommend to the Board the service contracts of Executive Directors and key management personnel and ensure that such services contracts are fair and not excessively long or with onerous renewal/termination clauses; (c) Reviewing the on-going appropriateness and relevance of the executive remuneration policy and other benefit programmes; (d) Considering, reviewing and approving and/or varying (if necessary) the entire specific remuneration package and service contract terms for each member of key management (including salaries, allowances, bonuses, payments, options, benefits in kind, retirement rights, severance packages and service contracts) having regard to the executive remuneration policy for each of the companies within the Group;

Guideline	Code and/or Guide Description	Company's Compliance or Explanation
		<p>(e) Considering and approving termination payments, retirement payments, gratuities, ex-gratia payments, severance payments and other similar payments to each member of key management;</p> <p>(f) Determining, reviewing and approving the design of all option plans, stock plans and/or other equity-based plans that the Group proposes to implement, to determine each year whether awards will be made under such plans, to review and approve each award as well as the total proposed awards under each plan in accordance with the rules governing each plan and to review, approve and keep under review performance hurdles and/or fulfilment of performance hurdles under such plans;</p> <p>(g) Reviewing the remuneration of employees who are related to the directors and substantial shareholders of the Company to ensure that their remuneration packages are in line with the staff remuneration guideline and commensurate with their respective job scopes and level of responsibilities; and</p> <p>(h) To administer the Spackman Entertainment Group Limited Employee Share Option Scheme.</p>
6.2	Composition of RC	The RC comprises three (3) members, all of whom including the RC Chairman are independent and non-executive.
6.4	Access to Remuneration Consultant	<p>The RC has access to professional advice of external experts in the area of remuneration, where required.</p> <p>No remuneration consultants were engaged by the Company in FY2021.</p>
Level and Mix of Remuneration		
7.	Determining the level of remuneration	<p>In determining the level of remuneration, the RC shall:</p> <ul style="list-style-type: none"> • give due consideration to the Code's principles and guidance notes on the level and mix of remuneration so as to ensure that the level of remuneration is appropriate to attract, retain and motivate directors and key management personnel needed to run the Company successfully, taking into account the risk policies of the Company and be symmetric with risks outcomes and be sensitive to the time horizon of risks; • ensure that proportion of the remuneration is linked to corporate and individual's performance; and • design remuneration packages in such manner to align interests of the Executive Director(s) and key management personnel with those of shareholders.

CORPORATE GOVERNANCE REPORT

Guideline	Code and/or Guide Description	Company's Compliance or Explanation												
		Annual review is carried out by the RC to ensure that the remuneration of the Executive Directors and key management personnel commensurate with the Company's and their performance, giving due regard to the financial and commercial health and business needs of the Group. The performance of the CEO is reviewed periodically by the RC and the Board.												
7.1	Remuneration Structure of Executive Director, CEO and Key Management Personnel	<p>The remuneration received by the Executive Directors and key management personnel takes into consideration his or her individual performance and contribution towards the overall performance of the Group for FY2021.</p> <p>Their remuneration is made up of fixed and variable compensations. The fixed compensation consists of an annual base salary, fixed allowance and annual wage supplement. The variable compensation is determined based on the level of achievement of corporate and individual performance objectives.</p> <p>The following performance conditions were chosen for the Group to remain competitive and to motivate the Executive Directors, CEO and key management personnel to work in alignment with the goals of all stakeholders:</p> <table border="1" data-bbox="639 1111 1426 1868"> <thead> <tr> <th colspan="3" data-bbox="639 1111 1426 1155">Table 7.1</th> </tr> <tr> <th data-bbox="639 1162 842 1267">Performance Conditions</th> <th data-bbox="847 1162 1155 1267">Short-term Incentives (such as performance bonus)</th> <th data-bbox="1160 1162 1426 1267">Long-term Incentives (such as the Scheme)</th> </tr> </thead> <tbody> <tr> <td data-bbox="639 1274 842 1507">Quantitative</td> <td data-bbox="847 1274 1155 1507"> <ol style="list-style-type: none"> 1. Leadership 2. People development 3. Commitment 4. Teamwork 5. Current market and industry practices </td> <td data-bbox="1160 1274 1426 1507"> <ol style="list-style-type: none"> 1. Current market and industry practices </td> </tr> <tr> <td data-bbox="639 1514 842 1868">Quantitative</td> <td data-bbox="847 1514 1155 1868"> <ol style="list-style-type: none"> 1. Return on equity 2. Relative financial performance of the Group to its industry peers for that particular financial year under assessment </td> <td data-bbox="1160 1514 1426 1868"> <ol style="list-style-type: none"> 1. Relative financial performance of the Group to its industry peers over a 3-year period 2. Improvement in the Company's share price over a 3-year period <i>vis-à-vis</i> the FTSE Straits Times Index </td> </tr> </tbody> </table>	Table 7.1			Performance Conditions	Short-term Incentives (such as performance bonus)	Long-term Incentives (such as the Scheme)	Quantitative	<ol style="list-style-type: none"> 1. Leadership 2. People development 3. Commitment 4. Teamwork 5. Current market and industry practices 	<ol style="list-style-type: none"> 1. Current market and industry practices 	Quantitative	<ol style="list-style-type: none"> 1. Return on equity 2. Relative financial performance of the Group to its industry peers for that particular financial year under assessment 	<ol style="list-style-type: none"> 1. Relative financial performance of the Group to its industry peers over a 3-year period 2. Improvement in the Company's share price over a 3-year period <i>vis-à-vis</i> the FTSE Straits Times Index
Table 7.1														
Performance Conditions	Short-term Incentives (such as performance bonus)	Long-term Incentives (such as the Scheme)												
Quantitative	<ol style="list-style-type: none"> 1. Leadership 2. People development 3. Commitment 4. Teamwork 5. Current market and industry practices 	<ol style="list-style-type: none"> 1. Current market and industry practices 												
Quantitative	<ol style="list-style-type: none"> 1. Return on equity 2. Relative financial performance of the Group to its industry peers for that particular financial year under assessment 	<ol style="list-style-type: none"> 1. Relative financial performance of the Group to its industry peers over a 3-year period 2. Improvement in the Company's share price over a 3-year period <i>vis-à-vis</i> the FTSE Straits Times Index 												

Guideline	Code and/or Guide Description	Company's Compliance or Explanation
	Contractual Provision Protecting the Company's Interest	<p>The Company currently does not have any contractual provisions which would allow it to reclaim incentives from the Executive Directors and key management personnel in certain circumstances.</p> <p>The Board is of the view that as the Group pays performance bonuses based on the actual performance of the Group and/or Company (and not on forward-looking results) as well as the actual performances of its Executive Directors and key management personnel, "claw-back" provisions in the service agreements may not be relevant or appropriate.</p>
7.2	Remuneration of Non-Executive Director	<p>The Non-Executive Directors do not have any service contracts. Each of them is paid a basic fee, determined by the Board based on their level of contribution and scope of responsibilities.</p> <p>These fees are subject to approval by shareholders as a lump sum payment at the AGM of the Company. The Board, together with the NC, ensures that the Non-Executive and Independent Directors are not compensated to the extent that their independence is compromised.</p>
7.3	Remuneration Framework	<p>The Board is of the view that the current remuneration structure for the Executive Directors, Non-Executive Directors and key management personnel are appropriate to attract, retain and motivate the directors to provide good stewardship of the Company and key management personnel to successfully manage the Company for the long term.</p>
Disclosure on Remuneration		
8.	Company's remuneration policy	<p>The Company's remuneration policy which covers all aspects of remuneration, including but not limited to directors' fees, salaries, allowances, benefits-in-kind, bonuses, options, share-based incentives and awards, is one that seeks to attract, retain and motivate talent to achieve the Group's business vision and create sustainable value for its stakeholders. The policy articulates to staff the link that total compensation has to the achievement of organisational and individual performance objectives, and benchmarked against relevant and comparative compensation in the market.</p>

CORPORATE GOVERNANCE REPORT

Guideline	Code and/or Guide Description	Company's Compliance or Explanation																																																																
8.1 (a)	Director's and the CEO's remuneration as well as a breakdown (in percentage or dollar terms) into base/fixed salary, variable or performance-related income/bonuses, benefits in kind, stock options granted, share-based incentives and awards, and other long-term incentives.	<p>The breakdown for the remuneration of the directors and CEO for FY2021 is as follows:</p> <table border="1" data-bbox="639 555 1428 965"> <caption data-bbox="651 566 1417 595">Table 8.1 (a) – Remuneration of Directors and CEO</caption> <thead> <tr> <th data-bbox="639 602 778 685">Name</th> <th data-bbox="783 602 922 685">Remuneration band⁽¹⁾</th> <th data-bbox="927 602 1002 685">Salary (%)</th> <th data-bbox="1007 602 1082 685">Bonus (%)</th> <th data-bbox="1086 602 1161 685">Directors fee (%)</th> <th data-bbox="1166 602 1268 685">Benefits-in-kind (%)</th> <th data-bbox="1273 602 1348 685">Others (%)</th> <th data-bbox="1353 602 1428 685">Total (%)</th> </tr> </thead> <tbody> <tr> <td data-bbox="639 692 778 721">Richard Lee</td> <td data-bbox="783 692 922 721">A</td> <td data-bbox="927 692 1002 721"></td> <td data-bbox="1007 692 1082 721">–</td> <td data-bbox="1086 692 1161 721">–</td> <td data-bbox="1166 692 1268 721"></td> <td data-bbox="1273 692 1348 721"></td> <td data-bbox="1353 692 1428 721">100</td> </tr> <tr> <td data-bbox="639 728 778 757">Kay Na</td> <td data-bbox="783 728 922 757">B</td> <td data-bbox="927 728 1002 757"></td> <td data-bbox="1007 728 1082 757">–</td> <td data-bbox="1086 728 1161 757">–</td> <td data-bbox="1166 728 1268 757"></td> <td data-bbox="1273 728 1348 757"></td> <td data-bbox="1353 728 1428 757">100</td> </tr> <tr> <td data-bbox="639 763 778 792">Eugene Lee*</td> <td data-bbox="783 763 922 792">B</td> <td data-bbox="927 763 1002 792"></td> <td data-bbox="1007 763 1082 792">–</td> <td data-bbox="1086 763 1161 792">–</td> <td data-bbox="1166 763 1268 792"></td> <td data-bbox="1273 763 1348 792">–</td> <td data-bbox="1353 763 1428 792">100</td> </tr> <tr> <td data-bbox="639 799 778 828">Jessie Ho</td> <td data-bbox="783 799 922 828">A</td> <td data-bbox="927 799 1002 828">–</td> <td data-bbox="1007 799 1082 828">–</td> <td data-bbox="1086 799 1161 828">100</td> <td data-bbox="1166 799 1268 828">–</td> <td data-bbox="1273 799 1348 828">–</td> <td data-bbox="1353 799 1428 828">100</td> </tr> <tr> <td data-bbox="639 835 778 864">Anthony Wong</td> <td data-bbox="783 835 922 864">A</td> <td data-bbox="927 835 1002 864">–</td> <td data-bbox="1007 835 1082 864">–</td> <td data-bbox="1086 835 1161 864">100</td> <td data-bbox="1166 835 1268 864">–</td> <td data-bbox="1273 835 1348 864">–</td> <td data-bbox="1353 835 1428 864">100</td> </tr> <tr> <td data-bbox="639 871 778 900">Ng Hong Whee</td> <td data-bbox="783 871 922 900">A</td> <td data-bbox="927 871 1002 900">–</td> <td data-bbox="1007 871 1082 900">–</td> <td data-bbox="1086 871 1161 900">100</td> <td data-bbox="1166 871 1268 900">–</td> <td data-bbox="1273 871 1348 900">–</td> <td data-bbox="1353 871 1428 900">100</td> </tr> <tr> <td data-bbox="639 907 778 936">Ko Jihwan</td> <td data-bbox="783 907 922 936">A</td> <td data-bbox="927 907 1002 936">100</td> <td data-bbox="1007 907 1082 936"></td> <td data-bbox="1086 907 1161 936"></td> <td data-bbox="1166 907 1268 936"></td> <td data-bbox="1273 907 1348 936"></td> <td data-bbox="1353 907 1428 936">100</td> </tr> </tbody> </table> <p data-bbox="639 1003 699 1032">Notes:</p> <p data-bbox="639 1039 884 1068">(1) Remuneration bands:</p> <p data-bbox="676 1072 1257 1102">"A" refers to remuneration of up to S\$250,000 per annum.</p> <p data-bbox="676 1106 1362 1135">"B" refers to remuneration from S\$250,001 to S\$500,000 per annum.</p> <p data-bbox="639 1151 1347 1180">* Ms Eugene Lee stepped down from the Board on 5 November 2021.</p> <p data-bbox="639 1211 1310 1240">None of the directors received any stock options for FY2021.</p> <p data-bbox="639 1272 1433 1464">After reviewing the industry practice and analysing the advantages and disadvantages in relation to the disclosure of remuneration of each director and key management personnel, the Company is of the view that detailed disclosure would be prejudicial to its business interest given the highly competitive environment. Accordingly, the remuneration of directors and CEO are disclosed in bands no wider than S\$250,000.</p> <p data-bbox="639 1496 1433 1592">There were no termination, retirement and post-employment benefits that were granted to the Directors, CEO and the key management personnel (who are not Directors or the CEO) for FY2021.</p>	Name	Remuneration band ⁽¹⁾	Salary (%)	Bonus (%)	Directors fee (%)	Benefits-in-kind (%)	Others (%)	Total (%)	Richard Lee	A		–	–			100	Kay Na	B		–	–			100	Eugene Lee*	B		–	–		–	100	Jessie Ho	A	–	–	100	–	–	100	Anthony Wong	A	–	–	100	–	–	100	Ng Hong Whee	A	–	–	100	–	–	100	Ko Jihwan	A	100					100
Name	Remuneration band ⁽¹⁾	Salary (%)	Bonus (%)	Directors fee (%)	Benefits-in-kind (%)	Others (%)	Total (%)																																																											
Richard Lee	A		–	–			100																																																											
Kay Na	B		–	–			100																																																											
Eugene Lee*	B		–	–		–	100																																																											
Jessie Ho	A	–	–	100	–	–	100																																																											
Anthony Wong	A	–	–	100	–	–	100																																																											
Ng Hong Whee	A	–	–	100	–	–	100																																																											
Ko Jihwan	A	100					100																																																											

Guideline	Code and/or Guide Description	Company's Compliance or Explanation																								
8.1 (b)	<p>(i) Key management personnel's remuneration, in bands of S\$250,000 or more in detail, as well as a breakdown (in percentage or dollar terms) into base/fixed salary, variable or performance-related income/ bonuses, benefits in kind, stock options granted, share-based incentives and awards, and other long-term incentives.</p> <p>(ii) Aggregate remuneration paid to the top five key management personnel (who are not Directors or the CEO).</p>	<p>The breakdown for the remuneration of the top five key management personnel (who is not Director or the CEO) of the Group for FY2021 is as follows:</p> <table border="1" data-bbox="638 584 1426 842"> <caption data-bbox="646 595 1418 624">Table 8.1(b) – Remuneration of Key Management Personnel</caption> <thead> <tr> <th data-bbox="638 629 810 707">Name</th> <th data-bbox="812 629 984 707">Remuneration band⁽¹⁾</th> <th data-bbox="986 629 1094 707">Salary (%)</th> <th data-bbox="1096 629 1204 707">Bonus (%)</th> <th data-bbox="1206 629 1315 707">Others (%)</th> <th data-bbox="1316 629 1426 707">Total (%)</th> </tr> </thead> <tbody> <tr> <td data-bbox="638 710 810 748">Jasmine Leong</td> <td data-bbox="812 710 984 748">A</td> <td data-bbox="986 710 1094 748">100</td> <td data-bbox="1096 710 1204 748">–</td> <td data-bbox="1206 710 1315 748">–</td> <td data-bbox="1316 710 1426 748">100</td> </tr> <tr> <td data-bbox="638 750 810 788">Ng Siew Ling⁽²⁾</td> <td data-bbox="812 750 984 788">A</td> <td data-bbox="986 750 1094 788">100</td> <td data-bbox="1096 750 1204 788">–</td> <td data-bbox="1206 750 1315 788">–</td> <td data-bbox="1316 750 1426 788">100</td> </tr> <tr> <td data-bbox="638 790 810 828">Lae Min Ryu⁽³⁾</td> <td data-bbox="812 790 984 828">A</td> <td data-bbox="986 790 1094 828">100</td> <td data-bbox="1096 790 1204 828">–</td> <td data-bbox="1206 790 1315 828">–</td> <td data-bbox="1316 790 1426 828">100</td> </tr> </tbody> </table> <p data-bbox="638 882 703 904">Notes:</p> <p data-bbox="638 907 1426 958">(1) Remuneration band "A" refers to remuneration of up to S\$250,000 per annum.</p> <p data-bbox="638 960 1426 1012">(2) Ms Ng Siew Ling resigned as Group Financial Controller on 30 September 2021.</p> <p data-bbox="638 1014 1426 1066">(3) Mr Lae Min Ryu appointed as a Group Financial Controller 29 September 2021.</p> <p data-bbox="638 1104 1426 1155">None of the key management personnel received any stock options for FY2021.</p> <p data-bbox="638 1193 1426 1245">The total remuneration paid to these key management personnel who are not directors or the CEO for FY2021 was less than S\$500,000.</p>	Name	Remuneration band ⁽¹⁾	Salary (%)	Bonus (%)	Others (%)	Total (%)	Jasmine Leong	A	100	–	–	100	Ng Siew Ling ⁽²⁾	A	100	–	–	100	Lae Min Ryu ⁽³⁾	A	100	–	–	100
Name	Remuneration band ⁽¹⁾	Salary (%)	Bonus (%)	Others (%)	Total (%)																					
Jasmine Leong	A	100	–	–	100																					
Ng Siew Ling ⁽²⁾	A	100	–	–	100																					
Lae Min Ryu ⁽³⁾	A	100	–	–	100																					
8.2	Employee who is an immediate family member of a Director or the CEO, and whose remuneration exceeds S\$100,000 during the last financial year.	There was no employee of the Group who was a substantial shareholder of the Company, or immediate family members of a director, the CEO or a substantial shareholder of the Company in FY2021.																								

CORPORATE GOVERNANCE REPORT

Guideline	Code and/or Guide Description	Company's Compliance or Explanation
8.3	Employee share scheme.	<p>The Company has adopted a share option scheme known as the "Spackman Entertainment Group Limited Employee Share Option Scheme" on 20 June 2014 ("Scheme").</p> <p>The Scheme is designed to reward and retain employees whose services are vital to the Group's well-being and success. Factors which will be considered by the Administration Committee (as defined herein) in determining the number of options to be granted, and whether to give a discount and the quantum of the discount, include, <i>inter alia</i>, the performance of the Group and the performance of the participant concerned, the contribution of the participant to the success and development of the Group and the prevailing market conditions. For instance, where the Group needs to provide more compelling motivation for specific business units to improve their performance, grants of options will help to align the interests of employees with those of shareholders by encouraging them to focus more on improving the profitability and return of the Group above a certain level which will benefit all shareholders when these are eventually reflected through share price appreciation.</p> <p>The Scheme allows for participation by confirmed employees of the Group (including Executive Directors) and Non-Executive Directors (including Independent Directors) who have attained the age of 21 years on or prior to the date of grant of the option, provided that none of them is an undischarged bankrupt or have entered into a composition with his creditors. Controlling shareholders and their associates who meet the eligibility criteria above shall be eligible to participate in the Scheme, provided that (a) the participation of, and (b) the terms of any options to be granted and the actual number of options to be granted under the Scheme, to a participant who is a controlling shareholder or an associate of a controlling shareholder shall be approved by the independent shareholders in separate resolutions for each such person. The Company will at such time provide the rationale and justification for any proposal to grant the controlling shareholder or his associate any options (including the rationale for any discount to the market price, if so proposed).</p> <p>The Scheme is administered by the RC ("Administration Committee"). The total number of new shares over which options may be granted pursuant to the Scheme, when added to the number of shares issued and issuable in respect of all options granted under the Scheme and any other share-based incentive schemes of the Company, shall not exceed 15% of the number of issued shares of the Company (including treasury shares), on the day immediately preceding the date of the relevant grant of the option.</p> <p>Since the commencement of the Scheme up to the date of this report, no options have been granted under the Scheme. Further details on the Scheme were set out in the Company's Offer Document dated 11 July 2014.</p>

Guideline	Code and/or Guide Description	Company's Compliance or Explanation
ACCOUNTABILITY AND AUDIT		
Risk Management and Internal Controls		
9.1	Risk Management system	<p>The Board oversees Management in the area of risk management and internal controls. The Board regularly reviews and improves the Company's business and operational activities by identifying areas of significant risks as well as take appropriate measures to control and mitigate these risks.</p> <p>Management highlights and discusses (if any) salient risk management matters to the Board on a half-yearly basis. The Company's risk management framework and internal control system cover financial, operational, compliance and information technology risks and controls. The Board reviews the adequacy and effectiveness of the Company's risk management framework and internal control system annually. For FY2021, the internal audit function of the Group was outsourced to a third-party professional firm. The ARMC evaluates the findings of the EA and IA on the Group's internal controls annually.</p> <p>The ARMC of the Company has been assisting the Board in, among others, overseeing the Group's risk management framework and policies.</p>
9.2	Assurance from CEO and Group Financial Controller	<p>The Board and AC noted on the restrictions on certain activities or transactions with targeted jurisdictions, entities and persons, with the primary aim of achieving foreign policies or national security goals (the "Sanctions") which are imposed by international bodies and national governments.</p> <p>The Board together with the AC will review and monitor the Sanctions as part of risk management framework and risk policies of the Group and to obtain independent legal advice or appoint a compliance adviser, if necessary.</p> <p>The Board has obtained assurance from Mr Ko Jihwan, CEO and Mr Lae Min Ryu, Group Financial Controller of the Company in respect of FY2021 that:</p> <ul style="list-style-type: none"> (i) the financial records have been properly maintained and the financial statements give true and fair view of the Company's operations and finances; (ii) the Company's risk management and internal control systems are adequate and effective. <p>The Board has relied on the independent auditor's report as set out in this Annual Report as assurance that the financial records have been properly maintained and the financial statements give true and fair view of the Company's operations and finances.</p> <p>The Board has additionally relied on the IA report in respect of the Company's subsidiary, namely, Novus Mediacorp Co., Ltd, which were issued to the Company in February 2021 as assurance that the Company's risk management and internal control systems are adequate and effective.</p> <p>The ARMC will continue to monitor the adequacy and effectiveness of the internal controls and augment them with new controls implementation to ensure the internal controls remain relevant and adequate in the Group's ever-changing operational and business landscape. Going forward, the ARMC will continue to engage the IA to perform periodic reviews on the Group's internal controls.</p>

CORPORATE GOVERNANCE REPORT

Guideline	Code and/or Guide Description	Company's Compliance or Explanation
1204(10) of the Catalyst Rule	Board's opinion on Internal Controls	<p>The Board is of the view that the Company's internal controls (including financial, operational, compliance and information technology controls) and risk management systems were adequate and effective for FY2021. The ARMC concurs with the Board's view.</p> <p>The bases for the Board's view are as follows:</p> <ol style="list-style-type: none"> 1. Assurance has been received from the CEO and Group Finance Controller; 2. An internal audit has been done by the IA and significant matters highlighted to the ARMC and key management personnel were appropriately addressed; 3. Key management personnel regularly evaluates, monitors and reports to the ARMC on material risks; and 4. Discussions were held between the ARMC and auditors in the absence of the key management personnel to review and address any potential concerns. <p>The Company is gradually placing emphasis on sustainability and would implement appropriate policies and programmes when the opportunities arise.</p>
Audit and Risk Management Committee		
10.1 10.4	Duties of the ARMC	<p>All members of the ARMC are Independent and Non-Executive Directors who do not have any management and business relationships with the Company or any substantial shareholder of the Company. None of the ARMC members were previous partners or directors of the Company's external audit firm within the last twelve months and none of the ARMC members hold any financial interest in the external audit firm.</p> <p>In order to carry out its duties, the ARMC is guided by the following key terms of reference:</p> <ol style="list-style-type: none"> (a) Reviewing with the IA and the EA the audit plans, scope of work, their evaluation of the system of internal controls, their letter to management and the management's response, and results of the audits compiled by the IA and the EA; (b) Reviewing the half-year and annual financial statements and results announcements before submission to the Board for approval, focusing in particular on changes in accounting policies and practices, major risk areas, significant adjustments resulting from the audit, compliance with accounting standards and compliance with the Catalyst Rules and any other relevant statutory or regulatory requirements;

Guideline	Code and/or Guide Description	Company's Compliance or Explanation
		<ul style="list-style-type: none"> <li data-bbox="636 468 1434 719">(c) Reviewing the effectiveness and adequacy of the internal controls and procedures, including accounting and financial controls and procedures, and ensuring co-ordination between the IA and the EA, and the management, and reviewing the assistance given by the management to the auditors, and discussing problems and concerns, if any, arising from audits, and any matters which the auditors may wish to discuss (in the absence of the Management, where necessary); <li data-bbox="636 757 1434 909">(d) Reviewing and reporting to the Board at least annually the adequacy and effectiveness of the Group's key internal controls and risk management systems with the Group Financial Controller and the IA and the EA, including financial, operational, compliance and information technology controls via review carried out by the IA; <li data-bbox="636 947 1434 1010">(e) Review the assurance from the CEO and the Group Financial Controller on the financial records and the financial statements; <li data-bbox="636 1048 1434 1200">(f) Reviewing and discussing with the EA any suspected fraud or irregularity, or suspected infringement of any relevant laws, rules or regulations, which has or is likely to have a material impact on the Group's operating results or financial position, and the management's response; <li data-bbox="636 1238 1434 1422">(g) Reviewing the scope and results of the external audit, and the independence and objectivity of the EA, and to make recommendations to the Board on the proposals to the Shareholders on the appointment or re-appointment of the EA matters relating to the resignation or dismissal of the auditors, and approving the remuneration and terms of engagement of the EA; <li data-bbox="636 1460 1434 1612">(h) Reviewing significant financial reporting issues and judgments with the Group Financial Controller and the EA so as to ensure the integrity of the financial statements of the Group and any formal announcements relating to the Group's financial performance before their submission to the Board of Directors; <li data-bbox="636 1650 1434 1742">(i) Reviewing the scope, results and cost-effectiveness of internal audit procedures as well as the effectiveness of the Group and the Company's internal audit function; <li data-bbox="636 1780 1434 1843">(j) Reviewing and approving transactions (if any) falling within the scope of Chapter 9 and Chapter 10 of the Catalist Rules; <li data-bbox="636 1881 1434 1944">(k) Reviewing potential conflicts of interest (if any) and to set out a framework to resolve or mitigate any potential conflicts of interests; <li data-bbox="636 1982 1434 2029">(l) Reviewing and approving all hedging policies and instruments (if any) to be implemented by the Group;

CORPORATE GOVERNANCE REPORT

Guideline	Code and/or Guide Description	Company's Compliance or Explanation
		<p>(m) Undertaking such other reviews and projects as may be requested by the Board, and report to the Board its findings from time to time on matters arising and requiring the attention of the ARMC;</p> <p>(n) Reviewing the financial risk areas, with a view to providing an independent oversight on the Group's financial reporting, the outcome of such review to be disclosed in the annual reports or if the findings are material, to be immediately announced via SGXNET;</p> <p>(o) Reviewing and establishing procedures for receipt, retention and treatment of complaints received by the Group regarding among other things, criminal offences involving the Group or its employees, questionable accounting, auditing, business, safety or other matters that impact negatively on the Group;</p> <p>(p) Reviewing the Group's compliance with such functions and duties as may be required by statute or the Catalist Rules, and by such amendments made thereto from time to time;</p> <p>(q) Generally undertaking such other functions and duties as may be required by statute or the Catalist Rules, or by such amendments as may be made thereto from time to time; and</p> <p>(r) Reviewing the whistle blowing policy and arrangements by which the staff and external parties may, in confidence, raise concerns about improprieties in matters of financial reporting or other matters, and to ensure that those arrangements are in place for independent investigations of such matters and for appropriate follow-up.</p> <p>The ARMC has explicit authority to investigate any matter within its terms of reference and has full access to and co-operation from Management and full discretion to invite any director or executive officer to attend its meetings to enable it to discharge its functions properly and effectively.</p> <p>In the event that a member of the ARMC is interested in any matter being considered by ARMC, he will abstain from reviewing or voting on that particular resolutions.</p>
10.1(f)	Whistle-blowing policy	<p>The Company has put in place a whistle blowing policy and has implemented the procedures, as approved by the ARMC and adopted by the Board. The Company's staff and any other persons may, in confidence, raise concerns about possible improprieties in matters of financial reporting or other matters by submitting a whistle blowing report to the appointed officer or Non-Executive and Independent Chairman of the Company or a member of ARMC.</p>

Guideline	Code and/or Guide Description	Company's Compliance or Explanation
10.1(e)	External Audit Function	<p>The ARMC has been briefed on key audit matters for the Company for FY2021 and has reviewed and is satisfied with the measures taken by the Company in addressing such key audit matters.</p> <p>The fees paid to the EA of the Company for FY2021 for audited services amounted to S\$155,000. During FY2021, there was no non-audit related work carried out by the EA and accordingly there was no fee paid in this respect. The ARMC has reviewed, and is satisfied with, the independence of the EA.</p> <p>In addition, the ARMC has also reviewed the adequacy of the resources, experience of the EA and of the audit engagement partner assigned to the audit. The ARMC is satisfied that the EA are able to meet their audit obligations.</p> <p>Accordingly, the Company has complied with Rule 712 of the Catalyst Rules.</p> <p>The ARMC has recommended and the Board had approved the nomination to re-appoint the EA at the forthcoming AGM.</p>
10.2	Composition of the ARMC	<p>The ARMC comprises three (3) members, all of whom including the Chairman are Non-Executive Independent Directors. Two of its members have the relevant accounting and financial management expertise and experience.</p>
10.3	No former partners or directors of EA are ARMC members	<p>No ARMC member is a former partner or director of the Company's EA as prescribed by the Code.</p>
10.4	Internal Audit Function	<p>The Company's internal audit function is outsourced to Crowe Horwath First Trust Risk Advisory Pte. Ltd. ("Crowe Horwath") who was appointed by the ARMC and reports directly to the ARMC Chairman and administratively to the CEO and Group Financial Controller. The ARMC reviews and approves the internal audit plan to ensure the adequacy of the scope of audit.</p> <p>The internal audit plan complements that of the EA and together forms a robust risk-based audit approach to facilitate the ARMC's review of the adequacy and effectiveness of the Group's risk management and internal control systems.</p> <p>The ARMC is satisfied that Crowe Horwath is able to discharge its duties effectively as the internal auditor:</p> <ul style="list-style-type: none"> • is adequately qualified, given that it is a member of the Institute of Internal Auditors and aligns its practices to the Standards for the Professional Practice of Internal Auditing laid down in the International Professional Practices Framework issued by the Institute of Internal Auditors;

CORPORATE GOVERNANCE REPORT

Guideline	Code and/or Guide Description	Company's Compliance or Explanation
		<ul style="list-style-type: none"> • is adequately resourced as there is a team of 6 members assigned to the Company's internal audit, led by Alfred Cheong who has more than 20 years of relevant experience; and • has the appropriate standing in the Company, given, <i>inter alia</i>, its involvement in certain ARMC meetings and its unfettered access to all the Group's documents, records, properties and personnel, including direct access to the ARMC.
10.5	Meeting with the EA and IA in the absence of Management	The ARMC met with the IA and the EA once in the absence of Management in February 2022.
719(3), 1204(10C) of the Catalyst Rules	ARMC comment on internal audit function	<p>The ARMC reviews the adequacy and effectiveness of the Group's internal audit function (including whether it is adequately resourced and independent) on an annual basis and is satisfied with its independence, adequacy and effectiveness. The ARMC also reviews the internal audit reports as well as the remedial measures recommended by the IA and adopted by Management to address any deficiencies identified.</p> <p>The ARMC is satisfied that the Company has adequate and effective systems of internal controls (including financial, operational, compliance and information technology controls) and risk management systems.</p> <p>The ARMC also ensures that on an ongoing basis, the Company has an effective internal audit function that is adequately resourced and independent of the activities it audits.</p> <p>The ARMC has put in place a framework to discuss any suspected fraud or irregularity, or suspected infringement of any Singapore laws or regulations or rules of the Exchange or any other regulatory authority in Singapore with the EA and, at an appropriate time, report the matter to the Board.</p>

Guideline	Code and/or Guide Description	Company's Compliance or Explanation
SHAREHOLDER RIGHTS AND ENGAGEMENT		
Shareholder Rights and Conduct of General Meetings		
11.1	Provision of Information to shareholders of the rules, including voting procedures, that govern general meetings of shareholders	<p>Shareholders are entitled to attend the general meetings of shareholders and are afforded the opportunity to participate effectively in and vote at general meetings of shareholders. An independent polling agent is appointed by the Company for general meetings who will explain the rules, including the voting procedures that govern the general meetings of shareholders.</p> <p>In view of the current COVID-19 situation in Singapore, the general meetings are convened and held by way of electronic means pursuant to the COVID-19 (Temporary Measures) (Alternative Arrangements for Meetings for Companies, Variable Capital Companies, Business Trusts, Unit Trusts and Debenture Holders) Order 2020. In a joint statement issued by the Monetary Authority of Singapore (the "MAS"), ACRA and the Singapore Exchange Regulation ("SGX Regco") on 13 April 2020 a checklist ("Checklist") was prescribed to provide guidance on the conduct of general meetings during the period when elevated safe distancing measures are in place. The Checklist was updated on 27 April 2020, 22 June 2020 and 1 October 2020.</p> <p>Alternative arrangements have been put in place to allow shareholders to participate in the general meetings by: (a) observing and listening to the general meeting proceedings via a live streaming; (b) voting by proxy at the general meetings; and (c) submitting questions prior to the date of the general meetings.</p> <p>The annual report and other documents are made available on the Company's website at http://www.spackmanentertainmentgroup.com and on SGXNET. All shareholders of the Company can download the notice of AGM, proxy form, a pre-registration form and instructions on the steps for pre-registration, pre-submission of questions and voting at the AGM from the Company's website and also from the SGXNET. The notice of AGM is also advertised in the newspapers.</p>

CORPORATE GOVERNANCE REPORT

Guideline	Code and/or Guide Description	Company's Compliance or Explanation
11.2	Table separate resolutions at general meeting	<p>Separate resolutions on each distinct issue are tabled at general meetings.</p> <p>Shareholders of the Company will be given the opportunity to pose questions in relation to any resolutions prior to the date of the general meetings. Votes cast for and against each resolution will be tallied and displayed live-on-screen to shareholders at the general meetings.</p> <p>The detailed results including the total number and percentage of votes cast for and against each resolution will be announced via SGXNET after the conclusion of the general meeting.</p>
11.3	Attendees at General Meeting	<p>The Company requires all directors (including the respective chairmen of the Board Committees) to be present at all general meetings of shareholders, unless in case of exigencies. The EA is also required to be present to address shareholders' queries about the conduct of audit and the preparation and content of the independent auditor's report.</p> <p>The entire Board (except for Eugene Lee), EA and Management were present at the FY2020 AGM held on 30 April 2021 via a live streaming.</p> <p>All shareholders or their corporate representatives (in the case of corporate shareholders) will be able to observe and listen to the meeting proceedings through a live streaming via their mobile phones, tablets or computers upon pre-registration.</p>
11.4	Voting in Absentia	<p>The Company's Constitution allows for absentia voting, including but not limited to the voting by mail or electronic mail.</p> <p>The Company's Constitution allows a shareholder to appoint up to two proxies to attend and vote in the shareholder's place at the general meetings of shareholders. Pursuant to the introduction of the multiple proxies regime under the Singapore Companies (Amendment) Act 2014, indirect investors who hold the Company's shares through a nominee company or custodian bank or through a Central Provident Fund agent bank may attend and vote at general meetings.</p> <p>In order to limit the number of attendees and pursuant to the alternative arrangements in the Checklist, shareholders of a company may vote at general meetings by appointing the chairman of the general meetings as proxy, with specific instructions as to his/her manner of voting, or abstentions from voting.</p>
11.5	Minutes of General Meetings	<p>All minutes of general meetings, including the questions raised by shareholders in relation to the meeting agenda and the responses from the Board and/or Management, will made available to shareholders upon their request after the general meeting. The Company publishes minutes of general meetings on its corporate website as soon as practicable.</p> <p>The Company has published the minutes of the FY2020 AGM and EGM on SGXNET within one month after the date of AGM and EGM.</p>

Guideline	Code and/or Guide Description	Company's Compliance or Explanation
11.6	Dividend policy	<p>The Company does not have a fixed dividend policy. Nonetheless, Management will review, <i>inter alia</i>, the Group's performance in the relevant financial period, projected capital needs and working capital requirements and make appropriate recommendations to the Board on dividend declaration.</p> <p>The Board has not declared or recommended any dividend for FY2021.</p>
Engagement with Shareholders		
12.1	Communication with shareholders	<p>The Company solicits feedback from and addresses the concerns of shareholders (including institutional and retail investors) via the following:</p> <ul style="list-style-type: none"> • a dedicated internal investor relations officer whose contact details can be found on the Company's corporate website at www.spackmanentertainmentgroup.com or the back inside cover of the annual report; • investor and analyst briefings; and • investor roadshows. <p>The Company held several investor meetings in FY2021 to meet with its institutional and retail investors.</p> <p>Apart from the SGXNET announcements and its annual report, the Company updates shareholders on its corporate developments through its corporate website at www.spackmanentertainmentgroup.com.</p> <p>Following the announcement on 14 April 2021, the Board wishes to inform that, pursuant to Rule 705(2) of the Catalist Rules, the Company is required to make an announcement of its financial statements for each of the first three quarters of its financial year (as set out in Appendix 7C of the Catalist Rules) immediately after the figures are available, but in any event not later than 45 days after the quarter end ("Quarterly Reporting").</p> <p>Under Rule 705(2A) of the Catalist Rules, a grace period of one year commencing from 14 April 2021 is extended to the Company and the Company will be required to report the next set of quarterly financial statements for the period from April 2022 to June 2022 (i.e., second quarter of 2022) by 14 August 2022.</p> <p>The Company may cease to perform Quarterly Reporting if it is able to resolve the issues raised by its Independent Auditor in the next annual report and obtain an unqualified opinion.</p>

CORPORATE GOVERNANCE REPORT

Guideline	Code and/or Guide Description	Company's Compliance or Explanation
12.2 and 12.3	Investor relations Policy and Mechanism through which shareholders may contact the Company.	The Company has a dedicated investor relations team and has in place an investor relations policy to promote regular, effective and fair communication. The Company's investor relations website (https://spackmanentertainmentgroup.com/corporate-filings) is a key source of information for the investment community. It contains comprehensive information on the Company, including its annual reports, corporate filings, past financial results, announcements, press releases, research reports and related news articles. The Company regularly updates its website to keep its stakeholders up to date. The key media and investor relations contact is also shared on the Company's website.
MANAGING STAKEHOLDERS RELATIONSHIPS		
Engagement with Stakeholders		
13.1 13.2 13.3		<p>The Company has identified stakeholders as those who are impacted by the Group's business and operations as well as those who have a material impact on the Group's business and operation. Such stakeholders include communities, customers, staff, regulators, shareholders and investors. The Company engages its stakeholders through various channels to ensure that the business interests of the Group are balanced against the needs and interest of its shareholders.</p> <p>The Company maintains a corporate website at www.spackmanentertainmentgroup.com to communicate and engage with stakeholders.</p>

COMPLIANCE WITH APPLICABLE CATALIST RULES		
Catalist Rule	Rule Description	Company's Compliance or Explanation
712 and 715 or 716	Appointment of Auditors	The Company confirms its compliance with Rules 712 and 715 of the Catalist Rules.
1204(8)	Material Contracts	There were no material contracts entered into by the Group involving the interest of the CEO, any director, or controlling shareholder, which are either still subsisting at the end of FY2021 or if not then subsisting, entered into since the end of the previous financial year.
1204(10)	Confirmation of adequacy of internal controls	<p>The Board is of the opinion and the ARMC concurs with the Board's opinion that the Group's internal controls and risk management systems are adequate to address the financial, operational, compliance and information technology risks which the Group considers relevant and material to its current business scope and environment based on the following:</p> <ul style="list-style-type: none"> • internal controls established by the Company; • work performed by the IA and EA; • assurance from the CEO and Group Financial Controller; and • review performed by the various Board Committees and key management personnel. <p>The system of internal controls and risk management established by the Company provides reasonable, but not absolute assurance that the Company will not be adversely affected by any event that can be reasonably foreseen as it strives to achieve its business objectives. However, the Board also notes that no system of internal controls and risk management can provide absolute assurance in this regard, or absolute assurance against the occurrence of material errors, poor judgment in decision making, human error, losses, fraud or other irregularities.</p>
1204(17)	Interested Persons Transaction ("IPT")	<p>The Group has procedures governing all IPTs to ensure that they are properly documented and reported on a timely manner to the ARMC and that they are carried out on normal commercial terms and are not prejudicial to the interests of the Company and its minority shareholders.</p> <p>The Group has not obtained a general mandate from shareholders for interested person transactions.</p>

CORPORATE GOVERNANCE REPORT

COMPLIANCE WITH APPLICABLE CATALIST RULES								
Catalist Rule	Rule Description	Company's Compliance or Explanation						
		<p>The aggregate value of interested person transactions during FY2021 is as follows:</p> <table border="1"> <thead> <tr> <th>Name of interested person</th> <th>Aggregate value of all interested person transactions for FY2021 (excluding transactions less than S\$100,000 and transactions conducted under shareholders' mandate pursuant to Rule 920) S\$'000</th> <th>Aggregate value of all interested person transactions for FY2021 conducted under shareholders' mandate pursuant to Rule 920 (excluding transactions less than S\$100,000) S\$'000</th> </tr> </thead> <tbody> <tr> <td>Eugene Lee (Executive Director and Chief Producer of the Company)</td> <td>—⁽¹⁾</td> <td>Not applicable</td> </tr> </tbody> </table> <p>Notes:</p> <p>1. As a condition outlined in the sales and purchase agreement on the disposal of Zip Cinema, Ms Eugene Lee had resigned as the representative director of Zip Cinema on 5 November 2021. Disposal of Zip Cinema was completed on 2 December 2021.</p> <p>The amount disclosed relates to total loan extended from Zip Cinema to Eugene Lee including interest due, comprising a loan of KRW200 million extended on 2 August 2017, an additional loan of KRW380 million extended on 25 October 2018, and an additional loan of KRW300 million extended on 29 April 2020. Each of the loans have a tenure of 1 year and interest payable is at 4.6% per annum. The loans extended on 2 August 2017 and 25 October 2018 had been renewed subsequently. On 30 March 2021, 20 April 2021, 1 November 2021 and 11 November 2021, partial loan repayments of KRW160 million, KRW200 million, KRW300 million and KRW20 million were received accordingly.</p> <p>Upon disposal of Zip Cinema, the remaining loan balance amount of KRW200 million is not related to the Group and the Group has no outstanding loan to Eugene Lee.</p>	Name of interested person	Aggregate value of all interested person transactions for FY2021 (excluding transactions less than S\$100,000 and transactions conducted under shareholders' mandate pursuant to Rule 920) S\$'000	Aggregate value of all interested person transactions for FY2021 conducted under shareholders' mandate pursuant to Rule 920 (excluding transactions less than S\$100,000) S\$'000	Eugene Lee (Executive Director and Chief Producer of the Company)	— ⁽¹⁾	Not applicable
Name of interested person	Aggregate value of all interested person transactions for FY2021 (excluding transactions less than S\$100,000 and transactions conducted under shareholders' mandate pursuant to Rule 920) S\$'000	Aggregate value of all interested person transactions for FY2021 conducted under shareholders' mandate pursuant to Rule 920 (excluding transactions less than S\$100,000) S\$'000						
Eugene Lee (Executive Director and Chief Producer of the Company)	— ⁽¹⁾	Not applicable						

COMPLIANCE WITH APPLICABLE CATALIST RULES																																																																							
Catalist Rule	Rule Description	Company's Compliance or Explanation																																																																					
1204(19)	Dealing in Securities	<p>The Company has adopted an internal policy which prohibits the directors and officers from dealings in the securities of the Company while in possession of price-sensitive information.</p> <p>The Company, its directors and officers are also discouraged from dealing in the Company's securities on short term considerations and are prohibited from dealing in the Company's securities during the period beginning two weeks before the announcement of the Company's half-yearly financial statements and one month before the announcement of the Company's full-year financial statements respectively, and ending on the date of the announcement of the relevant results.</p>																																																																					
1204(21)	Non-sponsor fees	There were no non-sponsor fees paid to the Company's sponsor, RHT Capital Pte. Ltd. in FY2021.																																																																					
1204(22)	Use of Proceeds	<p>The Company refers to the net proceeds amounting to approximately KRW 17,820 million or US\$15.02 million raised from the completion of disposal of Zip Cinema ("Net Proceeds"). The status on the use of proceeds as follows:</p> <table border="1"> <thead> <tr> <th>Use of proceeds</th> <th>Value (KRW Million)</th> <th>Value (USD Million)</th> <th>Amount after first reallocation⁽²⁾ (USD Million)</th> <th>Amount utilized as announced on 30 Dec 2021 (USD Million)</th> <th>Balance as announced on 30 Dec 2021 (USD Million)</th> <th>Total amount utilized as of today⁽³⁾ (USD Million)</th> <th>Total new Balance as of today (USD Million)</th> </tr> </thead> <tbody> <tr> <td>Production/ Investments of film projects</td> <td>4,500</td> <td>3.79</td> <td>3.79</td> <td>–</td> <td>3.79</td> <td>(0.25)</td> <td>3.54</td> </tr> <tr> <td>Acquisition/ Investment of new business</td> <td>5,500</td> <td>4.63</td> <td>4.63</td> <td>–</td> <td>4.63</td> <td>–</td> <td>4.63</td> </tr> <tr> <td>Repayment of borrowings</td> <td>1,800</td> <td>1.52</td> <td>1.52</td> <td>(1.52)</td> <td>–</td> <td>–</td> <td>–</td> </tr> <tr> <td>Share Buyback</td> <td>1,000</td> <td>0.84</td> <td>0.84</td> <td>–</td> <td>0.84</td> <td>–</td> <td>0.84</td> </tr> <tr> <td>Payment of tax related to disposal of Zip Korea</td> <td>2,000</td> <td>1.69</td> <td>1.74</td> <td>(1.74)</td> <td>–</td> <td>–</td> <td>–</td> </tr> <tr> <td>Working capital⁽¹⁾</td> <td>3,020</td> <td>2.55</td> <td>2.50</td> <td>(0.34)</td> <td>2.16</td> <td>(1.00)</td> <td>1.16</td> </tr> <tr> <td>Total</td> <td>17,820</td> <td>15.02</td> <td>15.02</td> <td>(3.60)</td> <td>11.42</td> <td>(1.25)</td> <td>10.17</td> </tr> </tbody> </table> <p>* Based on exchange rate of USD1:KRW1,182</p> <p>Notes:</p> <p>(1) US\$1.34 million of working capital utilised for:</p> <ul style="list-style-type: none"> • Personnel expenses (US\$644,115); • Audit and professional fees (US\$343,586); • Rental expenses (US\$183,170); and • Others (US\$173,959) <p>(2) As announced on 30 December 2021, US\$0.05 million was reallocated from working capital to the payment of tax related to disposal of Zip Cinema. In addition, US\$1.52 million, US\$1.74 million and US\$0.34 million of the Net Proceeds have been utilized for repayment of borrowings, payment of tax related to disposal of Zip Cinema and working capital respectively.</p> <p>(3) As of today, US\$0.25 million and US\$1.00 million of the Net Proceeds have been further utilized for production/investments of film projects and working capital respectively.</p>						Use of proceeds	Value (KRW Million)	Value (USD Million)	Amount after first reallocation ⁽²⁾ (USD Million)	Amount utilized as announced on 30 Dec 2021 (USD Million)	Balance as announced on 30 Dec 2021 (USD Million)	Total amount utilized as of today ⁽³⁾ (USD Million)	Total new Balance as of today (USD Million)	Production/ Investments of film projects	4,500	3.79	3.79	–	3.79	(0.25)	3.54	Acquisition/ Investment of new business	5,500	4.63	4.63	–	4.63	–	4.63	Repayment of borrowings	1,800	1.52	1.52	(1.52)	–	–	–	Share Buyback	1,000	0.84	0.84	–	0.84	–	0.84	Payment of tax related to disposal of Zip Korea	2,000	1.69	1.74	(1.74)	–	–	–	Working capital ⁽¹⁾	3,020	2.55	2.50	(0.34)	2.16	(1.00)	1.16	Total	17,820	15.02	15.02	(3.60)	11.42	(1.25)	10.17
Use of proceeds	Value (KRW Million)	Value (USD Million)	Amount after first reallocation ⁽²⁾ (USD Million)	Amount utilized as announced on 30 Dec 2021 (USD Million)	Balance as announced on 30 Dec 2021 (USD Million)	Total amount utilized as of today ⁽³⁾ (USD Million)	Total new Balance as of today (USD Million)																																																																
Production/ Investments of film projects	4,500	3.79	3.79	–	3.79	(0.25)	3.54																																																																
Acquisition/ Investment of new business	5,500	4.63	4.63	–	4.63	–	4.63																																																																
Repayment of borrowings	1,800	1.52	1.52	(1.52)	–	–	–																																																																
Share Buyback	1,000	0.84	0.84	–	0.84	–	0.84																																																																
Payment of tax related to disposal of Zip Korea	2,000	1.69	1.74	(1.74)	–	–	–																																																																
Working capital ⁽¹⁾	3,020	2.55	2.50	(0.34)	2.16	(1.00)	1.16																																																																
Total	17,820	15.02	15.02	(3.60)	11.42	(1.25)	10.17																																																																

STATISTICS OF SHAREHOLDINGS

As at 17 March 2022

Issued and paid-up capital	:	S\$100,491,806.31
Number of issued shares (including treasury shares)	:	1,949,225,819
Class of shares	:	Ordinary
Number of treasury shares	:	47,568,500
Voting rights	:	On a poll – 1 vote for each ordinary share

DISTRIBUTION OF SHAREHOLDINGS

SIZE OF SHAREHOLDING	NO. OF SHAREHOLDERS	%	NO. OF SHARES	%
1 – 99	9	0.44	323	0.00
100 – 1,000	33	1.63	17,900	0.00
1,001 – 10,000	165	8.12	1,226,289	0.06
10,001 – 1,000,000	1,611	79.32	350,444,344	18.43
1,000,001 and above	213	10.49	1,549,968,463	81.51
TOTAL	2,031	100.00	1,901,657,319	100.00

TWENTY LARGEST SHAREHOLDERS

NO.	NAME	NO. OF SHARES	%
1	BIGFOOT CONTENT LIMITED	143,055,556	7.52
2	UOB KAY HIAN PTE LTD	92,437,141	4.86
3	SMALLTALK PRODUCTION HOUSE PTE LTD	89,449,033	4.70
4	REALDEAL ENTERTAINMENT AND PRODUCTIONS CO. LTD.	86,850,057	4.57
5	PHILLIP SECURITIES PTE LTD	74,592,100	3.92
6	OCBC SECURITIES PRIVATE LTD	71,685,456	3.77
7	SPACKMAN EQUITIES GROUP INC.	62,000,000	3.26
8	DBS VICKERS SECURITIES (SINGAPORE) PTE LTD	49,013,912	2.58
9	VANILLA SKY MARKETING AGENCY PTE LTD	40,900,034	2.15
10	DBS NOMINEES PTE LTD	37,241,300	1.96
11	LEONG LAI YEE	30,198,713	1.59
12	RAFFLES NOMINEES (PTE) LIMITED	28,630,469	1.51
13	KIM SOON JA	27,649,900	1.45
14	LIN SONGXIAN	26,988,600	1.42
15	LEE YOO JIN	23,160,000	1.22
16	TAN ENG CHUA EDWIN	22,131,600	1.16
17	IFAST FINANCIAL PTE LTD	21,710,800	1.14
18	LIM JI YOUNG	17,516,226	0.92
19	CHAN HORNG DER	17,053,100	0.90
20	LEE WEE NGAM	16,100,000	0.85
	TOTAL	978,363,997	51.45

STATISTICS OF SHAREHOLDINGS

As at 17 March 2022

SUBSTANTIAL SHAREHOLDERS

NAME OF SHAREHOLDER	Direct Interest		Deemed Interest	
	NO. OF SHARES	%	NO. OF SHARES	%
SPACKMAN EQUITIES GROUP INC.	143,521,000	7.55	–	–
BIGFOOT CONTENT LIMITED	143,055,556	7.52	–	–

SHAREHOLDINGS HELD IN HANDS OF PUBLIC

On the basis of the information available to the Company as at 17 March 2022, approximately 84.82% of the issued ordinary shares of the Company is held in the hands of the public. This is in compliance with Rule 723 of the Listing Manual Section B: Rules of Catalist of the Singapore Exchange Securities Trading Limited which requires at least 10% of a listed issuer's equity securities to be held by the public.

ADDITIONAL INFORMATION ON DIRECTORS SEEKING RE-ELECTION

Mr Anthony Wong Wei Kit Wong and Mr Ng Hong Whee are the Directors seeking re-election at the forthcoming annual general meeting of the Company to be convened on 29 April 2022 (“AGM”) (collectively, the “Retiring Directors” and each a “Retiring Director”).

Pursuant to Rule 720(5) of the Catalyst Rules, the information relating to the Retiring Directors as set out in Appendix 7F of the Catalyst Rules is set out below:

Name of Director	Anthony Wong Wei Kit Wong	Ng Hong Whee
Date of Appointment	20 June 2014	20 June 2014
Date of last re-appointment	30 April 2019	30 April 2019
Age	69	54
Country of principal residence	Canada	Singapore
The Board’s comments on this appointment (including rationale, selection criteria, and the search and nomination process)	The Board of Directors of the Company has considered the recommendation of the Nominating Committee, and having assessed Mr Anthony Wong Wei Kit Wong’s prior working experience and qualifications, is of the view that he has requisite experiences and capabilities to assume the responsibility as Non-Executive and Independent Chairman of the Company.	The Board of Directors of the Company has considered the recommendation of the Nominating Committee, and having assessed Mr Ng Hong Whee’s prior working experience and qualifications, is of the view that he has requisite experiences and capabilities to assume the responsibility as Independent Non-Executive Director of the Company.
Whether appointment is executive, and if so, the area of responsibility	Non-executive	Non-executive
Job Title (e.g. Lead ID, AC Chairman, AC Member etc.)	Non-Executive and Independent Chairman, Chairman of the Audit Risk Management Committee, Members of the Remuneration Committee and Nominating Committee	Independent Non-Executive Director, Chairman of Remuneration Committee and member of Nominating Committee
Professional qualifications	Please refer to page 24 of the Annual Report	Please refer to page 25 of the Annual Report
Working experience and occupation(s) during the past 10 years	Please refer to page 24 of the Annual Report	Please refer to page 25 of the Annual Report
Shareholding interest in the listed issuer and its subsidiaries	Nil	Nil
Any relationship (including immediate family relationships with any existing director, existing executive officer, the issuer and/or substantial shareholder of the listed issuer or of any of its principal subsidiaries	No	No

ADDITIONAL INFORMATION ON DIRECTORS SEEKING RE-ELECTION

Name of Director	Anthony Wong Wei Kit Wong	Ng Hong Whee
Conflict of Interest (including any competing business)	No	No
Undertaking (in the format set out in Appendix 7H) under Rule 720(1) has been submitted to the listed issuer	Yes	Yes
<p>Other Principal Commitments* Including Directorships#</p> <p>* "Principal Commitments" has the same meaning as defined in the Code.</p> <p># These fields are not applicable for announcements of appointments pursuant to Listing Rule 704(9)</p>	<ul style="list-style-type: none"> • Canada Rare Earth Corporation <p>Past (5 years):</p> <ul style="list-style-type: none"> • China Public Procurement Limited 	<ul style="list-style-type: none"> • NHW Pte. Ltd. • LS 2 Holdings Limited • WGP Holdings Pte Ltd
(a) Whether at any time during the last 10 years, an application or a petition under any bankruptcy law of any jurisdiction was filed against him/her or against a partnership of which he/she was a partner at the time when he/she was a partner or at any time within 2 years from the date he/she ceased to be a partner?	No	No
(b) Whether at any time during the last 10 years, an application or a petition under any law of any jurisdiction was filed against an entity (not being a partnership) of which he/she was a director or an equivalent person or a key executive, at the time when he/she was a director or an equivalent person or a key executive of that entity or at any time within 2 years from the date he/she ceased to be a director or an equivalent person or a key executive of that entity, for the winding up or dissolution of that entity or, where that entity is the trustee of a business trust, that business trust, on the ground of insolvency?	No	No
(c) Whether there is any unsatisfied judgment against him/her?	No	No

ADDITIONAL INFORMATION ON DIRECTORS SEEKING RE-ELECTION

Name of Director	Anthony Wong Wei Kit Wong	Ng Hong Whee
(d) Whether he/she has ever been convicted of any offence, in Singapore or elsewhere, involving fraud or dishonesty which is punishable with imprisonment, or has been the subject of any criminal proceedings (including any pending criminal proceedings of which he/she is aware) for such purpose.	No	No
(e) Whether he/she has ever been convicted of any offence, in Singapore or elsewhere, involving a breach of any law or regulatory requirement that relates to the securities or futures industry in Singapore or elsewhere, or has been the subject of any criminal proceedings (including any pending criminal proceedings of which he/she is aware) for such breach?	No	No
(f) Whether at any time during the last 10 years, judgment has been entered against him/her in any civil proceedings in Singapore or elsewhere involving a breach of any law or regulatory requirement that relates to the securities or futures industry in Singapore or elsewhere, or a finding of fraud, misrepresentation or dishonesty on his/her part, or he/she has been the subject of any civil proceedings (including any pending civil proceedings of which he/she is aware) involving an allegation of fraud, misrepresentation or dishonesty on his/her part?	No	No
(g) Whether he/she has ever been convicted in Singapore or elsewhere of any offence in connection with the formation or management of any entity or business trust?	No	No

ADDITIONAL INFORMATION ON DIRECTORS SEEKING RE-ELECTION

Name of Director	Anthony Wong Wei Kit Wong	Ng Hong Whee
(h) Whether he/she has ever been disqualified from acting as a director or an equivalent person of any entity (including the trustee of a business trust), or from taking part directly or indirectly in the management of any entity or business trust?	No	No
(i) Whether he/she has ever been the subject of any order, judgment or ruling of any court, tribunal or governmental body, permanently or temporarily enjoining him/her from engaging in any type of business practice or activity?	No	No
(j) Whether he/she has ever, to his/her knowledge, been concerned with the management or conduct, in Singapore or elsewhere, of the affairs of: (i) any corporation which has been investigated for a breach of any law or regulatory requirement governing corporations in Singapore or elsewhere; or	No	No
(ii) any entity (not being a corporation) which has been investigated for a breach of any law or regulatory requirement governing such entities in Singapore or elsewhere; or	No	No
(iii) any business trust which has been investigated for a breach of any law or regulatory requirement governing business trusts in Singapore or elsewhere; or	No	No
(iv) any entity or business trust which has been investigated for a breach of any law or regulatory requirement that relates to the securities or futures industry in Singapore or elsewhere, in connection with any matter occurring or arising during that period when he/she was so concerned with the entity or business trust?	No	No

ADDITIONAL INFORMATION ON DIRECTORS SEEKING RE-ELECTION

Name of Director	Anthony Wong Wei Kit Wong	Ng Hong Whee
(k) Whether he/she has been the subject of any current or past investigation or disciplinary proceedings, or has been reprimanded or issued any warning, by the Monetary Authority of Singapore or any other regulatory authority, exchange, professional body or government agency, whether in Singapore or elsewhere?	No	No
Any prior experience as a director of a listed company? If yes, please provide details of prior experience. If no, please state if the director has attended or will be attending training on the roles and responsibilities of a director of a listed issuer as prescribed by the Exchange. Please provide details of relevant experience and the nominating committee's reasons for not requiring the director to undergo training as prescribed by the Exchange (if applicable).	<p>Yes.</p> <p>Mr Anthony Wong Wei Kit Wong is presently a Non-Executive and Independent Chairman of the Company.</p>	<p>Yes.</p> <p>Mr Ng Hong Whee is presently is an Independent Non-Executive Director of the Company.</p>

The directors present their statement to the members together with the audited consolidated financial statements of the Group and the balance sheet and statement of changes in equity of the Company for the financial year ended 31 December 2021.

In the opinion of the directors:

- (i) the consolidated financial statements of the Group and the balance sheet and statement of changes in equity of the Company as set out on pages 81 to 151 are drawn up so as to give a true and fair view of the financial position of the Group and of the Company as at 31 December 2021 and of the financial performance, changes in equity and cash flows of the Group and changes in equity of the Company for the financial year then ended in accordance with the provisions of the Companies Act 1967 and Singapore Financial Reporting Standards (International); and
- (ii) at the date of this statement there are reasonable grounds to believe that the Company will be able to pay its debts as and when they fall due.

Directors

The directors in office at the date of this statement are:

Richard Lee
 Na Kyoungwon
 Thong Yuen Siew Jessie ("Jessie Ho")
 Anthony Wei Kit Wong ("Anthony Wong")
 Ng Hong Whee

Arrangements to enable directors to acquire benefits

Neither at the end of nor at any time during the financial year was the Company a party to any arrangement whose objects are, or one of whose objects is, to enable the directors of the Company to acquire benefits by means of the acquisition of shares in or debentures of the Company or any other body corporate.

Directors' interest in shares or debentures

The directors of the Company holding office at the end of the financial year had no interests in the shares and debentures of the Company and related corporations as recorded in the Register of Directors' Shareholdings kept by the Company under Section 164 of the Companies Act 1967, except as follows:

Name of directors	Number of ordinary shares Shareholdings registered in the name of directors	
	At 1.1.2021	At 31.12.2021
Na Kyoungwon	1,026,800	1,026,800
Richard Lee	1,013,900	1,013,900

The directors' interests in ordinary shares and share options of the Company as at 21 January 2022 were the same as those as at 31 December 2021.

DIRECTORS' STATEMENT

Share options

No option to take up unissued shares of the Company or its subsidiary corporations was granted during the financial year.

There were no shares issued during the financial year by virtue of the exercise of options to take up unissued shares of the Company or its subsidiary corporations whether granted before or during the financial year.

There were no unissued shares of the Company or its subsidiary corporations under option at the end of the financial year.

Audit and Risk Management Committee

The members of the Audit and Risk Management Committee ("ARMC") during the year and at the date of this report are:

Anthony Wong (Chairman)
 Jessie Ho
 Ng Hong Whee

The ARMC carried out its functions in accordance with Section 201B(5) of the Singapore Companies Act. Their functions are detailed in the Report on Corporate Governance.

In performing its functions, the ARMC met with the Company's independent and internal auditors to discuss the scope of their work, the results of their examination and evaluation of the Company's internal accounting control system.

The ARMC also reviewed the following:

- (a) independent and internal auditors audit plans, scope of work, their evaluation of the system of internal accounting controls, their letter to management and the management's response, and results of the audits compiled by the independent and internal auditor;
- (b) half yearly and annual financial statements and results announcements before submission to the Board for approval, focusing in particular on changes in accounting policies and practices, major risk areas, significant adjustments resulting from the audit, compliance with accounting standards and compliance with the Catalist Rules and any other relevant statutory or regulatory requirements;
- (c) effectiveness and adequacy of the internal controls and procedures, including accounting and financial controls and procedures, and ensure co-ordination between the independent and internal auditors, and the management, and review the assistance given by the management to the auditors, and discuss problems and concerns, if any, arising from audits, and any matters which the auditors may wish to discuss (in the absence of the management, where necessary);
- (d) report to the Board at least annually the adequacy and effectiveness of the Group's key internal controls with the Chief Operating Officer and Group Financial Controller and the independent and internal auditors, including financial, operational, compliance and information technology controls via review carried out by the internal auditors;
- (e) discuss with the independent auditor any suspected fraud or irregularity, or suspected infringement of any relevant laws, rules or regulations, which has or is likely to have a material impact on the Group's operating results or financial position, and the management's response;

Audit and Risk Management Committee (Continued)

- (f) scope and results of the external audit, and the independence and objectivity of the independent auditor, and to make recommendations to the Board on the proposals to the Shareholders on the appointment or re-appointment of the independent auditor, matters relating to the resignation or dismissal of the auditors, and approving the remuneration and terms of engagement of the independent auditor;
- (g) significant financial reporting issues and judgments with the Chief Operating Officer and Group Financial Controller and the independent auditor so as to ensure the integrity of the financial statements of the Group and any formal announcements relating to the Group's financial performance before their submission to the Board of Directors;
- (h) scope, results and cost-effectiveness of internal audit procedures as well as the effectiveness of the Group and the Company's internal audit function;
- (i) approve transactions (if any) falling within the scope of Chapter 9 and Chapter 10 of the Catalist Rules;
- (j) potential conflicts of interest (if any) and to set out a framework to resolve or mitigate any potential conflicts of interests;
- (k) approve all hedging policies and instruments (if any) to be implemented by the Group;
- (l) undertake such other reviews and projects as may be requested by the Board, and report to the Board its findings from time to time on matters arising and requiring the attention of the ARMC;
- (m) financial risk areas, with a view to providing an independent oversight on the Group's financial reporting, the outcome of such review to be disclosed in the annual reports or if the findings are material, to be immediately announced via SGXNET;
- (n) establish procedures for receipt, retention and treatment of complaints received by the Group regarding among other things, criminal offences involving the Group or its employees, questionable accounting, auditing, business, safety or other matters that impact negatively on the Group;
- (o) Group's compliance with such functions and duties as may be required by statute or the Catalist Rules, and by such amendments made thereto from time to time;
- (p) generally undertake such other functions and duties as may be required by statute or the Catalist Rules, or by such amendments as may be made thereto from time to time; and
- (q) whistle blowing policy and arrangements by which the staff may, in confidence, raise concerns about improprieties in matters of financial reporting or other matters, and to ensure that those arrangements are in place for independent investigations of such matters and for appropriate follow-up.

The ARMC is satisfied with the independence and objectivity of the independent auditor and has nominated Baker Tilly TFW LLP for re-appointment as independent auditor of the Company at the forthcoming Annual General Meeting.

DIRECTORS' STATEMENT

Independent auditor

The independent auditor, Baker Tilly TFW LLP, has expressed its willingness to accept re-appointment.

On behalf of the directors

Richard Lee
Director

Na Kyoungwon
Director

13 April 2022

Report on the Audit of the Financial Statements

Qualified Opinion

We have audited the accompanying financial statements of Spackman Entertainment Group Limited (the "Company") and its subsidiaries (the "Group"), as set out on pages 81 to 151, which comprise the balance sheets of the Group and of the Company as at 31 December 2021, and the consolidated statement of profit or loss and other comprehensive income, consolidated statement of changes in equity and consolidated statement of cash flows of the Group and the statement of changes in equity of the Company for the financial year then ended, and notes to the financial statements, including a summary of significant accounting policies.

In our opinion, except for the possible effects of the matter described in the *Basis for Qualified Opinion* section of our report, the accompanying consolidated financial statements of the Group and the balance sheet and statement of changes in equity of the Company are properly drawn up in accordance with the provisions of the Companies Act 1967 (the "Act") and Singapore Financial Reporting Standards (International) ("SFRS(I)") so as to give a true and fair view of the consolidated financial position of the Group and the financial position of the Company as at 31 December 2021 and of the consolidated financial performance, consolidated changes in equity and consolidated cash flows of the Group and of the changes in equity of the Company for the financial year ended on that date.

Basis for Qualified Opinion

On 18 August 2020, the Company announced that it has entered into a non-binding memorandum of understanding with its substantial shareholder, Spackman Equities Group Inc ("SQG") in relation to the sale of the Company's entire interest in Spackman Media Group Limited ("SMGL") to SQG (the "Proposed Divestment") (Note 17).

On 3 September 2020, Singapore Exchange Regulation ("SGX RegCo") issued a Notice of Compliance to the Company in view that the common directors (past and current) in the Company, SMGL and/or SQG raises concerns on whether the Company's acquisitions of interest in SMGL on 1 March 2017, 11 October 2017, 22 December 2017, 22 May 2018 and 6 August 2018 to purchase a total of 6,465,288 SMGL shares at USD3 each (the "Past Acquisitions") and the Proposed Divestment were entered into on normal commercial terms and in the interest of the Company and its shareholders. In addition, the disposal consideration for the Proposed Divestment is significantly lower as compared to the consideration paid by the Company for its Past Acquisitions. SGX RegCo directs that the following should be undertaken in the interest of shareholders:

- (i) The Company's Audit & Risk Management Committee ("ARMC") to:
 - (a) perform a holistic review on the Past Acquisitions, including but not limited to, background checks on the vendors and assessment of whether these transactions were entered into on normal commercial terms and were not prejudicial to the interests of the Company and its minority shareholders (the "ARMC Review"); and
 - (b) provide SGX RegCo with details of past due diligence performed on the Past Acquisitions and the vendors; and
- (ii) The Company not to enter into a binding agreement in relation to the Proposed Divestment prior to completion of the ARMC Review, and SGX RegCo being satisfied with the findings of the review.

INDEPENDENT AUDITOR'S REPORT

TO THE MEMBERS OF SPACKMAN ENTERTAINMENT GROUP LIMITED

Report on the Audit of the Financial Statements (Continued)

Basis for Qualified Opinion (Continued)

As at the date of this report, the ARMC review is still on-going. Consequently, we are unable to determine the potential financial impact, if any, to the Group in respect of the Past Acquisitions as recorded in the consolidated financial statements of the Group. Additionally, there was a qualification in the preceding financial year in respect of the impairment loss of USD5,180,000 which was recorded in the consolidated financial statements of the Group for the year ended 31 December 2020. Accordingly, we are unable to ascertain whether this impairment loss which was recognised for the investment in SMGL in the preceding financial year is comparable with the current financial year.

We conducted our audit in accordance with Singapore Standards on Auditing ("SSAs"). Our responsibilities under those standards are further described in the *Auditor's Responsibilities for the Audit of the Financial Statements* section of our report. We are independent of the Group in accordance with the Accounting and Corporate Regulatory Authority ("ACRA") *Code of Professional Conduct and Ethics for Public Accountants and Accounting Entities* ("ACRA Code") together with the ethical requirements that are relevant to our audit of the financial statements in Singapore, and we have fulfilled our other ethical responsibilities in accordance with these requirements and the ACRA Code. We believe that the audit evidence we have obtained is sufficient and appropriate to provide a basis for our qualified opinion.

Other Information

Management is responsible for the other information. The other information comprises the information included in the Annual Report 2021, but does not include the financial statements and our auditor's report thereon.

Our opinion on the financial statements does not cover the other information and we do not express any form of assurance conclusion thereon.

In connection with our audit of the financial statements, our responsibility is to read the other information and, in doing so, consider whether the other information is materially inconsistent with the financial statements or our knowledge obtained in the audit or otherwise appears to be materially misstated.

If, based on the work we have performed, we conclude that there is a material misstatement of this other information, we are required to report that fact. Because of the possible effects of the matter described in the *Basis for Qualified Opinion* section of our report, we were unable to conclude whether or not the other information is materially misstated with respect to this matter.

Key Audit Matters

Key audit matters are those matters that, in our professional judgement, were of most significance in our audit of the financial statements of the current period. These matters were addressed in the context of our audit of the financial statements as a whole, and in forming our opinion thereon, and we do not provide a separate opinion on these matters. In addition to the matter described in the *Basis for Qualified Opinion* section, we have determined the matters described below to be the key audit matters to be communicated in our report.

1. Impairment assessment on intangible assets

As at 31 December 2021, the Group has goodwill, customer contracts, customer relationships and copyrights of USD5,713,489 (2020: USD5,713,489), USD Nil (2020: USD9,430), USD52,909 (2020: USD553,511) and USD620,804 (2020: USD269,781) respectively. These intangible assets had been allocated to certain cash generating units ("CGUs") as disclosed in Note 12 to the financial statements.

Report on the Audit of the Financial Statements (Continued)**Key Audit Matters** (Continued)**1. Impairment assessment on intangible assets** (Continued)

The Group has performed an impairment assessment in accordance with SFRS(I) 1-36 Impairment of Assets to determine the recoverable amount, which is the higher between fair value less cost of disposal ("FVLCD") and value-in-use ("VIU"), of the respective CGUs. The recoverable amount has been determined based on VIU calculations using cash flow projections from respective CGU forecast. This process requires estimating future cash flows based on management's view of future business prospects with consideration of the impact of COVID-19 on the future cash flows, and applying appropriate terminal growth rates and discount rates to the cash flow projections. Given the significant level of judgement and estimation involved, and the significance of the assets to the Group's consolidated financial position, we identified this to be a key audit matter.

The key assumptions and estimates used in the VIU calculation are disclosed in Note 3 and Note 12 to the financial statements.

Our procedures to address the key audit matter

We evaluated management's VIU calculations and the process by which they were developed. We assessed and challenged the key estimates applied in the VIU calculations by comparing the cash flow projections to the Group's historical data and performance, existing contracts and other relevant documents and published industry data. We reviewed the management's assessment on the existing and anticipated effects of COVID-19 on the impairment assessment. We also compared current year actual results to prior year forecast where relevant, to assess the reliability of management's estimate. We assessed the sensitivity of the key estimates on the impairment assessment, based on reasonably possible changes in the key estimates. We involved our internal valuation specialists in assessing the reasonableness of the discount rates used. We recomputed the comparison between the recoverable amounts based on VIU calculation and the carrying value of the CGU in which the intangible assets are attributable to.

We have also assessed the adequacy and appropriateness of the disclosures made in the financial statements.

2. Impairment assessment on investment in associated company, Spackman Media Group Limited ("SMGL")

As at 31 December 2021, the carrying amount of the Group's and the Company's investment in SMGL amount to USD12,793,769 (2020: USD14,785,834) and USD12,877,287 (2020: USD14,897,897) (Note 17). The Group performed an impairment assessment to determine the recoverable amount, which is the higher between FVLCD and VIU, of the investment in SMGL. For the assessment to determine whether there is impairment or reversal of impairment loss in the investment in SMGL, the management computes the VIU with the assistance of external valuation expert. The VIU calculation involves management's assumptions and forecast of future cash flow of the business with consideration of the impact of COVID-19 on the cash flow projections, and the appropriate terminal growth rates and discount rates applied to the cash flow projections.

We focus on this area due to the significance of the asset to the Group's and Company's balance sheets as well as the significant estimates and assumptions involved in management's determination of the VIU (Note 3).

INDEPENDENT AUDITOR'S REPORT

TO THE MEMBERS OF SPACKMAN ENTERTAINMENT GROUP LIMITED

Report on the Audit of the Financial Statements (Continued)

Key Audit Matters (Continued)

2. Impairment assessment on investment in associated company, Spackman Media Group Limited ("SMGL") (Continued)

Our procedures to address the key audit matter

We assessed the competence, objectivity and capabilities of the external valuation expert engaged by the Group. We assessed and challenged the key estimates and assumptions applied in the VIU calculation by comparing the cash flow projection to historical data, existing contracts and published industry data. We reviewed management's assessment on the existing and anticipated effects of COVID-19 on the VIU calculation. We assessed the sensitivity of the key estimates on the impairment assessments, based on reasonably possible changes in the key estimates. We involved our internal valuation specialists in assessing the discount rate used. We recomputed the comparison between the recoverable amount based on VIU calculation and the carrying amount of the investment.

We have also assessed the adequacy and appropriateness of the disclosures made in the financial statements.

Responsibilities of Management and Directors for the Financial Statements

Management is responsible for the preparation of financial statements that give a true and fair view in accordance with the provisions of the Act and SFRS(I), and for devising and maintaining a system of internal accounting controls sufficient to provide a reasonable assurance that assets are safeguarded against loss from unauthorised use or disposition; and transactions are properly authorised and that they are recorded as necessary to permit the preparation of true and fair financial statements and to maintain accountability of assets.

In preparing the financial statements, management is responsible for assessing the Group's ability to continue as a going concern, disclosing, as applicable, matters related to going concern and using the going concern basis of accounting unless management either intends to liquidate the Group or to cease operations, or has no realistic alternative but to do so.

The directors' responsibilities include overseeing the Group's financial reporting process.

Auditor's Responsibilities for the Audit of the Financial Statements

Our objectives are to obtain reasonable assurance about whether the financial statements as a whole are free from material misstatement, whether due to fraud or error, and to issue an auditor's report that includes our opinion. Reasonable assurance is a high level of assurance, but is not a guarantee that an audit conducted in accordance with SSAs will always detect a material misstatement when it exists. Misstatements can arise from fraud or error and are considered material if, individually or in the aggregate, they could reasonably be expected to influence the economic decisions of users taken on the basis of these financial statements.

As part of an audit in accordance with SSAs, we exercise professional judgement and maintain professional scepticism throughout the audit. We also:

- Identify and assess the risks of material misstatement of the financial statements, whether due to fraud or error, design and perform audit procedures responsive to those risks, and obtain audit evidence that is sufficient and appropriate to provide a basis for our opinion. The risk of not detecting a material misstatement resulting from fraud is higher than for one resulting from error, as fraud may involve collusion, forgery, intentional omissions, misrepresentations, or the override of internal control.

Report on the Audit of the Financial Statements (Continued)**Auditor's Responsibilities for the Audit of the Financial Statements** (Continued)

- Obtain an understanding of internal control relevant to the audit in order to design audit procedures that are appropriate in the circumstances, but not for the purpose of expressing an opinion on the effectiveness of the Group's internal control.
- Evaluate the appropriateness of accounting policies used and the reasonableness of accounting estimates and related disclosures made by management.
- Conclude on the appropriateness of management's use of the going concern basis of accounting and, based on the audit evidence obtained, whether a material uncertainty exists related to events or conditions that may cast significant doubt on the Group's ability to continue as a going concern. If we conclude that a material uncertainty exists, we are required to draw attention in our auditor's report to the related disclosures in the financial statements or, if such disclosures are inadequate, to modify our opinion. Our conclusions are based on the audit evidence obtained up to the date of our auditor's report. However, future events or conditions may cause the Group to cease to continue as a going concern.
- Evaluate the overall presentation, structure and content of the financial statements, including the disclosures, and whether the financial statements represent the underlying transactions and events in a manner that achieves fair presentation.
- Obtain sufficient appropriate audit evidence regarding the financial information of the entities or business activities within the Group to express an opinion on the consolidated financial statements. We are responsible for the direction, supervision and performance of the group audit. We remain solely responsible for our audit opinion.

We communicate with the directors regarding, among other matters, the planned scope and timing of the audit and significant audit findings, including any significant deficiencies in internal control that we identify during our audit.

We also provide the directors with a statement that we have complied with relevant ethical requirements regarding independence, and to communicate with them all relationships and other matters that may reasonably be thought to bear on our independence, and where applicable, related safeguards.

From the matters communicated with the directors, we determine those matters that were of most significance in the audit of the financial statements of the current period and are therefore the key audit matters. We describe these matters in our auditor's report unless law or regulation precludes public disclosure about the matter or when, in extremely rare circumstances, we determine that a matter should not be communicated in our report because the adverse consequences of doing so would reasonably be expected to outweigh the public interest benefits of such communication.

INDEPENDENT AUDITOR'S REPORT

TO THE MEMBERS OF SPACKMAN ENTERTAINMENT GROUP LIMITED

Report on Other Legal and Regulatory Requirements

In our opinion, except for the effect of the matter described in *Basis for Qualified Opinion* section of our report, the accounting and other records required by the Act to be kept by the Company have been properly kept in accordance with the provisions of the Act.

The engagement partner on the audit resulting in this independent auditor's report is Low See Lien.

Baker Tilly TFW LLP
Public Accountants and
Chartered Accountants
Singapore

13 April 2022

CONSOLIDATED STATEMENT OF PROFIT OR LOSS AND OTHER COMPREHENSIVE INCOME

FOR THE FINANCIAL YEAR ENDED 31 DECEMBER 2021

		Group (Re-presented)	
	Note	2021 USD	2020 USD
Continuing operations			
Revenue	4	14,933,036	8,943,322
Cost of sales		(12,956,124)	(7,053,812)
Gross profit		1,976,912	1,889,510
Other income and gains	5a	9,257,152	597,903
Net impairment gains on financial assets		10,601	–
Interest income	5b	110,837	102,474
Expenses			
Selling expenses		(411,199)	(341,720)
General and administrative expenses		(5,866,935)	(5,127,766)
Net impairment losses on financial assets		–	(27,504)
Finance costs	6	(171,147)	(224,883)
Other expenses		(1,098,199)	(15,803,248)
Share of results of associated companies		(1,089,506)	(1,359,174)
Profit/(loss) before tax	7	2,718,516	(20,294,408)
Tax (expense)/credit	9	(2,062,206)	1,018,599
Profit/(loss) from continuing operations, net of tax		656,310	(19,275,809)
Discontinued operations			
Profit/(loss) after tax for the financial year from discontinued operation	30	594,584	(3,849,372)
Profit/(loss) for the financial year		1,250,894	(23,125,181)
Profit/(loss) for the financial year attributable to:			
Equity holders of the Company			
– Continuing operation		1,124,391	(19,060,653)
– Discontinued operation	30	594,584	(3,849,372)
		1,718,975	(22,910,025)
Non-controlling interests			
– Continuing operation		(468,081)	(215,156)
Profit/(loss) for the financial year		1,250,894	(23,125,181)
Earnings/(loss) per share for loss attributable to equity holders of the Company (cents per share)			
Basic and diluted			
– Continuing operation	10	0.06	(1.20)
– Discontinued operation	10	0.03	(0.25)
Continuing and discontinued operations		0.09	(1.45)

The accompanying notes form an integral part of these financial statements.

CONSOLIDATED STATEMENT OF PROFIT OR LOSS AND OTHER COMPREHENSIVE INCOME

FOR THE FINANCIAL YEAR ENDED 31 DECEMBER 2021

		Group	
		(Re-presented)	
	Note	2021	2020
		USD	USD
Other comprehensive income/(loss)			
<i>Items that are or may be reclassified subsequently to profit or loss:</i>			
Currency translation differences arising from consolidation		(728,424)	289,889
Currency translation differences reclassified to profit or loss on:			
– Disposal of subsidiaries		806,288	–
Share of other comprehensive (loss)/income of associated companies		(902,592)	134,978
<i>Items that will not be reclassified subsequently to profit or loss:</i>			
Currency translation differences arising from consolidation		(36,271)	34,943
Other comprehensive (loss)/income, for the financial year net of tax		(860,999)	459,810
Total comprehensive income/(loss) for the financial year		389,895	(22,665,371)
Total comprehensive income/(loss) attributable to:			
Equity holders of the Company			
– Continuing operation		194,552	(18,587,910)
– Discontinued operation		699,694	(3,897,248)
		894,246	(22,485,158)
Non-controlling interests			
– Continuing operation		(504,351)	(180,213)
Total comprehensive income/(loss) for the financial year		389,895	(22,665,371)

The accompanying notes form an integral part of these financial statements.

BALANCE SHEETS

AT 31 DECEMBER 2021

	Note	Group		Company	
		2021 USD	2020 USD	2021 USD	2020 USD
Non-current assets					
Property, plant and equipment	11	1,092,816	6,074,105	265,343	463,219
Intangible assets	12	6,387,202	6,650,732	–	277
Film production inventories	13	1,076,585	1,885,093	–	–
Deferred tax assets	14	12,447	601,398	–	–
Investment in subsidiaries	16	–	–	16,414,804	16,494,188
Investment in associated companies	17	12,839,435	14,831,533	12,972,287	14,992,897
Financial assets at fair value through profit or loss	18	214,775	1,211,106	192,000	357,282
Trade and other receivables	20	59,246	738,940	–	–
Total non-current assets		21,682,506	31,992,907	29,844,434	32,307,863
Current assets					
Film production inventories	13	–	916,283	–	–
Loan to subsidiaries	15	–	–	1,815,611	625,938
Inventories		8,720	5,664	–	–
Financial assets at fair value through profit or loss	18	2,911,137	3,711,483	–	–
Contract assets	19	37,974	25,458	–	–
Trade and other receivables	20	6,965,259	9,225,593	1,346,687	1,605,949
Cash and cash equivalents	21	11,344,593	4,342,909	1,233,396	236,633
Total current assets		21,267,683	18,227,390	4,395,694	2,468,520
Total assets		42,950,189	50,220,297	34,240,128	34,776,383
Non-current liabilities					
Deferred tax liabilities	14	–	97,421	–	–
Contract liabilities	19	–	1,502,728	–	–
Borrowings	23	266,246	2,353,746	1,390,766	2,213,368
Other non-current liabilities		244,217	382,233	–	–
Total non-current liabilities		510,463	4,336,128	1,390,766	2,213,368
Current liabilities					
Contract liabilities	19	3,439,052	2,729,825	–	–
Trade and other payables	22	2,847,803	3,999,236	648,454	655,428
Borrowings	23	2,734,035	6,204,771	3,504,184	581,566
Film obligations and production loans	24	393,765	308,011	–	–
Tax payable		–	7,150	–	–
Total current liabilities		9,414,655	13,248,993	4,152,638	1,236,994
Total liabilities		9,925,118	17,585,121	5,543,404	3,450,362
Net assets		33,025,071	32,635,176	28,696,724	31,326,021
Equity					
Share capital	25	70,007,456	70,007,456	70,007,456	70,007,456
Treasury shares	25	(679,698)	(679,698)	(679,698)	(679,698)
Other reserves	26	(3,174,030)	(2,349,302)	–	–
Accumulated losses		(33,242,387)	(34,961,362)	(40,631,034)	(38,001,737)
Equity attributable to equity holders of the Company, total		32,911,341	32,017,094	28,696,724	31,326,021
Non-controlling interests		113,730	618,082	–	–
Total equity		33,025,071	32,635,176	28,696,724	31,326,021

The accompanying notes form an integral part of these financial statements.

CONSOLIDATED STATEMENT OF CHANGES IN EQUITY

FOR THE FINANCIAL YEAR ENDED 31 DECEMBER 2021

Group	Attributable to equity holders of the Company						Total equity USD
	Share capital USD	Treasury shares USD	Other reserves USD	Accumulated losses USD	Total USD	Non-controlling interests USD	
Balance at 1 January 2021	70,007,456	(679,698)	(2,349,302)	(34,961,362)	32,017,094	618,082	32,635,176
Loss for the financial year	-	-	-	1,718,975	1,718,975	(468,081)	1,250,894
Other comprehensive income	-	-	(902,592)	-	(902,592)	-	(902,592)
Share of other comprehensive income of associated companies	-	-	(728,424)	-	(728,424)	(36,271)	(764,695)
Currency translation differences on consolidation	-	-	-	-	-	-	-
Currency translation differences reclassified to profit or loss on:	-	-	-	-	-	-	-
Disposal of subsidiaries	-	-	806,288	-	806,288	-	806,288
Total comprehensive income/(loss) for the financial year	-	-	(824,728)	1,718,975	894,247	(504,352)	389,895
Balance at 31 December 2021	70,007,456	(679,698)	(3,174,030)	(33,242,387)	32,911,341	113,730	33,025,071
Balance at 1 January 2020	66,197,553	(465,026)	(2,774,169)	(12,051,337)	50,907,021	798,295	51,705,316
Loss for the financial year	-	-	-	(22,910,025)	(22,910,025)	(215,156)	(23,125,181)
Other comprehensive income	-	-	-	-	-	-	-
Share of other comprehensive income of associated companies	-	-	134,978	-	134,978	-	134,978
Currency translation differences on consolidation	-	-	289,889	-	289,889	34,943	324,832
Total comprehensive income/(loss) for the financial year	-	-	424,867	(22,910,025)	(22,485,158)	(180,213)	(22,665,371)
Issue of ordinary shares (Note 25)	3,809,903	-	-	-	3,809,903	-	3,809,903
Purchase of treasury shares (Note 25)	-	(214,672)	-	-	(214,672)	-	(214,672)
Balance at 31 December 2020	70,007,456	(679,698)	(2,349,302)	(34,961,362)	32,017,094	618,082	32,635,176

The accompanying notes form an integral part of these financial statements.

STATEMENT OF CHANGES IN EQUITY

FOR THE FINANCIAL YEAR ENDED 31 DECEMBER 2021

	Share capital USD	Treasury shares USD	Accumulated losses USD	Total equity USD
Company				
Balance at 1 January 2021	70,007,456	(679,698)	(38,001,737)	31,326,021
Loss and total comprehensive loss for the financial year	–	–	(2,629,297)	(2,629,297)
Balance at 31 December 2021	70,007,456	(679,698)	(40,631,034)	28,696,724
Balance at 1 January 2020	66,197,553	(465,026)	(14,489,349)	51,243,178
Loss and total comprehensive loss for the financial year	–	–	(23,512,388)	(23,512,388)
Issue of ordinary shares (Note 25)	3,809,903	–	–	3,809,903
Purchase of treasury shares (Note 25)	–	(214,672)	–	(214,672)
Balance at 31 December 2020	70,007,456	(679,698)	(38,001,737)	31,326,021

The accompanying notes form an integral part of these financial statements.

CONSOLIDATED STATEMENT OF CASH FLOWS

FOR THE FINANCIAL YEAR ENDED 31 DECEMBER 2021

	Note	Group (Re-presented)	
		2021 USD	2020 USD
Cash flows from operating activities			
Loss before tax from continuing operation		2,718,516	(20,294,408)
Profit/(loss) before tax from discontinued operation		576,267	(4,203,385)
Profit/(loss) before tax		3,294,783	(24,497,793)
Adjustments for:			
Depreciation of property, plant and equipment	11	2,046,434	1,919,115
Interest income		(110,890)	(106,445)
Interest expenses		502,308	331,116
Impairment loss on film production inventories	7	85,808	583,012
Share of results of associated companies		1,089,506	1,359,174
Amortisation of intangible assets	12	215,838	309,717
Impairment loss on goodwill	12	–	6,554,006
Impairment loss on investment in associated company	17	–	5,180,000
Impairment loss on intangible assets	12	–	4,377,213
Impairment loss on copyrights	12	7,864	–
Impairment loss on property, plant and equipment	7	–	1,533,671
Fair value loss on investments in financial assets at FVTPL	7	378,576	118,231
Fair value gain on investments in financial assets at FVTPL	5a	(6,778)	(29,130)
Allowance for impairment for receivables	7	104,460	305,815
Reversal of allowance for impairment for receivables	7	(94,489)	(124,188)
Reversal of loss on film borne by external investors	7	1,302	1,917
(Gain)/loss on disposal of property, plant and equipment	7	(766,630)	49,497
Gain on disposal of subsidiaries	16(c)	(10,131,413)	–
Gain on disposal of financial assets at FVTPL	5a	–	(48)
Operating loss before working capital changes		(3,383,321)	(2,135,120)
Change in operating assets and liabilities, net of effects from acquisition of subsidiaries:			
Inventories and copyrights		(3,056)	3,046
Film production inventories		740,053	(263,622)
Receivables and contract assets		1,800,921	1,682,189
Payables and contract liabilities		2,189,221	112,560
Currency translation adjustments		(420,440)	(101,708)
Cash generated from/(used in) operations		923,378	(702,655)
Interest received		135,693	9,779
Income tax paid		(1,710,254)	(350,544)
Net cash used in operating activities		(651,183)	(1,043,420)

The accompanying notes form an integral part of these financial statements.

CONSOLIDATED STATEMENT OF CASH FLOWS

FOR THE FINANCIAL YEAR ENDED 31 DECEMBER 2021

		Group	
		(Re-presented)	
	Note	2021	2020
		USD	USD
Cash flows from investing activities			
Proceeds from disposal of property, plant and equipment		3,662,487	95,624
Purchases of property, plant and equipment	11	(19,549,810)	(51,561)
Purchases of intangible assets	12	(32,267)	(31,778)
Purchases of financial assets at fair value through profit or loss		(262,142)	(397,526)
Proceeds from disposal of financial assets at fair value through profit or loss		794,893	875,741
Proceeds from disposal of investments in theatrical project		544,121	–
Additional short-term loans		(1,447,884)	(2,672,382)
Repayment of short-term loans		2,752,304	1,025,000
Net decrease in leasehold deposits		169,757	9,609
Disposal of subsidiaries	16(c)	7,027,875	–
Net cash used in investing activities		(6,340,666)	(1,147,273)
Cash flows from financing activities			
Interest paid		(502,308)	(331,116)
Issuance of ordinary shares	25	–	3,809,903
Repayment of borrowings	23	(4,703,409)	(2,151,293)
Proceeds from borrowings	23	16,982,516	2,707,408
Advances received from directors of subsidiaries	23	4,547,311	722,268
Repayment of advances received from directors of subsidiaries	23	(1,170,144)	(501,480)
Repayment of film obligations and production loans	23	(482,120)	(75,105)
Proceeds from film obligations and production loans	23	349,522	–
Repayment of lease liabilities	23	(1,316,763)	(1,561,464)
Purchase of treasury shares	25	–	(214,672)
Net cash generated from financing activities		13,704,605	2,404,449
Net increase in cash and cash equivalents		6,712,756	213,756
Cash and cash equivalents at beginning of the financial year		4,342,909	4,212,366
Effects of exchange rate changes on cash and cash equivalents		288,928	(83,213)
Cash and cash equivalents at end of the financial year		11,344,593	4,342,909

The accompanying notes form an integral part of these financial statements.

NOTES TO THE FINANCIAL STATEMENTS

FOR THE FINANCIAL YEAR ENDED 31 DECEMBER 2021

These notes form an integral part of and should be read in conjunction with the accompanying financial statements.

1 CORPORATE INFORMATION

Spackman Entertainment Group Limited (the “Company”) (Co. Reg. No. 201401201N) is incorporated in Singapore. The registered office of the Company is at 16 Collyer Quay, #17-00, Singapore 049318. The principal place of business of the Company is at 390 Orchard Road, #04-01 Palais Renaissance, Singapore 238871.

The principal activity of the Company is an investment holding company. The principal activities of the subsidiaries are disclosed in Note 16.

2 SUMMARY OF SIGNIFICANT ACCOUNTING POLICIES

a) Basis of preparation

The financial statements of the Group are expressed in United States Dollar (“USD”). The financial statements of the Group have been prepared in accordance with the provisions of the Companies Act 1967 and Singapore Financial Reporting Standards (International) (“SFRS(I)”). The financial statements have been prepared under the historical cost convention except as disclosed in the accounting policies below.

The preparation of financial statements in conformity with SFRS(I) requires the use of estimates and assumptions that affect the reported amounts of assets and liabilities and disclosure of contingent assets and liabilities at the date of the financial statements and the reported amounts of revenues and expenses during the financial year. Although these estimates are based on management’s best knowledge of current events and actions and historical experiences and various other factors that are believed to be reasonable under the circumstances, actual results may ultimately differ from those estimates.

Use of estimates and judgements

The estimates and underlying assumptions are reviewed on an ongoing basis. Revisions to accounting estimates are recognised in the period in which the estimate is revised if the revision affects only that period, or in the period of the revision and future periods if the revision affects both current and future periods.

The areas involving a higher degree of judgement in applying accounting policies, or areas where assumptions and estimates have a significant risk of resulting in material adjustment within the next financial year are disclosed in Note 3.

The carrying amounts of cash and cash equivalents, loan to subsidiaries, trade and other current receivables and payables approximate their respective fair values due to the relatively short-term maturity of these financial instruments.

New and revised standards that are adopted

In the current financial year, the Group has adopted all new and revised SFRS(I) and SFRS(I) Interpretations (“SFRS(I) INT”) that are relevant to its operations and effective for the current financial year. The application of these new and revised SFRS(I) and SFRS(I) INT do not have a material effect on the financial statements.

2 SUMMARY OF SIGNIFICANT ACCOUNTING POLICIES (CONTINUED)**a) Basis of preparation (Continued)**

New and revised standards not yet effective

New standards, amendments to standards and interpretations that have been issued at the balance sheet date but are not yet effective for the financial year ended 31 December 2021 have not been applied in preparing these financial statements. None of these are expected to have a significant effect on the financial statements of the Group and the Company.

b) Basis of consolidation

The consolidated financial statements comprise the financial statements of the Company and its subsidiaries as at the balance sheet date. Subsidiaries are consolidated from the date on which the Group obtains control, and continue to be consolidated until the date that such control ceases.

The financial statements of the subsidiaries are prepared for the same reporting date as the parent company. Consistent accounting policies are applied for like transactions and events in similar circumstances.

Intragroup balances and transactions including income, expenses and dividends, are eliminated in full. Profits and losses resulting from intragroup transactions that are recognised in assets, such as inventories and property, plant and equipment, are eliminated in full.

Business combinations are accounted for using the acquisition method. The consideration transferred for the acquisition comprises the fair value of the assets transferred, the liabilities incurred and the equity interests issued by the Group. The consideration transferred also includes the fair value of any contingent consideration arrangement and the fair value of any pre-existing equity interest in the subsidiary. Acquisition-related costs are recognised as expenses as incurred. Identifiable assets acquired and liabilities and contingent liabilities assumed in a business combination are measured initially at their fair values at the acquisition date.

Any excess of the fair value of the consideration transferred in the business combination, the amount of any non-controlling interest in the acquiree (if any) and the fair value of the Group's previously held equity interest in the acquiree (if any), over the fair value of the net identifiable assets acquired is recorded as goodwill. Goodwill is accounted for in accordance with the accounting policy for goodwill stated in Note 2(e). In instances where the latter amount exceeds the former and the measurement of all amounts has been reviewed, the excess is recognised as gain from bargain purchase in profit or loss on the date of acquisition.

Non-controlling interests are that part of the net results of operations and of net assets of a subsidiary attributable to the interests which are not owned directly or indirectly by the equity holders of the Company. They are shown separately in the consolidated statement of profit or loss and other comprehensive income, statement of changes in equity and balance sheet. Total comprehensive income is attributed to the non-controlling interests based on their respective interests in a subsidiary, even if this results in the non-controlling interests having a deficit balance.

For non-controlling interests that are present ownership interests and entitle their holders to a proportionate share of the acquiree's net assets in the event of liquidation, the Group elects on an acquisition-by-acquisition basis whether to measure them at fair value, or at the non-controlling interests' proportionate share of the acquiree's net identifiable assets, at the acquisition date. All other non-controlling interests are measured at acquisition date fair value or, when applicable, on the basis specified in another standard.

NOTES TO THE FINANCIAL STATEMENTS

FOR THE FINANCIAL YEAR ENDED 31 DECEMBER 2021

2 SUMMARY OF SIGNIFICANT ACCOUNTING POLICIES (CONTINUED)

c) Subsidiaries

Subsidiaries are entities controlled by the Group. The Group controls an entity when the Group is exposed to, or has rights to, variable returns from its involvement with the entity and has the ability to affect those returns through its power over the entity.

In the Company's balance sheet, investments in subsidiaries are accounted for at cost less accumulated impairment losses, if any. On disposal of the investment, the difference between disposal proceeds and the carrying amounts of the investments are recognised in profit or loss.

d) Associated companies

An associated company is an entity over which the Group has significant influence but not control or joint control, over the financial and operating policies of the entity. Significant influence is presumed to exist generally when the Group holds 20% or more but not exceeding 50% of the voting power of another entity.

Investment in associated companies is accounted for in the consolidated financial statements using the equity method of accounting, less impairment losses, if any.

Investment in associated companies is initially recognised at cost. The cost of an acquisition is measured at the fair value of the assets given, equity instruments issued or liabilities incurred or assumed at the date of exchange, plus costs directly attributable to the acquisition.

Subsequent to initial recognition, the consolidated financial statements include the Group's share of the post-acquisition profit or loss and other comprehensive income of equity-accounted investees, after adjustments to align the accounting policies with those of the Group, from the date that significant influence commences until the date that significant influence ceases.

Distributions received from associated companies are adjusted against the carrying amount of the investment. When the Group's share of losses in an associated company equals or exceeds its interest in the associated companies, including any other unsecured non-current receivables, the Group does not recognise further losses, unless it has obligations or has made payments on behalf of the associated company.

Any excess of the cost of acquisition over the Group's share of the net fair value of the identifiable assets, liabilities and contingent liabilities of the associate recognised at the date of acquisition is recognised as goodwill. The goodwill is included within the carrying amount of the investment and is assessed for impairment as part of the investment. Any excess of the Group's share of the net fair value of the identifiable assets, liabilities and contingent liabilities over the cost of acquisition, after reassessment, is recognised immediately as income in the Group's profit or loss.

Where a group entity transacts with an associate of the Group, unrealised gains are eliminated to the extent of the Group's interest in the relevant associate. Unrealised losses are also eliminated unless the transactions provide evidence of impairment of the assets transferred.

In the Company's financial statements, investment in associated companies is carried at cost less accumulated impairment loss. On disposal of investment in associated companies, the difference between the disposal proceeds and the carrying amount of the investment is recognised in profit or loss.

2 SUMMARY OF SIGNIFICANT ACCOUNTING POLICIES (CONTINUED)**e) Goodwill**

Goodwill is initially measured at cost and is subsequently measured at cost less any accumulated impairment losses.

The Group tests goodwill annually for impairment, or more frequently if there are indications that goodwill might be impaired.

For the purpose of impairment testing, goodwill is allocated to each of the Group's cash-generating units expected to benefit from the synergies of the combination. Cash-generating unit to which goodwill has been allocated are tested for impairment annually, or more frequently when there is an indication that the unit may be impaired. If the recoverable amount of the cash-generating unit is less than the carrying amount of the unit, the impairment loss is allocated first to reduce the carrying amount of any goodwill allocated to the unit and then to the other assets of the unit pro-rata on the basis of the carrying amount of each asset in the unit. An impairment loss recognised for goodwill is not reversed in subsequent periods.

On disposal of a subsidiary or associated company, the attributable amount of goodwill is included in the determination of the profit or loss on disposal.

The Group's policy for goodwill arising on the acquisition of an associate is described in Note 2(d).

f) Revenue recognition

Revenue from production of films where the Group only undertook the role of Producer, and which the Group is acting as an agent

Where the Group is acting as a Producer in a contract for production of motion films, the Group assesses the arrangement for each film to determine whether the Group is acting as an agent or a principal. Where the Group is acting as an agent, the Group recognises revenue based on a pre-agreed production budget and its share of profits from the films. Production of film is recognised as a performance obligation satisfied over time based on the stage of completion of the contract as the customer simultaneously receives and consumes the benefits provided by the Group's performance as the Group performs. Management has assessed that the stage of completion by reference to the actual costs incurred up to the balance sheet date as a proportion of the total estimated costs for each contract is an appropriate measure of progress towards complete satisfaction of the performance obligations under SFRS(I) 15.

Revenue in the form of a share of profits constitutes a variable consideration and such revenue is only recognised to the extent that it is highly probable that there will be no significant reversal when the uncertainty is resolved. The Group receives the production budget before the commencement of production activity and therefore a contract liability is recognised at inception of the contract period and the contract liability is recognised as revenue over the period in which the services are performed. The Group will bill the customer for its share of profits based on the film's profit or loss statement from the customer and therefore a contract asset is recognised in the period in which the Group determines that it is highly probable that a significant reversal of the estimated share of profits will not occur and the Group has not yet received the film's profit or loss statement from customer. Customers are required to pay within 60 to 90 days from the invoice date. No element of financing is deemed present.

NOTES TO THE FINANCIAL STATEMENTS

FOR THE FINANCIAL YEAR ENDED 31 DECEMBER 2021

2 SUMMARY OF SIGNIFICANT ACCOUNTING POLICIES (CONTINUED)

f) Revenue recognition (Continued)

Revenue from distribution of films where the Group acts in three roles, Presenter, Producer and investor, or in dual roles as Presenter and investor, and which the Group is acting as a principal

Revenue from distribution of films is derived from the domestic theatrical release of films licensed to theatrical distributors and the licensing and sale of the films for overseas theatrical release and post-theatrical and other ancillary markets release. At contract inception, the Group assesses the arrangement for each film to determine whether the Group is acting as an agent or a principal. Where the Group is acting as a principal, the Group recognises the entire box office proceeds received from the theatrical distributor as revenue when the films are screened in movie theatres. The Group recognises revenue from the licensing and sale of the film for overseas theatrical release and post-theatrical and other ancillary markets release when the film has been released in the respective markets and the Group has no other performance obligations. The Group bills the customer in accordance with the terms of the contract. A contract asset is recognised when the Group has performed under the contract but has not yet billed the customer. A contract liability is recognised when the Group has not yet performed under the contract but receives advanced payments from the customer.

Revenue from distribution of films and entertainment materials in post-theatrical markets or other ancillary markets

The Group distributes films and entertainment materials in post-theatrical markets or other ancillary markets such as video-on-demand and internet protocol television. The Group as the licensor, recognises revenue from licensing arrangements when the associated motion film or the television special/series has been released in the post-theatrical markets.

Minimum guaranteed revenue from the licensee are recorded as contract liability and recognised as revenue upon the release of the films. Royalty-based revenues (revenues based upon a specified percentage of net profit of the films) are recognised as revenue as the subsequent sale of the films occur.

Other revenue – talent management

The Group manages a roster of Korean artists and revenue is derived from the artists' participation in events, advertisements, TV dramas, movies and other entertainment content projects. Revenue from the artists' appearance at fan-meeting events or other entertainment content projects is recognised when the services are rendered upon completion of the events and when the Group has no remaining obligation to perform.

Revenue from casting fees from TV dramas, movies and other entertainment content projects are recognised over the contractual period based on the number of days for which the services had been performed as a proportion of the total number of days for the project. Endorsement agreements generally require the artists' appearance in a pre-agreed number of events for the customer. Revenue from the endorsement agreements is recognised at the end of each event and when the Group has no remaining obligation to perform based on the number of events attended by the artists as a proportion of the total number of events to be attended by the artists in accordance with the agreements. A contract asset is recognised when the Group has performed under the contract but has yet to bill the customer. The Group will bill the customer in accordance with the billing terms in the agreement. No element of financing is deemed present.

2 SUMMARY OF SIGNIFICANT ACCOUNTING POLICIES (CONTINUED)**f) Revenue recognition (Continued)***Other revenue – consulting services*

The Group provides consulting services to producers, writers and other stakeholders on areas relating to movie and drama production activities including script writing, artiste casting, set production and other general advisory work. Such services are recognised as a performance obligation satisfied over time. Revenue is recognised for these services based on the stage of completion of the contract. The stage of completion is measured by reference to the contract costs incurred to the balance sheet date as a percentage of the total estimated costs for each contract. A contract asset is recognised when the Group has performed under the contract but has yet to bill the customer. The Group will bill the customer in accordance with the billing terms in the agreement. No element of financing is deemed present.

Other revenue – sale of content

The Group develops entertainment content projects which include scripts, screenplays and other content materials. Revenue is recognised upon the transfer of all rights, title and interest related to the content projects produced by the Group to the customer and at the point in time. The Group will bill the customer in accordance with the billing terms in the agreement. No element of financing is deemed present.

Participation revenue

When the Group is not the principal investor, but participates in the financing of film production in which the Group may also acquire all, a portion or none of the legal copyright in relation to the film, and bears a portion of the costs of financing, production, prints, promotion and advertising pursuant to the terms of the agreement for the production of the film, the Group is entitled to receive a certain percentage of the net profit of the film. The Group recognises the profits based on its portion of share.

The Group records its share of profits of the film as revenue when it receives the film's profit or loss statement.

Other income

Interest income is recognised on a time proportion basis using the effective interest method.

Rental income from operating leases of equipment is recognised on a straight-line basis over the lease term.

Revenue from restaurant sales is recognised when food and beverages products are sold to the customers.

g) Property, plant and equipment

Property, plant and equipment are initially recognised at cost and subsequently carried at cost less accumulated depreciation and any impairment in value.

The cost of property, plant and equipment initially recognised includes its purchase price and any cost that is directly attributable to bringing the asset to the location and condition necessary for it to be capable of operating in the manner intended by management.

Dismantlement, removal or restoration costs are included as part of the cost of property, plant and equipment if the obligation for dismantlement, removal or restoration is incurred as a consequence of acquiring or using the asset.

NOTES TO THE FINANCIAL STATEMENTS

FOR THE FINANCIAL YEAR ENDED 31 DECEMBER 2021

2 SUMMARY OF SIGNIFICANT ACCOUNTING POLICIES (CONTINUED)

g) Property, plant and equipment (Continued)

The cost of replacing a component of an item of property, plant and equipment is recognised in the carrying amount of the item if it is probable that the future economic benefits embodied within the component will flow to the Group, and its cost can be measured reliably. The carrying amount of the replaced component is derecognised.

On disposal of property, plant and equipment, the difference between the net disposal proceeds and its carrying amount is taken to profit or loss.

Depreciation

No depreciation is provided on freehold land. Depreciation for other items of property, plant and equipment is calculated on a straight line basis to write off the depreciable amounts of the property, plant and equipment over their estimated useful lives. The estimated useful lives are as follows:

	<u>Years</u>
Building	40
Leasehold properties	1 to 3
Equipment	5 to 10
Motor vehicles	5
Leasehold improvements	5

The residual values, estimated useful lives and depreciation method of property, plant and equipment are reviewed, and adjusted as appropriate, at each balance sheet date. The effects of any revision are recognised in profit or loss when the changes arise.

Fully depreciated assets are retained in the financial statements until they are no longer in use.

Office renovations in the course of construction for production, or administrative purposes, or for purposes not yet determined, are carried at cost, less any recognised impairment loss until construction or development is completed. Cost includes professional fees and, for qualifying assets, borrowing costs capitalised in accordance with the Group's accounting policies. Depreciation of these assets, on the same basis as other property assets, commences when the assets are ready for their intended use.

h) Intangible assets

Acquired libraries comprised distribution rights and films in development acquired by the Group and are charged to cost of sales when the film is released. Acquired libraries are reviewed for impairment at each balance sheet date on a title-by-title basis.

Acquired computer software licences are capitalised on the basis of the costs incurred to acquire and bring to use the specific software. Direct expenditure, which enhances or extends the performance of computer software beyond its original specifications and which can be reliably measured, is recognised as a capital improvement and added to the original cost of the software. Costs associated with maintaining computer software are recognised as an expense as incurred.

Acquired computer software licences are stated at cost less accumulated amortisation and accumulated impairment losses. These costs are amortised using the straight-line method over their estimated useful life of 5 years.

2 SUMMARY OF SIGNIFICANT ACCOUNTING POLICIES (CONTINUED)**h) Intangible assets (Continued)**

Content development costs are recognised as an intangible asset when the Group can demonstrate the feasibility of completing the intangible asset so that it will be available for use or sale, its intention to complete and its ability to use or sell the asset, how the asset will generate future economic benefits, the availability of resources to complete and the ability to measure reliably the expenditures during development. These costs are not amortised as they are currently under development.

Customer relationships and customer contracts are recognised at fair value at the acquisition date. Their value can be measured reliably on initial recognition and it is probable that the expected future economic benefits that are attributable to the asset will flow to the Group. These costs are amortised using the straight-line method over their estimated useful life of 1 to 7 years.

Copyrights relate to film contents acquired or developed by the Group. Copyrights are charged to cost of sales upon sales or when film is released. Average production period of the copyrights is 4 years, after which, the copyright is amortized 10% for the first year, 20% for the second year, 50% for the third year and 100% for the fourth year, based on the net carrying amount at the beginning of each reporting period.

The amortisation period and amortisation method of intangible assets other than goodwill are reviewed at least at each balance sheet date. The effects of any revision are recognised in profit or loss when the changes arise.

Gains or losses arising from derecognition of an intangible asset are measured as the difference between the net disposal proceeds and the carrying amount of the asset and are recognised in the profit or loss when the asset is derecognised.

i) Film production inventories

Film production inventories include costs incurred for films under production which are presented by the Group, unamortised costs of completed films which have been presented by the Group and films in development.

For films presented by the Group, capitalised costs include direct production costs, production overheads and development costs. The costs are amortised using the individual-film-forecast method, whereby these costs are amortised in the proportion that current year's revenue bears to management's estimate of ultimate revenue expected to be recognised from the exploitation, exhibition or sale of the films. Films presented by the Group are stated at the lower of amortised cost or estimated fair value.

Films in development include costs of acquiring film rights to books, stage plays or original screenplays and costs to adapt such projects. Such costs are capitalised and, upon commencement of production, are transferred to production costs. Projects in development are written off at the earlier of the date they are determined not to be recoverable or when abandoned, or written off over a period of four years, commencing from four years from the date of the initial investment.

NOTES TO THE FINANCIAL STATEMENTS

FOR THE FINANCIAL YEAR ENDED 31 DECEMBER 2021

2 SUMMARY OF SIGNIFICANT ACCOUNTING POLICIES (CONTINUED)

j) Impairment of non-financial assets excluding goodwill

At each balance sheet date, the Group assesses the carrying amounts of its non-financial assets to determine whether there is any indication that those assets have suffered an impairment loss. If any such indication exists, the recoverable amount of the asset is estimated in order to determine the extent of the impairment loss (if any). Where it is not possible to estimate the recoverable amount of an individual asset, the Group estimates the recoverable amount of the cash-generating unit to which the asset belongs.

Recoverable amount is the higher of fair value less costs to sell and value-in-use. In assessing value-in-use, the estimated future cash flows are discounted to their present value using a pre-tax discount rate that reflects current market assessments of the time value of money and the risks specific to the asset.

If the recoverable amount of an asset (or cash-generating unit) is estimated to be less than its carrying amount, the carrying amount of the asset (cash-generating unit) is reduced to its recoverable amount. An impairment loss is recognised immediately in profit or loss.

Where an impairment loss subsequently reverses, the carrying amount of the asset (cash-generating unit) is increased to the revised estimate of its recoverable amount, but so that the increased carrying amount does not exceed the carrying amount that would have been determined had no impairment loss been recognised for the asset (cash-generating unit) in prior years. A previously recognised impairment loss for an asset is only reversed if there has been a change in the estimates used to determine the asset's recoverable amount since the last impairment loss was recognised. A reversal of an impairment loss is recognised immediately in profit or loss.

k) Leases

The Group assesses at contract inception whether a contract is, or contains, a lease. That is, if the contract conveys the right to control the use of an identified asset for a period of time in exchange for consideration.

When a Group entity is the lessee

The Group applies a single recognition and measurement approach for all contracts that are, or contain, a lease, except for short-term leases (i.e. for leases that have a lease term of 12 months or less from the commencement date and do not contain a purchase option) and leases of low-value assets (e.g. leases of tablet and personal computers, small items of office equipment and telephones). For these exempted leases, the Group recognises the lease payments as an operating expense on a straight-line basis over the term of the lease unless another systematic basis is more representative of the time pattern in which economic benefits from the leased assets are consumed.

Lease liabilities

The lease liability is initially measured at the present value of the lease payments that are not paid at the commencement date, discounted by using the rate implicit in the lease. If this rate cannot be readily determined, the Group uses its incremental borrowing rate.

2 SUMMARY OF SIGNIFICANT ACCOUNTING POLICIES (CONTINUED)

k) Leases (Continued)

When a Group entity is the lessee (Continued)

Lease liabilities (Continued)

Lease payments included in the measurement of the lease liability comprise fixed lease payments (including in-substance fixed payments) less any lease incentives receivable, variable lease payments that depend on an index or a rate, and amounts expected to be paid under residual value guarantees. The lease payments also include the exercise price of a purchase option reasonably certain to be exercised by the Group and payments of penalties for terminating the lease, if the lease term reflects the Group exercising the option to terminate. Variable lease payments that do not depend on an index or a rate are recognised as expenses (unless they are incurred to produce inventories) in the period in which the event or condition that triggers the payment occurs.

The lease liability is presented within “borrowings” in the balance sheets.

The lease liability is subsequently measured by increasing the carrying amount to reflect interest on the lease liability using the effective interest method, and reducing the carrying amount to reflect the lease payments made. The Group remeasures the lease liability (and makes a corresponding adjustment to the related right-of-use asset) whenever there is a modification, a change in the lease term, a change in the lease payments (e.g. changes to future payments resulting from a change in an index or rate used to determine such lease payments) or a change in the assessment of an option to purchase the underlying asset.

Right-of-use assets

The Group recognises right-of-use assets at the commencement date of the lease (i.e. the date the underlying asset is available for use). The right-of-use assets comprise the initial measurement of the corresponding lease liability, lease payments made at or before the commencement date, initial direct cost, less any lease incentive received. Whenever the Group incurs an obligation for costs to dismantle and remove a leased asset, restore the site on which it is located or restore the underlying asset to the condition required by the terms and conditions of the lease, a provision is recognised and measured under SFRS(I) 1-37 *Provisions, Contingent Liabilities and Contingent Assets*. To the extent that the cost relates to a right-of-use asset, the costs are included in the related right-of-use asset, unless those costs are incurred to produce inventories.

Right-of-use assets are subsequently measured at cost, less any accumulated depreciation and impairment losses, and adjusted for any remeasurement of lease liabilities. Right-of-use assets are depreciated on a straight-line basis over the shorter period of the lease term and useful life of the underlying asset. If ownership of the leased asset transfers to the Group at the end of the lease term or the cost reflects the exercise of a purchase option, depreciation is calculated using the estimated useful life of the asset. The depreciation starts at the commencement date of the lease.

The right-of-use assets are presented within “Property, plant and equipment” in the balance sheets.

NOTES TO THE FINANCIAL STATEMENTS

FOR THE FINANCIAL YEAR ENDED 31 DECEMBER 2021

2 SUMMARY OF SIGNIFICANT ACCOUNTING POLICIES (CONTINUED)

k) Leases (Continued)

When a Group entity is the lessee (Continued)

Right-of-use assets (Continued)

The Group applies SFRS(I) 1-36 *Impairment of Assets* to determine whether a right-of-use asset is impaired and accounts for any identified impairment loss as described in Note 2(j). As a practical expedient, SFRS(I) 16 *Leases* permits a lessee not to separate non-lease components, and instead account for any lease and associated non-lease component as a single arrangement. The Group has not used this practical expedient. For a contract that contain a lease and one or more additional lease and non-lease components, the Group allocates the consideration in the contract to each lease component on the basis of the relative standalone price of the lease component and the aggregate stand-alone price of the non-lease components.

When a Group entity is the lessor

Leases for which the Group is a lessor are classified as finance or operating leases. Whenever the terms of the lease transfer substantially all the risks and rewards of ownership to the lessee, the contract is classified as a finance lease. All other leases are classified as operating leases.

Rental income from operating leases is recognised on a straight-line basis over the term of the relevant lease. Initial direct cost incurred in negotiating and arranging an operating lease are added to the carrying amount of the leased asset and recognised on a straight-line basis over the lease term.

When a contract includes both lease and non-lease components, the Group applies SFRS(I) 15 to allocate the consideration under the contract to each component.

l) Income taxes

Income tax on the profit or loss for the year comprises current and deferred tax. Current and deferred tax are recognised in profit or loss except to the extent that they relate to items recognised outside profit or loss, either in other comprehensive income or directly in equity in which the tax is also recognised outside profit or loss (either in other comprehensive income or directly in equity respectively).

Current tax is the expected tax payable or recoverable on the taxable income for the current year, using tax rates enacted or substantively enacted at the balance sheet date, and any adjustment to tax payable or recoverable in respect of previous years. Management periodically evaluates positions taken in tax returns with respect to situations in which applicable tax regulation is subject to interpretation. It establishes provisions, where appropriate, on the basis of amounts expected to be paid to the tax authorities.

Deferred income tax is provided using the liability method, on all temporary differences at the balance sheet date arising between the tax bases of assets and liabilities and their carrying amounts in the financial statements except where the deferred income tax arises from the initial recognition of goodwill or an asset or liability in a transaction that is not a business combination, and at the time of the transaction, affects neither the accounting nor taxable profit or loss.

Deferred income tax is provided on temporary differences arising on investments in subsidiaries and associated companies, except where the timing of the reversal of the temporary difference can be controlled by the Group and it is probable that the temporary difference will not reverse in the foreseeable future.

2 SUMMARY OF SIGNIFICANT ACCOUNTING POLICIES (CONTINUED)**l) Income taxes (Continued)**

Deferred tax assets are recognised to the extent that it is probable that future taxable profit will be available against which the deductible temporary differences can be utilised.

Deferred tax assets and liabilities are measured at the tax rates that are expected to apply in the year when the asset is realised or the liability is settled, based on currently enacted or substantively enacted tax rates at the balance sheet date.

m) Financial assets***Recognition and derecognition***

Regular way purchases and sales of financial assets are recognised on trade date – the date on which the Group commits to purchase or sell the asset. Financial assets are derecognised when the rights to receive cash flows from the financial assets have expired or have been transferred and the Group has transferred substantially all risks and rewards of ownership.

Financial assets are initially measured at fair value. Transaction costs that are directly attributable to the acquisition of financial assets (other than financial assets at fair value through profit or loss) are added to the fair value of the financial assets on initial recognition. Transaction costs directly attributable to acquisition of financial assets at fair value through profit or loss are recognised immediately in profit or loss. Trade receivables without a significant financing component is initially measured at transaction prices.

Classification and measurement

All financial assets are subsequently measured in their entirety at either amortised cost or fair value, depending on the classification of the financial assets.

The Group classifies its financial assets in the following measurement categories:

- Amortised cost; and
- Fair value through profit or loss ("FVTPL").

The classification is based on the entity's business model for managing the financial asset and the contractual cash flow characteristics of the financial assets.

The Group reclassifies financial assets when and only when its business model for managing those assets changes.

The Group's business model for managing financial assets refers to how it manages its financial assets in order to generate cash flows. The business model determines whether cash flows will result from collecting contractual cash flows, selling the financial assets, or both.

In order for a financial asset to be classified and measured at amortised cost or fair value through other comprehensive income ("FVOCI"), it needs to give rise to cash flows that are 'solely payments of principal and interest ("SPPI")' on the principal amount outstanding. This assessment is referred to as the SPPI test and is performed at an instrument level.

NOTES TO THE FINANCIAL STATEMENTS

FOR THE FINANCIAL YEAR ENDED 31 DECEMBER 2021

2 SUMMARY OF SIGNIFICANT ACCOUNTING POLICIES (CONTINUED)

m) Financial assets (Continued)

Subsequent measurement

Debt instruments

Debt instruments include trade and other receivables (excluding prepayments, advance payment and tax recoverable), loans to subsidiaries and cash and cash equivalents. The subsequent measurement category is depending on the Group's business model for managing the asset and cash flow characteristics of the asset:

Amortised cost

The Group measures financial assets at amortised cost if both of the following conditions are met:

- The financial asset is held within a business model with the objective to hold financial assets in order to collect contractual cash flows; and
- The contractual terms of the financial asset give rise on specific dates to cash flows that are solely payments of principal and interest on the principal amount outstanding.

Financial assets at amortised cost are subsequently measured using the effective interest rate ("EIR") method and are subject to impairment. Gains and losses are recognised in profit or loss when the asset is derecognised, modified or impaired. Interest income from these financial assets is included in interest income using the EIR method.

Equity instruments

The Group subsequently measures all its equity investments at their fair values. Equity investments are classified as FVTPL with movements in their fair values recognised in profit or loss in the period in which the changes arise and presented in "Other income and gains". On disposal of an equity investment classified as FVTPL, the difference between the carrying amount and sales proceed amount would be recognised in profit or loss. Dividends from equity investments are recognised in profit or loss and presented in "Other income and gains".

Investments in theatrical projects

Investments in theatrical projects do not meet the criteria for classification as amortised cost or FVOCI are classified as FVTPL. Movements in fair values investments in theatrical projects are recognised in profit or loss in the period in which it arises and presented in "Other income and gains".

Impairment

The Group recognises an allowance for expected credit losses ("ECLs") for financial assets carried at amortised cost. ECLs are based on the difference between the contractual cash flows due in accordance with the contract and all the cash flows that the Group expects to receive, discounted at an approximation of the original effective interest rate.

NOTES TO THE FINANCIAL STATEMENTS

FOR THE FINANCIAL YEAR ENDED 31 DECEMBER 2021

2 SUMMARY OF SIGNIFICANT ACCOUNTING POLICIES (CONTINUED)**m) Financial assets (Continued)****Impairment (Continued)**

The impairment methodology applied depends on whether there has been a significant increase in credit risk. For credit exposures for which there has not been a significant increase in credit risk since initial recognition, ECLs are provided for credit losses that result from default events that are possible within the next 12-months (a "12-month ECL"). For those credit exposures for which there has been a significant increase in credit risk since initial recognition, a loss allowance is required for credit losses expected over the remaining life of the exposure, irrespective of the timing of the default (a "lifetime ECL").

For trade receivables and contract assets that do not have a significant financing component, the Group applies a simplified approach to recognise a loss allowance based on lifetime ECLs at each reporting date. The Group has established a provision matrix that is based on its historical credit loss experience, adjusted as appropriate for current conditions and forward-looking factors specific to the debtors and the economic environment.

If the Group has measured the loss allowance for a financial asset at an amount equal to lifetime ECL in the previous reporting period, but determines at the current reporting date that the conditions for lifetime ECL are no longer met, the Group measures the loss allowance at an amount equal to 12-month ECL at the current reporting date.

The Group recognises an impairment gain or loss in profit or loss for all financial assets with a corresponding adjustment to their carrying amount through a loss allowance account.

Offset

Financial assets and liabilities are offset and the net amount presented on the balance sheet when, and only when the Group has a legal right to offset the amounts and intends either to settle on a net basis or to realise the asset and settle the liability simultaneously.

n) Cash and cash equivalents

For the purposes of presentation in the consolidated statements of cash flows, cash and cash equivalents comprise cash on hand, deposits and money market funds placed with financial institutions which are subject to an insignificant risk of change in value and excludes pledged deposits.

o) Financial liabilities

Financial liabilities include trade and other payables, film obligations and production loans and borrowings. Financial liabilities are recognised on the balance sheet when, and only when, the Group becomes a party to the contractual provisions of the financial instruments. Financial liabilities are initially recognised at fair value plus directly attributable transaction costs. Subsequent to initial recognition, film obligations and production loans are measured at fair value. Other financial liabilities are measured at amortised cost using the effective interest method.

For financial liabilities other than film obligations and production loans, gains and losses are recognised in profit or loss when the liabilities are derecognised, and through the amortisation process. Any gains or loss arising from changes in fair value of film obligations and production loans are recognised in profit or loss. A financial liability is derecognised when the obligation under the liability is extinguished.

NOTES TO THE FINANCIAL STATEMENTS

FOR THE FINANCIAL YEAR ENDED 31 DECEMBER 2021

2 SUMMARY OF SIGNIFICANT ACCOUNTING POLICIES (CONTINUED)

p) Film obligations and production loans

Film obligations and production loans ("FOPL") represent funds received from third parties for the financing of production and marketing expenditures that are associated with specific film titles that the Group presents. In accordance with the financing agreement, FOPLs are not guaranteed on principals by the Group. The third party funders ("investors") are entitled to a pre-agreed specified percentage of the proceeds from the exploitation, exhibition or sale of the specific film title ("box office proceeds") associated with the financing provided.

Where the Group acts as Presenter but not the Producer of the film titles, financing received from the third party funders are advanced to the Producer of the film. These advances to the producers are classified as "Advance payments" in trade and other receivables.

Upon the screening of the specific film titles associated with the financing, the investors' entitled share of the box office proceeds will be payable to the investors and deducted against the FOPLs. If the share of box office proceeds payable to the investors is higher than the equivalent FOPLs, the film made a profit and the proportionate profit to be repaid to the investors is recognised as "profit on film distributable to external investors" in other expense. Where the share of box office proceeds payable to the investors is lesser than the equivalent FOPLs, the film made a loss and the proportionate loss to be deducted against the FOPLs is recognised as "loss on film borne by external investors" in other income.

Where the Group acts as Producer but not the Presenter of the film titles, financing received from the third party funders are advanced to the Presenter of the film. These advances are classified as "investments in theatrical projects" in financial assets at fair value through profit or loss. The third party funders' share of box office proceeds received/receivable from the Presenter is paid/payable to the third party funders. The transaction has no impact to the Group's profit or loss. The amount of investment in theatrical projects made from funds received from third party funders as at the balance sheet date is disclosed in Note 18.

q) Provisions for other liabilities

Provisions are recognised when the Group has a present legal or constructive obligation as a result of past event, and it is probable that an outflow of economic resources will be required to settle that obligation and that the amount can be estimated reliably. Provisions are measured at management's best estimate of the expenditure required to settle the obligation at the balance sheet date. Where the effect of the time value of money is material, the amount of the provision shall be discounted to present value using a pre-tax discount rate that reflects the current market assessment of the time value of money and risks specific to the obligation.

When discounting is used, the increase in the provision due to passage of time is recognised as a finance cost in profit or loss.

r) Share capital

Proceeds from issuance of ordinary shares are recognised as share capital in equity. Incremental costs directly attributable to the issuance of ordinary shares are deducted against share capital.

2 SUMMARY OF SIGNIFICANT ACCOUNTING POLICIES (CONTINUED)**s) Repurchase of share capital (treasury shares)**

When share capital recognised as equity is repurchased, the amount of the consideration paid, which includes directly attributable costs, net of any tax effects, is recognised as a deduction from equity. Repurchased shares are classified as treasury shares and are presented in the treasury shares reserve. When treasury shares are sold or reissued subsequently, the amount received is recognised as an increase in equity and the resulting surplus or deficit on the transaction is presented in non-distributable capital reserve.

t) Borrowing costs

Borrowing costs, which comprise interest and other costs incurred in connection with the borrowing of funds, are capitalised as part of the cost of a qualifying asset if they are directly attributable to the acquisition, construction or production of that asset. Capitalisation of borrowing costs commences when the activities to prepare the asset for its intended use or sale are in progress and the expenditures and borrowing costs are incurred. Borrowing costs are capitalised until the assets are substantially completed for their intended use or sale. All other borrowing costs are recognised in profit or loss using the effective interest method.

u) Employee benefits*Defined contribution plans*

Defined contribution plans are post-employment benefit plans under which the Group pays fixed contributions into separate entities, and will have no legal or constructive obligation to pay further contributions once the contributions have been paid. The Company pays contributions to publicly or privately administered pension insurance plans on a mandatory, contractual or voluntary basis. Contributions to defined contribution plans are recognised as an expense in the period in which the related service is performed.

Employee leave entitlements

Employee entitlements to annual leave are recognised when they accrue to employees. A provision is made for the estimated liability for annual leave as a result of services rendered by employees up to the balance sheet date.

v) Foreign currencies*Functional and presentation currency*

Items included in the financial statements of each entity in the Group are measured using the currency of the primary economic environment in which that entity operates (the "functional currency"). The financial statements of the Group and the Company are presented in United States dollar ("USD"), which is the Company's functional currency.

NOTES TO THE FINANCIAL STATEMENTS

FOR THE FINANCIAL YEAR ENDED 31 DECEMBER 2021

2 SUMMARY OF SIGNIFICANT ACCOUNTING POLICIES (CONTINUED)

v) Foreign currencies (Continued)

Transactions and balances

Transactions in a currency other than the functional currency ("foreign currency") are translated into the functional currency using the exchange rates prevailing at the dates of the transactions. Currency translation gains and losses resulting from the settlement of such transactions and from the translation at year-end exchange rates of monetary assets and liabilities denominated in foreign currencies are recognised in profit or loss, except for currency translation differences on net investment in foreign operations and borrowings and other currency instruments qualifying as net investment hedges for foreign operations, which are included in the currency transaction reserve within equity in the consolidated financial statements. The currency translation reserve is reclassified from equity to profit or loss of the Group on disposal of the foreign operation.

Non-monetary items measured at fair values in foreign currencies are translated using the exchange rates at the date when the fair values are determined.

Translation of Group entities' financial statements

The results and financial position of all the Group entities (none of which has the currency of a hyperinflationary economy) that have a functional currency different from the Group's presentation currency are translated into the presentation currency as follows:

- (i) Assets and liabilities are translated at the closing rates at the date of the balance sheet;
- (ii) Income and expenses are translated at average exchange rates (unless the average is not a reasonable approximation of the cumulative effect of the rates prevailing on the transaction dates, in which case income and expenses are translated using the exchange rates at the dates of the transactions); and
- (iii) All resulting exchange differences are recognised in the currency translation reserve within equity.

On consolidation, exchange differences arising from the translation of the net investment in foreign operations (including monetary items that, in substance, form part of the net investment in foreign entities), and of borrowings and other currency instruments, are taken to foreign currency translation reserve.

Goodwill and fair value adjustments arising on the acquisition of a foreign operation are treated as assets and liabilities of the foreign operation and translated at the closing rate.

On disposal of a foreign group entity, the cumulative amount of the currency translation reserve relating to that particular foreign entity is reclassified from equity and recognised in profit or loss when the gain or loss on disposal is recognised.

w) Government grants

Government grants are recognised at their fair value where there is reasonable assurance that the grant will be received and all attaching conditions will be complied with. Where the grant relates to an asset, the fair value is recognised as deferred capital grant on the balance sheet and is amortised to profit or loss over the expected useful life of the relevant asset by equal annual instalments.

When the grant relates to an expense item, it is recognised in profit or loss over the period necessary to match them on a systematic basis to the costs that it is intended to compensate.

2 SUMMARY OF SIGNIFICANT ACCOUNTING POLICIES (CONTINUED)**x) Segment reporting**

An operating segment is a component of the Group that engages in business activities from which it may earn revenues and incurs expenses, including revenues and expenses that relate to transactions with other components of the Group. Operating segments are reported in a manner consistent with the internal reporting provided to the Group's chief operating decision maker for making decisions about allocating resources and assessing performance of the operating segments.

y) Discontinued operations

A discontinued operation is a component of an entity that either has been disposed of, or that is classified as held for sale; and

- (a) represents a separate major line of business or geographical area of operations; or
- (b) is part of a single co-ordinated plan to dispose of a separate major line of business or geographical area of operations; or
- (c) is a subsidiary acquired exclusively with a view to resale.

Classification as a discontinued operation occurs upon disposal or when the operation meets the criteria to be classified as held for sale, if earlier. When an operation is classified as a discontinued operation, the comparative statement of comprehensive income is re-presented as if the operation had been discontinued from the start of the comparative year.

3 CRITICAL ACCOUNTING JUDGEMENTS AND KEY SOURCES OF ESTIMATION UNCERTAINTY***Critical judgements in applying the entity's accounting policies***

In the process of applying the Group's accounting policies, which are described in Note 2, management has made the following judgements that have the most significant effect on the amounts recognised in the financial statements (apart from those involving estimations, which are dealt in the subsequent paragraphs).

Investment in associated company

Management has considered the Group's representation in the board of Spackman Media Group Limited ("SMGL"), the Memorandum and Articles of Association of SMGL, contractual terms in the shareholders agreement and the contractual arrangements among the shareholders and has determined that it has significant influence on and not control over SMGL even though the Group's shareholding is 43.88%. Consequently, this investment has been classified as an associated company.

Key sources of estimation uncertainty

The key assumptions concerning the future, and other key sources of estimation uncertainty at the balance sheet date, that have a significant risk of causing a material adjustment to the carrying amounts of assets and liabilities within the next financial year, are discussed below.

NOTES TO THE FINANCIAL STATEMENTS

FOR THE FINANCIAL YEAR ENDED 31 DECEMBER 2021

3 CRITICAL ACCOUNTING JUDGEMENTS AND KEY SOURCES OF ESTIMATION UNCERTAINTY (CONTINUED)

Key sources of estimation uncertainty (Continued)

Impairment of intangible assets

Goodwill are tested for impairment annually and whenever there is indication that goodwill may be impaired. Other intangible assets are tested for impairment when there are indicators that the carrying amounts may not be recoverable. The recoverable amounts of the cash generating units which goodwill and other intangible assets have been allocated to are determined based on the value-in-use prepared on the basis of management's assumptions and estimates with consideration of the impact of COVID-19 on the cash flow projections. Any changes in the assumptions used and estimates made will impact the impairment assessment of the intangible assets. The key assumptions and estimates applied in the determination of the value-in-use including a sensitivity analysis, and the carrying amount of intangible assets are disclosed and further explained in Note 12.

Impairment of investment in an associated company, Spackman Media Group Limited ("SMGL")

Investment in SMGL is tested for impairment annually and whenever there is indication that the investment may be impaired. The Group had engaged an external valuation expert to assist in the value-in-use calculation using cash flow projections from forecasts of SMGL and its subsidiaries with consideration of the impact of COVID-19 on the cash flow projections. Any changes in the assumptions used and estimates made will impact the impairment assessment of investment in SMGL. The key assumptions and estimates applied in the determination of the value-in-use including a sensitivity analysis, and the carrying amount of investment in SMGL are disclosed and further explained in Note 17.

Impairment of property, plant and equipment ("PPE")

The Group assesses whether there are any indicators of impairment for its PPE at each balance sheet date. PPE are tested for impairment when there are indicators that the carrying amounts may not be recoverable. An impairment exists when the carrying value of an asset or cash generating unit exceeds its recoverable amount, which is the higher of its fair value less costs of disposal and its value in use. The carrying amount of PPE is disclosed in Note 11.

Impairment of investment in subsidiaries

The Company assesses at each balance sheet date whether there are any indicators of impairment for investments in subsidiaries. Investments in subsidiaries are tested for impairment when there are indicators that the carrying amounts may not be recoverable. An impairment exists when the carrying amount of the investment exceeds its recoverable amount, which is the higher of its fair value less costs to sell and its value-in-use.

When value-in-use calculations are undertaken, management is required to estimate the expected future cash flows from the business with consideration of the impact of COVID-19 on the cash flow projections and a suitable terminal growth rate and discount rate, in order to determine the present value of those cash flows.

The key assumptions and estimates applied in the determination of the value-in-use including a sensitivity analysis, and the carrying amount of investments in subsidiaries are disclosed in Note 16.

Fair value estimation of unquoted equity investments

The Group holds unquoted equity investments amounting to USD192,000 (2020: USD357,282). The Group has determined the fair values of the unquoted equity investments based on fair value less costs to sell which is determined using the recent transacted prices of the investee company's equity as well as the internal or external changes in the business and market environment that the investee operates in.

NOTES TO THE FINANCIAL STATEMENTS

FOR THE FINANCIAL YEAR ENDED 31 DECEMBER 2021

4 REVENUE

The following table provides a disaggregation disclosure of the Group's revenue by major sources of revenue and timing of revenue recognition.

	2021	Group (Re-presented)
	USD	2020
	USD	USD
Distribution of films	2,052,505	1,227,993
Production of films	11,440,561	4,750,384
Others		
– Talent appearance and management	602,478	551,982
– Restaurant sales and café lounge	353,867	271,155
– Consulting services	125,538	7,288
– Sale of content	–	1,982,967
– Others	358,087	151,553
	14,933,036	8,943,322

The primary geographical market of the Group's revenue is from the Republic of Korea.

	2021	Group (Re-presented)
	USD	2020
	USD	USD
<i>Timing of revenue recognition</i>		
At a point in time	354,916	2,682,998
Over time	14,578,120	6,260,324
	14,933,036	8,943,322

The Group applies the practical expedient in SFRS(I) 15 and does not disclose information about its remaining performance obligation if:

- The performance obligation is part of a contract that has an original expected duration of one year or less; or
- The Group has a right to invoice a customer in an amount that corresponds directly with its performance to date, and it recognises revenue in that amount.

NOTES TO THE FINANCIAL STATEMENTS

FOR THE FINANCIAL YEAR ENDED 31 DECEMBER 2021

5A OTHER INCOME AND GAINS

	2021 USD	Group (Re-presented) 2020 USD
Fair value gain on investment in financial assets at FVTPL	6,778	29,130
Foreign exchange gain	21,554	332,584
Gain on disposal of financial assets at FVTPL	–	48
Gain on disposal of property, plant and equipment (Note 7)	759,604	–
Gain on disposal of subsidiary	8,313,026	–
Rental income		
– Associated companies	30,759	10,186
– Third parties	35,651	38,643
Government grants	28,950	120,943
Others	60,830	66,369
	9,257,152	597,903

5B INTEREST INCOME

	2021 USD	Group (Re-presented) 2020 USD
Interest income		
– Loan to Associated companies	89,953	75,891
– Loan to third parties	19,796	24,871
– Money market funds	1,088	1,712
	110,837	102,474

6 FINANCE COSTS

	2021 USD	Group (Re-presented) 2020 USD
Interest expenses		
– Bank loans	131,145	184,042
– Leases	33,475	40,312
– Associated companies	6,527	529
	171,147	224,883

NOTES TO THE FINANCIAL STATEMENTS

FOR THE FINANCIAL YEAR ENDED 31 DECEMBER 2021

7 PROFIT/(LOSS) BEFORE TAX

	Continuing operations (Re-presented)		Group Discontinued operations (Re-presented)		Total	
	2021 USD	2020 USD	2021 USD	2020 USD	2021 USD	2020 USD
Profit/(loss) before tax is arrived at after charging/(crediting):						
Allowance for impairment for receivables from						
– Financial assets [Note 28(b)]	61,139	151,692	36,995	154,123	98,134	305,815
– Advance payments	1,942	–	4,384	–	6,326	–
Reversal of allowance for impairment for receivables [Note 28(b)]	(94,489)	(124,188)	–	–	(94,489)	(124,188)
Amortisation of intangible assets charged to (Note 12)						
– Acquired libraries	44,619	–	–	–	44,619	–
– Software, customer contracts and customer relationships	58,836	136,436	157,012	173,281	215,848	309,717
Audit fees paid/payable to						
– Auditor of the Company	115,248	98,619	–	–	115,248	98,619
– Other auditors of the Group*	166,343	151,845	–	11,016	166,343	162,861
Fees for non-audit services paid/payable to						
– Auditor of the Company	–	–	–	–	–	–
– Other auditors of the Group*	40,195	36,660	1,754	4,661	41,949	41,321
Depreciation of property, plant and equipment (Note 11)	980,027	988,250	1,066,407	930,865	2,046,434	1,919,115
Fair value loss on investments in financial assets at FVTPL [Note 29 (c)]	378,576	118,231	–	–	378,576	118,231
Impairment loss on investment in associated company	–	5,180,000	–	–	–	5,180,000
Impairment loss on property, plant and equipment (Gain)/loss on disposal of property, plant and equipment	(759,604)	9,497	(7,026)	39,550	(766,630)	49,497
Personnel expenses (Note 8)	3,195,307	2,378,979	289,738	327,694	3,485,045	2,706,673
Rental expense	30,046	12,194	12,582	30,300	42,628	42,494
Travelling expenses	114,861	50,380	2,696	3,196	117,557	53,576
Impairment loss on film production inventories (Note 13)	85,808	583,012	–	–	85,808	583,012
Impairment loss on copyrights (Note 12)	7,864	4,377,213	–	–	7,864	4,377,213
Impairment on goodwill (Note 12)	–	5,435,000	–	1,119,006	–	6,554,006
Reversal of loss on film borne by external investors	1,302	1,917	–	–	1,302	1,917
Interest expenses from (Note 23)						
– Leases	32,576	40,312	16,066	35,967	48,642	76,279
– Borrowings	138,572	184,571	315,094	70,266	453,666	254,837
Foreign exchange loss	380,781	29,459	22,941	–	403,722	29,459

* Includes independent member firms of the Baker Tilly International network.

NOTES TO THE FINANCIAL STATEMENTS

FOR THE FINANCIAL YEAR ENDED 31 DECEMBER 2021

8 PERSONNEL EXPENSES

	2021 USD	Group (Re-presented) 2020 USD
<i>Key management personnel</i>		
– Salaries, bonus and other benefits	1,472,845	617,953
– Defined contribution benefits	26,435	33,145
	1,499,280	651,098
<i>Other personnel</i>		
– Salaries and bonus	1,278,538	1,343,192
– Defined contribution benefits	93,072	80,206
– Other short-term benefits	324,417	304,483
	1,696,027	1,727,881
	3,195,307	2,378,979

9 TAX EXPENSE/(CREDIT)

	2021 USD	Group (Re-presented) 2020 USD
Tax expense/(credit) attributable to profit/(loss) is made up of:		
Current income tax provision	1,809,552	37,296
Deferred tax (Note 14)	229,708	(1,308,171)
	2,039,260	(1,270,875)
Under/(over) provision in respect of previous financial year		
– current income tax	4,629	(101,737)
	2,043,889	(1,372,612)
Income tax expenses/(credit) is attributable to:		
– Profit/(loss) from continuing operation	2,062,206	(1,018,599)
– Profit/(loss) from discontinued operation	(18,317)	(354,013)
	2,043,889	(1,372,612)

NOTES TO THE FINANCIAL STATEMENTS

FOR THE FINANCIAL YEAR ENDED 31 DECEMBER 2021

9 TAX EXPENSE/(CREDIT) (CONTINUED)

The income tax expense/(credit) on the results of the financial year differs from the amount of income tax determined by applying the domestic statutory income tax rates applicable to the countries where the Group operates due to the following factors:

	2021 USD	Group (Re-presented) 2020 USD
Profit/(loss) before tax from continuing operation	2,718,516	(20,294,408)
Profit/(loss) before tax from discontinued operation	576,267	(4,203,384)
	3,294,783	(24,497,792)
Tax at domestic rates applicable to profit/(loss) in countries where the Group operate	435,853	(3,432,230)
Expenses not deductible for tax purposes	1,824,485	1,200,765
Income not subject to tax	(1,720,620)	(29,106)
Deferred tax assets not recognised for the year	1,196,669	876,830
Under/(over) provision in prior year	343,350	(101,737)
Others	(35,848)	112,866
	2,043,889	(1,372,612)

The above tax reconciliation is prepared by aggregating separate reconciliations for each national jurisdiction.

The statutory income tax rate applicable to the Company is 17% (2020: 17%).

Pursuant to the relevant laws and regulations in Korea, the major subsidiaries of the Group incorporated in Korea are required to pay Korea corporate income tax at a rate of 22% (2020: 22%).

10 EARNINGS/(LOSS) PER SHARE

The calculation of the basic and diluted earnings/(loss) per share attributable to the ordinary equity holders of the Company is based on the following data:

	2021 USD	Group (Re-presented) 2020 USD
Net profit/(loss) for the financial year attributable to equity holders of the Company		
– Profit/(loss) from continuing operation	1,124,391	(19,060,653)
– Profit/(loss) from discontinued operation	594,584	(3,849,372)
	1,718,975	(22,910,025)
Weighted average number of ordinary shares for basic and diluted earnings/(loss) per share	1,901,657,319	1,582,900,488
Basic and diluted earnings/(loss) per share (cents per share)		
– Continuing operation	0.06	(1.20)
– Discontinued operation	0.03	(0.25)
	0.09	(1.45)

NOTES TO THE FINANCIAL STATEMENTS

FOR THE FINANCIAL YEAR ENDED 31 DECEMBER 2021

11 PROPERTY, PLANT AND EQUIPMENT

	Land USD	Building USD	Leasehold properties USD	Equipment USD	Motor vehicles USD	Leasehold improvements USD	Construction in progress USD	Total USD
Group								
2021								
Cost								
At 1.1.2021	407,877	2,857,876	2,501,275	6,988,917	283,121	1,090,474	25,735	14,155,275
Additions	15,076,354	4,207,803	496,061	81,534	183,230	183,510	–	20,228,492
Disposal	(389,129)	(2,726,512)	(916,140)	(337,879)	(48,241)	–	–	(4,417,901)
Disposal of subsidiaries	(14,407,052)	(4,021,001)	(228,900)	(6,257,461)	(129,114)	(250,039)	(23,462)	(25,317,029)
Currency translation differences	(688,050)	(318,166)	(123,217)	(336,893)	(28,823)	(80,469)	(2,273)	(1,577,891)
At 31.12.2021	–	–	1,729,079	138,218	260,173	943,476	–	3,070,946
Accumulated depreciation and impairment losses								
At 1.1.2021	–	363,155	1,130,083	5,575,677	130,381	881,874	–	8,081,170
Depreciation charge	–	86,187	822,776	913,806	109,256	114,409	–	2,046,434
Disposal	–	(397,585)	(733,561)	(160,078)	(29,772)	–	–	(1,320,996)
Disposal of subsidiaries	–	(33,508)	(56,225)	(5,993,553)	(96,895)	(238,951)	–	(6,419,132)
Currency translation differences	–	(18,249)	(57,748)	(257,988)	(14,242)	(61,119)	–	(409,346)
At 31.12.2021	–	–	1,105,325	77,864	98,728	696,213	–	1,978,130
Net carrying value								
At 31.12.2021	–	–	623,754	60,354	161,445	247,263	–	1,092,816
Group								
2020								
Cost								
At 1.1.2020	383,288	2,685,584	2,032,752	6,859,599	474,024	1,016,771	24,184	13,476,202
Additions	–	–	866,951	8,834	196,871	–	–	1,072,656
Disposal	–	–	(609,926)	(2,635)	(352,454)	–	–	(965,015)
Currency translation differences	24,589	172,292	211,498	123,119	(35,320)	73,703	1,551	571,432
At 31.12.2020	407,877	2,857,876	2,501,275	6,988,917	283,121	1,090,474	25,735	14,155,275
Accumulated depreciation and impairment losses								
At 1.1.2020	–	278,314	762,185	3,256,991	213,811	705,007	–	5,216,308
Depreciation charge	–	65,874	831,841	748,714	159,192	113,494	–	1,919,115
Disposal	–	–	(584,793)	–	(235,101)	–	–	(819,894)
Impairment loss	–	–	–	1,533,671	–	–	–	1,533,671
Currency translation differences	–	18,967	120,850	36,301	(7,521)	63,373	–	231,970
At 31.12.2020	–	363,155	1,130,083	5,575,677	130,381	881,874	–	8,081,170
Representing								
Accumulated depreciation								
	–	363,155	1,130,083	4,042,006	130,381	881,874	–	6,547,499
Accumulated impairment								
	–	–	–	1,533,671	–	–	–	1,533,671
	–	363,155	1,130,083	5,575,677	130,381	881,874	–	8,081,170
Net carrying value								
At 31.12.2020	407,877	2,494,721	1,371,192	1,413,240	152,740	208,600	25,735	6,074,105

NOTES TO THE FINANCIAL STATEMENTS

FOR THE FINANCIAL YEAR ENDED 31 DECEMBER 2021

11 PROPERTY, PLANT AND EQUIPMENT (CONTINUED)

	Equipment USD	Leasehold improvements USD	Leasehold properties USD	Total USD
Company				
2021				
Cost				
At 1.1.2021	30,191	37,959	838,106	906,256
Additions	4,075	–	–	4,075
At 31.12.2021	<u>34,266</u>	<u>37,959</u>	<u>838,106</u>	<u>910,331</u>
Accumulated depreciation				
At 1.1.2021	22,958	33,261	386,818	443,037
Depreciation charge	3,844	4,698	193,409	201,951
At 31.12.2021	<u>26,802</u>	<u>37,959</u>	<u>580,227</u>	<u>644,988</u>
Net carrying value				
At 31.12.2021	<u>7,464</u>	<u>–</u>	<u>257,879</u>	<u>265,343</u>
2020				
Cost				
At 1.1.2020	29,933	37,959	838,106	905,998
Additions	258	–	–	258
At 31.12.2020	<u>30,191</u>	<u>37,959</u>	<u>838,106</u>	<u>906,256</u>
Accumulated depreciation				
At 1.1.2020	18,620	21,969	193,409	233,998
Depreciation charge	4,338	11,292	193,409	209,039
At 31.12.2020	<u>22,958</u>	<u>33,261</u>	<u>386,818</u>	<u>443,037</u>
Net carrying value				
At 31.12.2020	<u>7,233</u>	<u>4,698</u>	<u>451,288</u>	<u>463,219</u>

- (a) Included in property, plant and equipment of the Group and the Company are right-of-use assets of USD782,169 and USD257,879 (2020: USD1,719,860 and USD451,288) respectively (Note 27).

Included in the additions to property, plant and equipment of the Group is the additions of right-of-use assets of USD678,682 (2020: USD1,021,095) during the year.

- (b) Bank borrowings are secured on land and building of the Group with a carrying amount of USD Nil (2020: USD2,902,598) (Note 23). Upon disposal of ZIP Cinema, the related land and building have been disposed and the related bank borrowings have been repaid during the financial year.
- (c) Non cash transactions

	Group		Company	
	2021 USD	2020 USD	2021 USD	2020 USD
Aggregate cost of property, plant and equipment acquired	20,228,492	1,072,656	4,075	258
Less: Acquired under lease arrangement (Note 27)	(678,682)	(940,673)	–	–
Less: Additions using deposit	–	(80,422)	–	–
Net cash outflow for purchases of property, plant and equipment	<u>19,549,810</u>	<u>51,561</u>	<u>4,075</u>	<u>258</u>

NOTES TO THE FINANCIAL STATEMENTS

FOR THE FINANCIAL YEAR ENDED 31 DECEMBER 2021

12 INTANGIBLE ASSETS

	Acquired libraries USD	Software USD	Goodwill USD	Customer contracts USD	Customer relationships USD	Copyrights USD	Total USD
Group							
2021							
Cost							
At 1.1.2021	96,899	212,468	13,513,495	692,799	1,217,216	269,781	16,002,658
Additions	32,267	–	–	–	–	–	32,267
Reclassification	–	–	–	–	–	418,649	418,649
Disposal of subsidiaries	(93,862)	(170,991)	–	–	(973,035)	(42,198)	(1,280,086)
Currency translation differences	(7,538)	(18,463)	–	–	–	(17,564)	(43,565)
At 31.12.2021	27,766	23,014	13,513,495	692,799	244,181	628,668	15,129,923
Accumulated amortisation and impairment loss							
At 1.1.2021	27,766	177,080	7,800,006	683,369	663,705	–	9,351,926
Amortisation charge	44,619	30,151	–	9,430	176,257	–	260,457
Impairment loss	–	–	–	–	–	7,864	7,864
Disposal of subsidiaries	(44,619)	(167,537)	–	–	(648,690)	–	(860,846)
Currency translation differences	–	(16,680)	–	–	–	–	(16,680)
At 31.12.2021	27,766	23,014	7,800,006	692,799	191,272	7,864	8,742,721
Net carrying value							
At 31.12.2021	–	–	5,713,489	–	52,909	620,804	6,387,202
Group							
2020							
Cost							
At 1.1.2020	92,731	199,766	13,464,796	692,799	1,217,216	5,829,118	21,496,426
Additions	–	–	–	–	–	31,778	31,778
Disposal	–	–	–	–	–	(5,626,768)	(5,626,768)
Currency translation differences	4,168	12,702	48,699	–	–	35,653	101,222
At 31.12.2020	96,899	212,468	13,513,495	692,799	1,217,216	269,781	16,002,658
Accumulated amortisation and impairment loss							
At 1.1.2020	27,766	127,110	1,246,000	600,138	475,865	–	2,476,879
Amortisation charge	–	38,646	–	83,231	187,840	–	309,717
Impairment loss	–	–	6,554,006	–	–	4,377,213	10,931,219
Disposal	–	–	–	–	–	(4,377,213)	(4,377,213)
Currency translation differences	–	11,324	–	–	–	–	11,324
At 31.12.2020	27,766	177,080	7,800,006	683,369	663,705	–	9,351,926
Net carrying value							
At 31.12.2020	69,133	35,388	5,713,489	9,430	553,511	269,781	6,650,732

NOTES TO THE FINANCIAL STATEMENTS

FOR THE FINANCIAL YEAR ENDED 31 DECEMBER 2021

12 INTANGIBLE ASSETS (CONTINUED)

- (a) An amount of USD18,649 (2020: USD Nil) from film production inventories (Note 13) and USD400,000 (2020: USD Nil) from advance payments were transferred to intangible assets.
- (b) The amortisation of intangible assets of USD44,619 (2020: USD Nil) has been charged to cost of sales during the year and USD215,838 charged to general and administrative expenses.

	Software USD
Company	
2021	
Cost	
At 1.1.2021 and 31.12.2021	277
Accumulated amortisation	
At 1.1.2021	-
Amortisation charge	277
At 31.12.2021	277
Net carrying value	
At 31.12.2021	-
2020	
Cost	
At 1.1.2019, 31.12.2019 and 31.12.2020	277
Accumulated amortisation	
At 1.1.2019, 31.12.2019 and 31.12.2020	-
Net carrying value	
At 31.12.2019 and 31.12.2020	277

Amortisation expense is included in general and administrative expenses of profit or loss.

NOTES TO THE FINANCIAL STATEMENTS

FOR THE FINANCIAL YEAR ENDED 31 DECEMBER 2021

12 INTANGIBLE ASSETS (CONTINUED)

Impairment test of goodwill

Goodwill and other intangible assets have been allocated to the individual cash generating unit ("CGU") for impairment testing as follows:

	Simplex		Greenlight		Constellation		Novus		Take Pictures		Frame disposed in FY2021 [Note 16(a)]	
	2021	2020	2021	2020	2021	2020	2021	2020	2021	2020	2021	2020
	USD	USD	USD	USD	USD	USD	USD	USD	USD	USD	USD	USD
Goodwill	1,881,939	1,881,939	3,032,856	3,032,856	4,300,363	4,300,363	807,854	807,854	1,626,477	1,626,477	-	1,864,006
Impairment loss	-	-	(2,646,000)	(2,646,000)	(2,050,000)	(2,050,000)	(440,000)	(440,000)	(800,000)	(800,000)	-	(1,864,006)
	1,881,939	1,881,939	386,856	386,856	2,250,363	2,250,363	367,854	367,854	826,477	826,477	-	-
Intangible assets:												
- customer relationships	-	-	-	-	52,909	101,742	-	-	-	-	-	451,769
- customer contracts	-	-	-	-	-	9,430	-	-	-	-	-	-
- copyrights	-	-	530,547	138,661	90,257	87,002	-	-	-	-	-	44,118

Key assumptions used in value-in-use calculation

The recoverable amounts of the CGUs are determined from value-in-use calculations. The key assumptions for the value-in-use calculations are those regarding discount rate, growth rate and forecasted revenue and cost of sales as presented by average gross margin as follows:

	Simplex		Greenlight		Constellation		Novus		Take Pictures		Frame disposed in FY2021 [Note 16(a)]	
	2021	2020	2021	2020	2021	2020	2021	2020	2021	2020	2021	2020
	%	%	%	%	%	%	%	%	%	%	%	%
Average gross margin ⁽¹⁾	8	8	62	31	41	42	20	21	6	8	-	8
Growth rate ⁽²⁾	2	1	2	1	2	1	2	1	1	1	-	1
Discount rate (pre-tax) ⁽³⁾	10	14	9	12	12	15	11	14	10	15	-	13

NOTES TO THE FINANCIAL STATEMENTS

FOR THE FINANCIAL YEAR ENDED 31 DECEMBER 2021

12 INTANGIBLE ASSETS (CONTINUED)

Key assumptions used in value-in-use calculation (Continued)

The Group's ticket sales from films released in 2021 and 2020 were impacted by the COVID-19 pandemic. Due to the inherent uncertainty arising from the continually evolving situation and as it was challenging to predict the full extent and duration of the COVID-19 pandemic impact on ticket sales, the Group had considered two scenarios in its estimate for the number of ticket sales for each forecasted film in performing its impairment assessment for the financial year ended 31 December 2021 and 2020. Significant judgements are used to estimate the weightage of the different scenarios projected, and the key input used in each scenario on the rate of recovery of movie ticket sales to pre-COVID-19 level. The significant input and probability of each scenario are set out in the table as follows:

	2021		2020	
	Scenario 1	Scenario 2	Scenario 1	Scenario 2
Probability weightage	70%	30%	70%	30%
Recovery rate in 2021	–	–	67%	90%
Recovery rate in 2022	67%	90%	85%	100%
Recovery rate in 2023	85%	100%	100%	100%
Recovery rate from 2024 onwards	100%	100%	100%	100%

- (1) Budgeted average gross margin.
- (2) Growth rate used to extrapolate cash flows beyond the budgeted period.
- (3) Pre-tax discount rate applied to cash flow projections.

Management estimates discount rates using pre-tax rates that reflect current market assessments of the time value of money and the risks specific to the CGUs. The average gross margin is based on past revenue growth trend and management's expectations of market development. An impairment loss of USD6,554,006 was recognised in prior financial year which was included within "Other expenses" in the consolidated statement of profit or loss and other comprehensive income.

Sensitivity to changes in assumptions

Simplex, Greenlight, Constellation, Novus, Take Pictures CGU

With regards to the assessment of VIU for Simplex, Greenlight, Constellation, Novus and Take Pictures CGU, a decrease in forecasted revenue by up to 8% would result in the carrying value of each CGU being equal to its recoverable amount.

Impairment test of copyrights

The management determined the recoverable amount of copyrights based on the higher of value-in-use or fair value less cost of disposal. In prior financial year, there are indicators that the carrying amount may not be recoverable in light of the COVID-19 pandemic. The value-in-use is determined based on forecasted cash flow generated from the exploitation of the copyrights and the fair value less cost of disposal is determined based on non-binding offer price for the copyrights from third party. Based on the impairment assessment, an impairment loss of USD4,377,213 was recognised for the financial year ended 31 December 2020.

In current year, a similar assessment based on VIU was performed and no additional impairment was considered necessary.

NOTES TO THE FINANCIAL STATEMENTS

FOR THE FINANCIAL YEAR ENDED 31 DECEMBER 2021

13 FILM PRODUCTION INVENTORIES

	Group	
	2021 USD	2020 USD
Cost		
Balance at beginning of the financial year	3,795,531	3,048,110
Additions	122,419	897,603
Disposal	(862,472)	(379,754)
Disposal of subsidiaries	(929,619)	–
Reclassification	(18,649)	–
Currency translation differences	(288,456)	229,572
Balance at end of the financial year	<u>1,818,754</u>	<u>3,795,531</u>
Accumulated amortisation and impairment losses		
Balance at beginning of the financial year	994,155	71,376
Impairment loss	85,808	583,012
Disposal	–	254,227
Disposal of subsidiaries	(251,383)	–
Currency translation differences	(86,411)	85,540
Balance at end of the financial year	<u>742,169</u>	<u>994,155</u>
Net carrying value		
Balance at end of the financial year	<u>1,076,585</u>	<u>2,801,376</u>
Representing:		
Current	–	916,283
Non-current	<u>1,076,585</u>	<u>1,885,093</u>
	<u>1,076,585</u>	<u>2,801,376</u>

14 DEFERRED TAX ASSETS

The movement in the deferred income tax assets are as follows:

	Group	
	2021 USD	2020 USD
Balance at beginning of the financial year	503,977	(850,694)
Tax (charged)/credited to:		
– statement of profit or loss (Note 9)	(229,708)	1,308,171
Disposal of subsidiaries	(219,593)	–
Currency translation differences	(42,229)	46,500
Balance at end of the financial year	<u>12,447</u>	<u>503,977</u>
Representing:		
Deferred tax assets	12,447	601,398
Deferred tax liabilities	–	(97,421)
	<u>12,447</u>	<u>503,977</u>

NOTES TO THE FINANCIAL STATEMENTS

FOR THE FINANCIAL YEAR ENDED 31 DECEMBER 2021

14 DEFERRED TAX ASSETS (CONTINUED)

The following are the major deferred tax liabilities and (assets) recognised by the Group and the movements thereon, during the current and prior reporting periods.

	Accelerated tax depreciation USD	Revaluation of plant and equipment USD	Fair value gains USD	Provisions USD	Tax losses USD	Others USD	Total USD
Group							
Balance at 1 January 2021	(22,298)	14,602	36,744	349,115	46,960	78,853	503,976
Credited/(charged) to profit or loss for the year	17,912	(13,931)	(25,294)	(159,225)	(44,644)	(4,526)	(229,708)
Disposal of a subsidiary	3,150	–	(9,217)	(165,596)	–	(47,931)	(219,594)
Currency translation differences	1,236	(671)	(2,233)	(24,294)	(2,316)	(13,949)	(42,227)
Balance at 31 December 2021	–	–	–	–	–	12,447	12,447
Balance at 1 January 2020	(73,138)	(369,701)	41,061	325,767	91,605	(866,289)	(850,695)
Credited/(charged) to profit or loss for the year	51,200	376,194	(6,409)	2,257	(46,581)	931,510	1,308,171
Currency translation differences	(360)	8,109	2,092	21,091	1,936	13,632	46,500
Balance at 31 December 2020	(22,298)	14,602	36,744	349,115	46,960	78,853	503,976

At the balance sheet date, the Group has unutilised tax losses of USD8,309,455 (2020: USD7,173,260) that are available for carry forward to offset against future taxable income subject to the agreement of the tax authorities and compliance with certain provisions of the tax legislation of the respective countries in which the companies operate. Deferred tax assets have been recognised in respect of USD Nil (2020: USD196,802) of such losses. No deferred tax assets has been recognised in respect of the remaining USD8,309,455 (2020: USD6,976,458) losses as it is not probable that future taxable profits will be sufficient to allow the related tax benefits to be realised. The unutilised tax losses do not expire under current tax legislation except for the unutilised losses of USD5,120,000 (2020: USD5,374,000) arising from the Group's Korea entities which are available for carry forward up to 15 years from the year of loss and will expire between 2022 to 2026 (2020: 2021 to 2025).

At balance sheet date, the aggregate amount of temporary differences associated with undistributed earnings of subsidiaries for which tax liabilities have not been recognised is USD9,788,056 (2020: USD8,270,247). No liability has been recognised in respect of these differences because the Group is in a position to control the timing of the reversal of the temporary differences and it is probable that such differences will not reverse in the foreseeable future.

NOTES TO THE FINANCIAL STATEMENTS

FOR THE FINANCIAL YEAR ENDED 31 DECEMBER 2021

15 LOAN TO SUBSIDIARIES

The amounts due from subsidiaries are non-trade in nature, bear interest at 2% (2020: 2%) per annum, unsecured and repayable on demand.

16 INVESTMENT IN SUBSIDIARIES

	Company	
	2021 USD	2020 USD
<i>Unquoted equity shares, at cost</i>		
Balance at beginning of financial year	40,454,784	40,454,784
Less: Disposal of subsidiaries	(3,879,384)	–
Balance at end of financial year	36,575,400	40,454,784
<i>Accumulated impairment</i>		
As at 1 January	(23,960,596)	(7,411,256)
Less: Impairment loss	–	(16,549,340)
Less: Disposal of subsidiaries	3,800,000	–
As at 31 December	(20,160,596)	(23,960,596)
Balance at end of financial year	16,414,804	16,494,188

a) Details of subsidiaries are as follows:

Name of subsidiary	Place of incorporation	Principal business	Proportion of ownership interest	
			2021 %	2020 %
<i>Held by the Company</i>				
Zip Cinema (HK) Limited ("ZIP HK") ^{(1)*} (formerly known as Spackman Entertainment Group (HK) Limited)	Hong Kong	Investment holding company.	100.00	100.00
Frame Pictures Co., Ltd ("Frame") ^{(2)**}	Korea	Leasing of movie/drama equipment.	–	100.00
Constellation Agency Pte. Ltd. ("Constellation") ⁽³⁾	Singapore	Involved in the business of overseas agency for Korean artists venturing into the overseas market.	100.00	100.00
Greenlight Content Limited ("Greenlight") ⁽⁷⁾	Cayman Islands	Involved in the business of investing into dramas and movies, as well as providing consulting services for the production of Korean content.	100.00	100.00
Take Pictures Pte. Ltd. ("Take") ⁽³⁾	Singapore	Web portals, development of other software and programming activities.	100.00	100.00

NOTES TO THE FINANCIAL STATEMENTS

FOR THE FINANCIAL YEAR ENDED 31 DECEMBER 2021

16 INVESTMENT IN SUBSIDIARIES (CONTINUED)

a) Details of subsidiaries are as follows: (Continued)

Name of subsidiary	Place of incorporation	Principal business	Proportion of ownership interest	
			2021 %	2020 %
<i>Held by the Company</i> (Continued)				
Noon Pictures Co., Ltd ("Noon") ⁽⁷⁾	Korea	Professional photography services.	60.24	60.24
Novus Mediacorp Co., Ltd ("Novus") ⁽²⁾	Korea	Development, production, importation and exportation, investment, distribution and promotion of motion pictures.	51.00	51.00
Simplex Films Limited ("Simplex") ⁽⁷⁾	Hong Kong	Planning, production and distribution of films, television dramas and performances.	100.00	100.00
Spackman Entertainment Korea Inc. ("SEKI") ⁽²⁾	Korea	Production, finance, and distribution of films. Production and sale of music albums and recording tapes. Consulting and services related to the above-mentioned business activities.	100.00	100.00
<i>Held by ZIP HK</i>				
Spackman Equities Limited ("SEL") ⁽¹⁾	Hong Kong	Investment holding company.	100.00	100.00
Zip Cinema Co., Ltd ("Zip Cinema") ^{(1)**}	Korea	Planning, production and distribution of films, television ("TV") dramas and performances. Business of advertisement and advertising agent. Management and promotional activities for local and overseas entertainers, athletes, artists, etc. Development, production and distribution of games and animations. Production and sale of goods related to entertainment. Development of mobile content and online services. Agency of promotion and advertising, event and human resource services for films, TV dramas, music videos and commercials. Sales and lease of real property.	–	100.00

NOTES TO THE FINANCIAL STATEMENTS

FOR THE FINANCIAL YEAR ENDED 31 DECEMBER 2021

16 INVESTMENT IN SUBSIDIARIES (CONTINUED)

a) Details of subsidiaries are as follows: (Continued)

Name of subsidiary	Place of incorporation	Principal business	Proportion of ownership interest	
			2021 %	2020 %
<i>Held by SEKI</i> Upper West Inc. ("Upper West") ⁽⁴⁾	Korea	Restaurant business, franchise and service business, processing and sale of food.	94.38	94.38
<i>Held by Take</i> Studio Take Co., Ltd. ⁽²⁾	Korea	Planning, production and distribution of films, television dramas and performances.	100.00	100.00
<i>Held by Constellation</i> The P Factory Co., Ltd. ("P Factory") ⁽⁶⁾	Korea	Production of advertising projects (commercial advertising).	100.00	100.00
Platform Media Group Co., Ltd ("Platform") ⁽⁶⁾	Korea	Management of artiste event sales, from movies and drama.	100.00	100.00
<i>Held by Greenlight</i> Greenlight Content Co., Ltd. ("Greenlight Content") ⁽⁴⁾	Korea	Provision of consulting services for the production of Korean content.	100.00	100.00
<i>Held by Simplex</i> Simplex Films Co., Ltd ("Simplex Films") ⁽⁶⁾	Korea	Planning, production and distribution of films, television dramas and performances.	100.00	100.00

(1) Audited by independent overseas member firms of Baker Tilly International.

(2) Audited by Nexia Samduk, Korea.

(3) Audited by CK Assurance, Singapore.

(4) Audited by Echon Accounting Corporation, Korea.

(5) Audited by Nexia Hong Kong.

(6) Audited by Crowe Horwath (Hanul), Korea.

(7) Not required to be audited in the country of incorporation.

* Spackman Entertainment Group (HK) Limited changed its company name to Zip Cinema (HK) Limited on 26 January 2021.

** During the financial year, the Group had disposed its subsidiaries, Zip Cinema Co., Ltd and Frame Pictures Co., Ltd on 2 December 2021 and 30 December 2021 respectively.

NOTES TO THE FINANCIAL STATEMENTS

FOR THE FINANCIAL YEAR ENDED 31 DECEMBER 2021

16 INVESTMENT IN SUBSIDIARIES (CONTINUED)

b) Summarised financial information of subsidiaries with material non-controlling interests ("NCI")

The Group has the following subsidiary that has NCI that is considered by management to be material to the Group:

Name of subsidiary	Principal place of business/ Country of incorporation	Ownership interests held by NCI	
		2021 %	2020 %
Novus	Korea	49.00	49.00

The following are the summarised financial information of the Group's subsidiary with NCI that is considered by management to be material to the Group. These financial information include consolidation adjustments but before inter-company eliminations.

	Novus	
	2021 USD	2020 USD
<i>Summarised Balance Sheets</i>		
Non-current assets	309,756	648,254
Current assets	5,711,797	6,149,356
Non-current liabilities	(1,198,679)	(1,213,475)
Current liabilities	(4,216,369)	(3,948,545)
Net assets	606,505	1,635,590
Net assets attributable to NCI	297,187	801,439
<i>Summarised Income Statements</i>		
Revenue	505,253	1,111,760
Loss before tax	(622,544)	(461,611)
Income tax (expense)/credit	(307,062)	73,331
Loss after tax and total comprehensive loss	(929,606)	(388,280)
Loss allocated to NCI	(455,507)	(190,257)
	Novus	
	2021 USD	2020 USD
<i>Summarised Cash Flows</i>		
Operating cash flows	311,118	(199,189)
Investing cash flows	334,849	377,615
Financing cash flows	(703,411)	(617,585)
Net decrease in cash and cash equivalents	(57,444)	(439,159)

NOTES TO THE FINANCIAL STATEMENTS

FOR THE FINANCIAL YEAR ENDED 31 DECEMBER 2021

16 INVESTMENT IN SUBSIDIARIES (CONTINUED)

c) Disposal of subsidiaries

On 14 September 2021 and 23 December 2021, the Group entered into a sale and purchase agreement to dispose its investment in ZIP Cinema and Frame. The disposal was completed on 2 December 2021 and 30 December 2021 respectively. ZIP Cinema and Frame are included under the operating segment of production of films and leasing of equipment respectively.

The Management believes that the disposal of ZIP Cinema is in line with the Group's intention to strategically diversify into the production and financing of United States ("US") movies and to extend its business direction towards the US film sector. Frame has been disposed due to poor performance mainly due to the decline in contracts and impacts from equipment becoming obsolete due to release of new camera models.

The Group has classified the post-tax results of Frame under discontinued operations in the consolidated profit or loss and other comprehensive income. Following that, the prior year post-tax results has been re-presented for comparability.

The value of assets and liabilities of ZIP Cinema and Frame at disposal date, and the effects of the disposal were:

	Total USD
Non-current assets	
Property, plant and equipment	18,897,897
Intangible assets	419,240
Film production inventories	678,236
Deferred tax assets	219,593
Trade and other receivables	268,157
Total non-current assets	<u>20,483,123</u>
Current assets	
Financial assets at fair value through profit or loss	16,877
Trade and other receivables	1,203,288
Contract assets	135,956
Cash and cash equivalents	7,455,663
Total current assets	<u>8,811,784</u>
Total assets	<u><u>29,294,907</u></u>

NOTES TO THE FINANCIAL STATEMENTS

FOR THE FINANCIAL YEAR ENDED 31 DECEMBER 2021

16 INVESTMENT IN SUBSIDIARIES (CONTINUED)

c) Disposal of subsidiaries (Continued)

	Total USD
Non-current liabilities	
Borrowings	14,347,699
Other non-current liabilities	38,199
Contract liabilities	783,448
Total non-current liabilities	15,169,346
Current liabilities	
Trade and other payables	6,722,395
Contract liabilities	844,351
Borrowings	1,495,464
Film obligation and production loans	13,930
Total current liabilities	9,076,140
Total liabilities	24,245,486
Net assets derecognised	5,049,421
	2021 USD
Gain on disposal	
Sales proceeds	15,545,061
Net assets derecognised	(5,049,421)
Offset amount with dividend income from ZIP	442,061
Cumulative exchange differences in respect of the net assets of the subsidiaries reclassified from equity on disposal of subsidiaries	(806,288)
Gain on disposal	10,131,413
	2021 USD
Net cash inflow arising on disposal	
Cash consideration	15,545,061
Less: cash consideration not received as at year end (Note 20)	(1,061,523)
Cash consideration received	14,483,538
Cash and cash equivalents disposed of	(7,455,663)
Net cash inflow arising on disposal	7,027,875

NOTES TO THE FINANCIAL STATEMENTS

FOR THE FINANCIAL YEAR ENDED 31 DECEMBER 2021

16 INVESTMENT IN SUBSIDIARIES (CONTINUED)

d) Company level – impairment review of investment in subsidiaries

i) Constellation, Novus, Take Pictures, Greenlight

During the financial year, the management performed impairment test for the investments as there is indicator of impairment. With regards to the assessment of VIU for Constellation, Novus, Take Pictures and Greenlight CGU, a decrease in forecasted revenue by 1% would result in an additional impairment to the recoverable amount of each CGU ranging from USD31,000 to USD96,000.

ii) Simplex

During the financial year, the management performed impairment test for the investment in Simplex as there is indicator of impairment. No impairment has been recognised during the financial year. The recoverable amount of the investment in Simplex has been determined based on a VIU calculation using cash flow projections from forecasts of Simplex approved by management covering a four-year period. Key assumptions used in the assessment of recoverable amount is disclosed in Note 12.

A decrease in forecasted revenue by 5.58% would result in the recoverable amount of Simplex CGU to be equal to its carrying amount.

17 INVESTMENT IN ASSOCIATED COMPANIES

The Group's investment in associated companies is summarised below:

	Group		Company	
	2021 USD	2020 USD	2021 USD	2020 USD
Carrying amount:				
Spackman Media Group Limited ("SMGL")	12,793,769	14,785,834	12,877,287	14,897,897
The Makers Studio Co., Ltd. ("The Makers")	45,666	45,699	95,000	95,000
	12,839,435	14,831,533	12,972,287	14,992,897

The following information relates to associated companies of the Group:

Name of subsidiary	Principal place of business/ Country of incorporation	Principal activity	Ownership interest held	
			2021 %	2020 %
<i>Held by Company</i>				
<i>Unquoted equity shares</i>				
Spackman Media Group Limited ("SMGL")*	Hong Kong	Investment holding company	43.88	43.88
The Makers Studio Co., Ltd ("The Makers")**	Korea	Planning, production and distribution of films, television ("TV") dramas and performance	20.00	20.00

NOTES TO THE FINANCIAL STATEMENTS

FOR THE FINANCIAL YEAR ENDED 31 DECEMBER 2021

17 INVESTMENT IN ASSOCIATED COMPANIES (CONTINUED)

- * Audited by Nexia Hong Kong.
- ** Audited by Nexia Samduk, Korea.

These associated companies are measured using the equity method.

SMGL

SMGL is an investment holding company incorporated in Hong Kong. The subsidiaries of SMGL are engaged in the talent management business in Korea. The activities of the associated company are strategic to the Group activities.

The Group engaged an external valuation expert to assist in the determination of the recoverable amount of investment in SMGL. The recoverable amount has been determined based on VIU calculations using cash flow projections from forecasts of SMGL and its subsidiaries approved by the management covering a five-year period with consideration of the impact of COVID-19 on the cash flow projections, and applying terminal growth rate of 1.40% (2020: 1.46%) and pre-tax discount rate of 17% (2020: 17%). The average growth rate estimated in the cash flow projection is 9% (2020: 9%). Based on the VIU calculation, the Group and the Company recognised an impairment loss of USD Nil (2020: USD5,180,000) and USD2,020,610 (2020: USD5,180,000) respectively for the financial year ended 31 December 2021.

A 1% decrease in forecasted revenue would result in the Group and Company recognising additional impairment loss of approximately USD580,000 to USD670,000.

Ongoing review in relation to SMGL

On 18 August 2020, the Company announced that it has entered into a non-binding memorandum of understanding with its substantial shareholder, Spackman Equities Group Inc ("SQG") in relation to the sales of the Company's entire interest in Spackman Media Group Limited ("SMGL") to SQG (the "Proposed Divestment").

On 3 September 2020, Singapore Exchange Regulation ("SGX RegCo") issued a Notice of Compliance to the Company in view that the common directors (past and current) in the Company, SMGL and/or SQG raises concerns on whether the Company's acquisitions of interest in SMGL on 1 March 2017, 11 October 2017, 22 December 2017, 22 May 2018 and 6 August 2018 to purchase a total of 6,465,288 SMGL shares at USD3 each (the "Past Acquisitions") and the Proposed Divestment were entered into on normal commercial terms and in the interest of the Company and its shareholders. In addition, the disposal consideration for the Proposed Divestment is significantly lower as compared to the consideration paid by the Company for its Past Acquisitions. SGX RegCo directs that the following should be undertaken in the interest of shareholders:

- (i) The Company's Audit & Risk Management Committee ("ARMC") to:
 - (a) perform a holistic review on the Past Acquisitions, including but not limited to, background checks on the vendors and assessment of whether these transactions were entered into on normal commercial terms and were not prejudicial to the interests of the Company and its minority shareholders (the "ARMC Review"); and
 - (b) provide SGX RegCo with details of past due diligence performed on the Past Acquisitions and the vendors; and
- (ii) The Company not to enter into a binding agreement in relation to the Proposed Divestment prior to completion of the ARMC Review, and SGX RegCo being satisfied with the findings of the review.

As at the date of this report, the ARMC review is still on-going.

NOTES TO THE FINANCIAL STATEMENTS

FOR THE FINANCIAL YEAR ENDED 31 DECEMBER 2021

17 INVESTMENT IN ASSOCIATED COMPANIES (CONTINUED)

Ongoing review in relation to SMGL (Continued)

Summarised financial information for SMGL based on its SFRS(I) financial statements (not adjusted for the Group's share of those amounts) and a reconciliation to the carrying amounts of the investments in the consolidated financial statements are as follows:

	2021 USD	2020 USD
Revenue	17,165,918	15,591,929
Loss after tax	(2,492,079)	(3,364,271)
Other comprehensive income/(loss)	(1,911,943)	263,486
Total comprehensive loss	<u>(4,404,022)</u>	<u>(3,100,785)</u>
Non-current assets	4,233,176	9,463,653
Current assets	15,399,308	18,251,766
Non-current liabilities	(227,089)	(434,225)
Current liabilities	<u>(12,187,595)</u>	<u>(15,670,695)</u>
Net assets	7,217,800	11,610,499
Non-controlling interest	–	146,711
Net assets attributable to equity holders	<u>7,217,800</u>	<u>11,757,210</u>
Group's share of net assets attributable to equity holders based on proportion of ownership interest	3,167,442	5,159,507
Goodwill on acquisition	14,806,327	14,806,327
Less: Impairment loss on investment in associate	<u>(5,180,000)</u>	<u>(5,180,000)</u>
Carrying amount of investment	<u>12,793,769</u>	<u>14,785,834</u>

The Makers

During the financial year, management performed an assessment on the recoverable amount of the investment in The Makers determined based on a value-in-use calculation using cash flow projections from forecasts of The Makers approved by management covering a four-year period and applying a terminal growth rate of 1.7% (2020: 1.4%) and pre-tax discount rate of 13% (2020: 16%). The forecasted revenue includes The Makers' share of profits from the films as producer which is estimated based on the number of ticket sales for each forecasted film production. An impairment of USD135,601 was recognised in prior financial years. No additional impairment was recognised during the financial year.

A decrease in forecasted revenue by 3% would result in an additional impairment to the recoverable amount of The Makers CGU by USD9,000.

Information (based on the Group's share of the results) about the Group's investment in The Makers that is not individually material are as follows:

	2021 USD	2020 USD
Loss after tax	(473)	(2,914)
Other comprehensive loss	439	(395)
Total comprehensive loss	<u>(34)</u>	<u>(3,309)</u>

NOTES TO THE FINANCIAL STATEMENTS

FOR THE FINANCIAL YEAR ENDED 31 DECEMBER 2021

18 FINANCIAL ASSETS AT FAIR VALUE THROUGH PROFIT OR LOSS

	Group		Company	
	2021 USD	2020 USD	2021 USD	2020 USD
<i>Non-current</i>				
(a) Unquoted equity investments	192,000	357,282	192,000	357,282
(b) Investment in insurance products	22,775	853,824	–	–
	214,775	1,211,106	192,000	357,282
<i>Current</i>				
(a) Investment in film funds	1,390,350	1,439,635	–	–
(b) Investment in theatrical projects	1,520,787	2,271,848	–	–
	2,911,137	3,711,483	–	–
	3,125,912	4,922,589	192,000	357,282

- (a) Unquoted equity shares represents the Group's and Company's interest in two companies in Singapore which are engaged in skincare and food and beverage related activities.

The fair value of unquoted equity shares of one investee company is determined based on recent transacted prices of the investee company's equity as well as internal or external changes in the business and market environment that the investee operates in. The fair value measurement is categorised in Level 3 of the fair value hierarchy (Note 29).

The fair value of unquoted equity shares of the other investee company was determined using income approach based on discounted cash flow method and a discount rate of 8.7% in previous financial year and the investment had been fully written down. As the investee company is in the process of liquidation, the fair value of the investment remains at USD Nil.

- (b) The fair value of the investment in insurance products is determined by reference to the funds statements as at the balance sheet date provided by the respective investment managers. These are classified within Level 2 of the fair value hierarchy (Note 29).
- (c) Investment in film funds represents the Group's interest in private equity funds that focus on investments in the entertainment industry in Korea. The Group expects to earn returns on the investment by way of distribution of dividends. Management has assessed the fair value based on the net asset value of the underlying film fund as at 31 December 2021. This fair value measurement is categorised in Level 3 of the fair value hierarchy (Note 29).
- (d) Investment in theatrical projects represents the Group's financing of production and marketing expenditure that are associated with specific film titles. The fair value of investment in theatrical projects is determined based on the stage of production of the underlying films. Investment in theatrical projects as at 31 December 2021 mainly relates to one film which is in the early stages of production as at the balance sheet date and the fair value of the investment has been determined to approximate the cost of the investments. The remaining amounts relate to films which have been released in the theatres and the fair values are determined based on the future cash flows expected to be received by the Group. The fair value measurement is categorised in Level 3 of the fair value hierarchy (Note 29).

As at 31 December 2021, investment in theatrical projects of USD Nil (2020: USD13,889) were made from funds received from third party funders.

NOTES TO THE FINANCIAL STATEMENTS

FOR THE FINANCIAL YEAR ENDED 31 DECEMBER 2021

19 CONTRACT ASSETS AND CONTRACT LIABILITIES

The Group receives payments from customers based on billing terms as established in contracts. Contract assets relate to the Group's right to consideration for work completed but not billed at the reporting date on the Group's revenues from the production of films where the Group undertakes the role of a Producer. Contract liabilities relate to advance consideration received from customers. Contract liabilities are recognised as revenue as (or when) the Group satisfies the performance obligations under its contracts.

The following table provides information about contract assets and contract liabilities from contracts with customers.

	31.12.2021	Group 31.12.2020	1.1.2020
	USD	USD	USD
Trade receivables from contracts with customers	269,290	2,001,460	273,959
Contract assets	37,974	25,458	2,004,317
Contract liabilities (non-current)	–	1,502,728	1,325,762
Contract liabilities (current)	3,439,052	2,729,825	2,427,324

Significant changes in the contract assets and the contract liabilities during the financial year are as follows:

	Group			
	Contract assets		Contract liabilities	
	2021	2020	2021	2020
	USD	USD	USD	USD
Revenue recognised that was included in the contract liability balance at the beginning of the financial year	–	–	(1,396,996)	(86,230)
Increases due to advances received, excluding amounts recognised as revenue during the financial year	–	–	2,231,294	565,697
Contract asset reclassified to trade receivables	25,458	2,004,317	–	–

NOTES TO THE FINANCIAL STATEMENTS

FOR THE FINANCIAL YEAR ENDED 31 DECEMBER 2021

20 TRADE AND OTHER RECEIVABLES

	Group		Company	
	2021 USD	2020 USD	2021 USD	2020 USD
<i>Non-current</i>				
Deposits	59,246	738,940	–	–
<i>Current</i>				
Trade receivables				
– Related parties	–	522,183	–	–
– Third parties	456,618	2,332,583	26,059	13,975
– Associated companies	65,170	65,330	–	–
	521,788	2,920,096	26,059	13,975
Less: Allowance for impairment	(252,498)	(918,636)	–	–
	269,290	2,001,460	26,059	13,975
Short-term loans				
– Directors	16,871	569,853	–	–
– Associated companies	1,198,050	1,845,816	703,660	1,196,825
– Third parties	784,099	1,067,923	–	–
	1,999,020	3,483,592	703,660	1,196,825
Less: Allowance for impairment	(181,654)	(251,008)	–	–
	1,817,366	3,232,584	703,660	1,196,825
Other receivables				
– Subsidiary	–	–	389,845	76,046
– Associated company	91,816	304,889	91,816	283,600
– Third parties	1,209,733	264,787	75,637	–
– Directors	25,200	–	25,200	–
	1,326,749	569,676	582,498	359,646
Less: Allowance for impairment	(10,078)	(133,016)	(76,046)	(76,046)
	1,316,671	436,660	506,452	283,600
Accrued interest	278,380	301,946	89,885	84,901
Less: Allowance for impairment	(39,562)	(38,325)	(54,763)	(47,988)
	238,818	263,621	35,122	36,913
Advance payments	882,123	1,621,584	10,703	9,945
Less: Allowance for impairment	(1,875)	–	–	–
	880,248	1,621,584	10,703	9,945
Prepayments	1,845,904	954,345	–	–
Deposits	596,963	715,339	64,691	64,691
	2,442,867	1,669,684	64,691	64,691
	6,965,260	9,225,593	1,346,687	1,605,949

The short-term loans to directors and third parties are unsecured, repayable on demand and interests are payable at 6.9% (2020: 6.9%) and between 3.0% to 6.9% (2020: 3.0% to 6.9%) per annum respectively.

The short-term loan to associated companies is unsecured, repayable on demand and interests are payable at 6% (2020: 6%) per annum.

Other receivables are non-trade in nature, interest free and repayable on demand. Included in this amount is the outstanding proceeds of USD1,061,523 (Note 16(c)) for the disposal of ZIP Cinema not yet received as at year end.

Included in deposits is an amount of USD18,382 (2020: USD18,382) which had been pledged to banks as collateral for corporate credit cards.

NOTES TO THE FINANCIAL STATEMENTS

FOR THE FINANCIAL YEAR ENDED 31 DECEMBER 2021

21 CASH AND CASH EQUIVALENTS

	Group		Company	
	2021 USD	2020 USD	2021 USD	2020 USD
Bank and cash balances	11,344,593	4,119,636	1,233,396	236,633
Money market funds	–	223,273	–	–
	11,344,593	4,342,909	1,233,396	236,633

22 TRADE AND OTHER PAYABLES

	Group		Company	
	2021 USD	2020 USD	2021 USD	2020 USD
Trade payables				
– Third parties	219,401	410,536	–	–
Accrued operating expenses	332,249	792,938	121,026	511,793
Other payables				
– Subsidiary	–	–	4,144	8,667
– Third parties	1,390,838	1,362,487	523,284	134,968
– Related parties	–	–	–	–
– Directors of subsidiaries	371,670	1,379,731	–	–
– Other staff	166,595	–	–	–
Advances received from				
– Third parties	367,050	53,544	–	–
	2,847,803	3,999,236	648,454	655,428

Other payables to related parties and subsidiary are non-trade in nature, interest free and repayable on demand.

Other payables to directors of the subsidiaries are non-trade in nature, bears interest at 4.6% (2020: 4.6%) and repayable on demand.

23 BORROWINGS

	Repayment period	Group		Company	
		2021 USD	2020 USD	2021 USD	2020 USD
<i>Non-current</i>					
<i>Third-parties:</i>					
Term loan (secured) – average 6 – months interest rate of bond insurance by banks in Korea	2021 – 2025	22,670	661,765	–	–
Lease liabilities (secured)	2022 – 2023	243,576	772,863	69,972	274,156
Debenture – 2.81%		–	919,118	–	–
<i>Related parties:</i>					
Subsidiaries – 2.00%	2023	–	–	1,320,794	1,939,212
		266,246	2,353,746	1,390,766	2,213,368

NOTES TO THE FINANCIAL STATEMENTS

FOR THE FINANCIAL YEAR ENDED 31 DECEMBER 2021

23 BORROWINGS (CONTINUED)

	Repayment period	Group		Company	
		2021 USD	2020 USD	2021 USD	2020 USD
<i>Current</i>					
<u>Third-parties:</u>					
Term loans (secured) – fixed rates ranging from 1.50% to 6.83%		434,332	1,203,125	–	–
Third parties – 2.00% to 5.00%		301,457	2,480,782	–	375,000
Lease liabilities (secured)		572,687	1,154,092	204,184	195,860
Debenture – 2.81%	2022	843,526	–	–	–
<u>Related parties:</u>					
Subsidiaries		–	–	3,300,000	–
Associate – fixed rates from 2.00% to 4.60%		–	190,525	–	10,706
Director of subsidiary – 4.60%	Repayable on demand	582,033	1,176,247	–	–
		2,734,035	6,204,771	3,504,184	581,566
Total borrowings		3,000,281	8,558,517	4,894,950	2,794,934

- (a) In the previous financial year, the term loans of amount USD1,864,890 are secured by guarantees from Korea Credit Guarantee Fund and Korea Technology Finance Corporation, a mortgage of the land and building of the Group (Note 11) and a personal guarantee by a subsidiary's chief executive officer.

In current year, term loans of USD457,002 are secured by guarantees from Korea Credit Guarantee Fund and Korea Technology Finance Corporation.

- (b) The fair values of the loans determined from discounted cash flow analysis using the market lending rates that the directors expect would be available to the Group at balance sheet date are reasonable approximation of their carrying amounts as they are fixed rate borrowings with no significant changes in the market lending interest rates available to the Group at the balance sheet date and floating rate instruments that are repriced to market interest rates on or near the balance sheet date. The fair value measurement for disclosure purposes is categorised as Level 3 of the fair value hierarchy.

NOTES TO THE FINANCIAL STATEMENTS

FOR THE FINANCIAL YEAR ENDED 31 DECEMBER 2021

23 BORROWINGS (CONTINUED)

(c) Reconciliation of movements of liabilities to cash flows arising from financing activities:

	Bank loans and others	Lease liabilities	Advances received from directors of subsidiaries (Note 22)	Film obligation and production loan (Note 24)	Total
	USD	USD	USD	USD	USD
2021					
Balance at 1 January 2021	6,631,562	1,926,955	1,379,731	308,011	10,246,259
Changes from investing cash flows:					
– Disposal of subsidiary	(15,669,685)	(173,478)	(4,359,832)	(13,930)	(20,216,925)
Changes from financing cash flows:					
– Proceeds	16,982,516	–	4,547,311	349,522	21,879,349
– Repayments	(4,703,409)	(1,316,763)	(1,170,144)	(482,120)	(7,672,436)
– Interest paid	(344,485)	(48,642)	(109,181)	–	(502,308)
Non-cash changes:					
– Interest expense	344,485	48,642	109,181	–	502,308
– Reclassification	–	(201,048)	–	253,058	52,010
– New leases	–	678,906	–	–	678,906
Effect of changes in foreign exchange rates	(1,056,966)	(98,309)	(25,396)	(20,776)	(1,201,447)
Balance at 31 December 2021	2,184,018	816,263	371,670	393,765	3,765,716
2020					
Balance at 1 January 2020	6,107,543	2,497,070	1,095,203	387,912	10,087,728
Changes from financing cash flows:					
– Proceeds	2,707,408	–	722,268	–	3,429,676
– Repayments	(2,151,293)	(1,561,464)	(501,480)	(75,105)	(4,289,342)
– Interest paid	(203,235)	(76,279)	(51,602)	–	(331,116)
Non-cash changes:					
– Interest expense	203,235	76,279	51,602	–	331,116
– New leases	–	940,673	–	–	940,673
Effect of changes in foreign exchange rates	(32,096)	50,676	63,740	(4,796)	77,524
Balance at 31 December 2020	6,631,562	1,926,955	1,379,731	308,011	10,246,259

24 FILM OBLIGATIONS AND PRODUCTION LOANS

	Group	
	2021 USD	2020 USD
Third parties	393,765	308,011

NOTES TO THE FINANCIAL STATEMENTS

FOR THE FINANCIAL YEAR ENDED 31 DECEMBER 2021

25 SHARE CAPITAL AND TREASURY SHARES

	Group and Company			
	No. of ordinary shares Issued share capital	Treasury shares	Amount Share capital USD	Treasury shares USD
2021				
Beginning and end of financial year	1,949,225,819	(47,568,500)	70,007,456	(679,698)
2020				
Beginning of financial year	1,205,614,708	(21,649,100)	66,197,553	(465,026)
Purchase of treasury shares	–	(25,919,400)	–	(214,672)
Shares issued	743,611,111	–	3,809,903	–
End of financial year	1,949,225,819	(47,568,500)	70,007,456	(679,698)

All issued shares are fully paid ordinary shares with no par value.

On 2 June 2020, the Group had allotted and issued 743,611,111 new ordinary shares of the Company by way of private placement at SGD0.0072 (USD0.0051) per share.

The holders of ordinary shares are entitled to receive dividends as and when declared by the Company. All ordinary shares rank equally in regard to the Company's residual assets. All ordinary shares carry one vote per share without restrictions.

Treasury shares

The Company acquired 18,200,000 shares in the Company in the open market in prior financial year. The total amount paid to acquire the shares was USD214,672 and this was presented as a component within shareholders' equity.

26 OTHER RESERVES

	Group	
	2021 USD	2020 USD
Merger reserve	(2,718,492)	(2,718,492)
Currency translation reserve	(455,538)	369,190
	(3,174,030)	(2,349,302)

Merger reserve represents the difference between the consideration paid by the Company and the share capital of the subsidiaries acquired under common control.

NOTES TO THE FINANCIAL STATEMENTS

FOR THE FINANCIAL YEAR ENDED 31 DECEMBER 2021

27 LEASES

a) The Group as a lessee

Nature of the Group's leasing activities

The Group's leasing activities comprise the following:

- i) The Group leases properties, motor vehicles and equipment from non-related parties under non-cancellable operating lease agreements. These leases have an average tenure of between one to three years, varying terms, escalation clauses and renewal options.
- ii) In addition, the Group leases certain office equipment with contractual terms of less than a year. These leases are short-term and/or low-value items. The Group has elected not to recognise right-of-use assets and lease liabilities for these leases.

The maturity analysis of the lease liabilities is disclosed in Note 28(b).

Carrying amount of right-of-use assets

The carrying amount of the right-of-use assets are disclosed in Note 11. Information about leases for which the Group and the Company is a lessee is presented below:

	Group		Company	
	2021 USD	2020 USD	2021 USD	2020 USD
<i>Classified within Property, plant and equipment</i>				
Leasehold properties	623,753	1,371,192	257,879	451,288
Motor vehicle	158,416	75,747	-	-
Equipment	-	272,921	-	-
	782,169	1,719,860	257,879	451,288
Additions to right-of-use assets	678,682	940,673	-	-

Amounts recognised in profit or loss

	Group	
	2021 USD	2020 USD
<u>Depreciation charge for the financial year</u>		
Leasehold properties	639,522	831,841
Motor vehicle	72,287	124,389
Equipment	-	110,537
	711,809	1,066,767
<u>Lease expense not included in the measurement of lease liabilities</u>		
Lease expense – short-term leases	23,408	3,559
Lease expense – low value assets leases	6,638	38,935
	30,046	42,494
Interest expense on lease liabilities	32,435	76,279

Total cash flow for leases amounted to USD1,365,405 (2020: USD1,637,743).

NOTES TO THE FINANCIAL STATEMENTS

FOR THE FINANCIAL YEAR ENDED 31 DECEMBER 2021

27 LEASES (CONTINUED)

a) The Group as a lessee (Continued)

Amounts recognised in profit or loss (Continued)

Extension options

The leases of certain properties contain extension options, for which the related lease payments had not been included in the lease liabilities as the Group is not reasonably certain to extend the lease. These are used to maximise operational flexibility in terms of managing the assets used in the Group's operations. The majority of extension and termination options held are exercisable only by the Group.

b) The Group as a lessor

The Group and the Company leased out its camera and lighting equipment and office premise space to a third party for monthly lease payments. The lease is classified as an operating lease because the risk and rewards incidental to ownership of the assets are not substantially transferred.

Rental income from leasing office premise space are disclosed in Note 5(a).

The following table shows the maturity analysis of the undiscounted lease payments to be received after the reporting date are as follows:

	Group		Company	
	2021 USD	2020 USD	2021 USD	2020 USD
Within one year	9,874	97,059	–	–
After one year but within five years	–	16,176	–	–

28 FINANCIAL INSTRUMENTS

a) Categories of financial instruments

Financial instruments at their carrying amounts at balance sheet date are as follows:

	Group		Company	
	2021 USD	2020 USD	2021 USD	2020 USD
<i>Financial assets</i>				
Financial assets at fair value				
through profit or loss	3,125,912	4,922,589	192,000	357,282
Financial assets at amortised cost	15,664,238	11,731,513	4,358,932	2,444,600
	18,790,150	16,654,102	4,550,932	2,801,882
<i>Financial liabilities</i>				
Financial liabilities at amortised costs	5,439,968	12,438,788	5,543,404	3,450,360
Financial liabilities at fair value through profit or loss	393,765	308,011	–	–
	5,833,733	12,746,799	5,543,404	3,450,360

NOTES TO THE FINANCIAL STATEMENTS

FOR THE FINANCIAL YEAR ENDED 31 DECEMBER 2021

28 FINANCIAL INSTRUMENTS (CONTINUED)

b) Financial risk management objectives and policies

The Group is exposed to financial risks arising from its operations and the use of financial instruments. The key financial risks include foreign currency risk, interest rate risk, credit risk and liquidity risk. The policies for managing each of these risks are summarised below. The directors review and agree policies and procedures for the management of these risks.

There has been no change to the Group's exposure to these financial risks or the manner in which the Group manages and measures financial risk.

Foreign currency risk

The Group has currency exposures arising from transactions, assets and liabilities that are denominated in currencies other than the respective functional currencies of entities in the Group. The foreign currencies in which the Group's currency risk arises is mainly Singapore dollar ("SGD") and USD.

There is no formal hedging policy with respect to foreign currency exposure. Exposure to foreign currency risk is monitored on an on-going basis.

At the balance sheet date, the Group and Company have the following financial assets and financial liabilities denominated in foreign currencies based on information provided to key management:

	2021		2020	
	SGD USD	USD USD	SGD USD	USD USD
Group				
<i>Financial assets</i>				
Cash and cash equivalents	118,056	–	60,009	–
Short-term loans	–	–	–	428,501
Net financial assets	118,056	–	60,009	428,501
Company				
<i>Financial assets</i>				
Cash and cash equivalents	114,552	–	38,921	–

Sensitivity analysis of the Group's and the Company's foreign exchange risk exposure are not presented as a reasonably possible change in 5% in the foreign currencies exchange rates against the respective functional currencies of the Group's entities, with all other variables held constant will have no significant impact on the Group's and the Company's net profit.

Interest rate risk

The Group's and the Company's exposure to interest rate risk arises primarily from their borrowings and interest-bearing loans to directors, third parties and associated companies. Bank borrowings at variable rates expose the Group to cash flow interest rate risk (i.e. the risk that the future cash flows of a financial instrument will fluctuate due to changes in market interest rate). Borrowings and loans to directors, third parties and associated companies at fixed rates expose the Group and the Company to fair value interest rate risk (i.e. the risk that the value of a financial instrument will fluctuate due to changes in market rates).

The Group's income and operating cash flows are substantially independent on changes in market interest rates as interest income and costs on the Group's interest-bearing assets and liabilities are not significant. The sensitivity analysis for interest rate risk is not disclosed as a reasonably possible fluctuation in the market interest rates has no significant impact on the Group's profit or loss.

NOTES TO THE FINANCIAL STATEMENTS

FOR THE FINANCIAL YEAR ENDED 31 DECEMBER 2021

28 FINANCIAL INSTRUMENTS (CONTINUED)

b) Financial risk management objectives and policies (Continued)

Credit risk

Credit risk is the risk of loss that may arise on outstanding financial instruments should a counterparty default on its obligations. The Group's exposure to credit risk arises primarily from trade and other receivables and contract assets. Cash and cash equivalents are placed with banks with high credit-ratings.

The following sets out the Group's internal credit evaluation practices and basis for recognition and measurement of expected credit losses ("ECL"):

Description of evaluation of financial assets	Basis for recognition and measurement of ECL
Counterparty has a low risk of default and does not have any past due amounts	12-month ECL
Contractual payments are more than 30 days past due or where there has been a significant increase in credit risk since initial recognition	Lifetime ECL – not credit-impaired
Contractual payments are more than 120 days past due or there is evidence of credit impairment	Lifetime ECL – credit-impaired
There is evidence indicating that the Group has no reasonable expectation of recovery of payments such as when the debtor has been placed under liquidation or has entered into bankruptcy proceedings	Write-off

Significant increase in credit risk

In assessing whether the credit risk on a financial asset has increased significantly since initial recognition, the Group compares the risk of a default occurring on the financial asset as at the reporting date with the risk of a default occurring on the financial asset as at the date of initial recognition. In making this assessment, the Group considers both quantitative and qualitative information that is reasonable and supportable, including historical experience and forward-looking information, such as future economic and industry outlook that is available without undue cost or effort.

In particular, the Group considers the following information when assessing whether credit risk has increased significantly since initial recognition:

- an actual or expected significant deterioration in the operating results/key financial performance ratios of the debtor; and
- an actual or expected significant adverse change in the regulatory, economic, or technological environment of the debtor that results in a significant decrease in the debtor's ability to meet its debt obligations.

NOTES TO THE FINANCIAL STATEMENTS

FOR THE FINANCIAL YEAR ENDED 31 DECEMBER 2021

28 FINANCIAL INSTRUMENTS (CONTINUED)

b) Financial risk management objectives and policies (Continued)

Credit risk (Continued)

Significant increase in credit risk (Continued)

The Group regularly monitors the effectiveness of the criteria used to identify whether there has been a significant increase in credit risk and revises them as appropriate to ensure that the criteria are capable of identifying significant increase in credit risk before the amount becomes past due.

Regardless of the evaluation of the above factors, the Group presumes that the credit risk on a financial asset has increased significantly since initial recognition when contractual payments are more than 30 days past due, unless the Group has reasonable and supportable information that demonstrates otherwise.

The Group also assumes that the credit risk on a financial instrument has not increased significantly since initial recognition if the financial asset is determined to have low credit risk at the reporting date. A financial instrument is determined to have low credit risk if it has an internal or external credit rating of "investment grade" as per globally understood definition, or the financial asset has a low risk of default; the borrower has a strong capacity to meet its contractual cash flow obligations in the near term; and adverse changes in economic and business conditions in the longer term may, but will not necessarily, reduce the ability of the borrower to fulfil its contractual cash flow obligations.

Definition of default

The Group has determined the default events on a financial asset to be when there is evidence that the borrower is experiencing liquidity issues or when there is a breach of contract, such as a default of payment.

The Group considers the above as constituting an event of default for internal credit risk management purposes as historical experience indicates that receivables that meet either of the following criteria are generally not recoverable.

Irrespective of the above analysis, the Group considers that default has occurred when a financial asset is more than 120 days past due unless the Group has reasonable and supportable information to demonstrate that a more lagging default criterion is more appropriate.

Financial assets are written off when there is no reasonable expectation of recovery. Where receivables are determined to be credit impaired and/or written off, the Group continues to engage in enforcement activity to attempt to recover the receivables due. Where recoveries are made, these are recognised in profit or loss. As at 31 December 2021, trade receivables of USD Nil (2020: USD522,183) are subject to enforcement activities.

28 FINANCIAL INSTRUMENTS (CONTINUED)**b) Financial risk management objectives and policies (Continued)****Credit risk (Continued)***Credit-impaired financial assets*

A financial asset is credit-impaired when one or more events that have a detrimental impact on the estimated future cash flows of that financial asset have occurred such as evidence that the borrower is in significant financial difficulty, there is a breach of contract such as default or past due event; there is information that it is becoming probable that the borrower will enter bankruptcy or other financial reorganisation; the disappearance of an active market for that financial asset because of financial difficulties; or the purchase or origination of a financial asset at a deep discount that reflects the incurred credit losses.

Estimation techniques and significant assumptions

There has been no change in the estimation techniques or significant assumptions made during the current financial year for recognition and measurement of credit loss allowances.

Maximum exposure and concentration of credit risk

At the end of the reporting period, the Group's trade receivables comprise 2 debtors (2020: 2 debtors) that represented 47% (2020: 41%) of total trade receivables. The Company has no significant concentration of credit risk except for the amounts due from associated company as disclosed in Note 20.

As the Group and the Company do not hold any collateral, the maximum exposure to credit risk is the carrying amount of each class of financial instruments presented on the balance sheet.

Trade receivables and contract assets

The Group applies the simplified approach to measure the expected credit loss ("ECL") allowance for trade receivables. Under the simplified approach, for trade receivables and contract assets that do not contain a significant financing component, the loss allowance is measured at initial recognition and throughout the life of the receivable at an amount equal to lifetime ECL.

The Group estimates the expected credit loss rates for each category of past due status of the debtors based on historical credit loss experience adjusted as appropriate to reflect current conditions and forecasts of future economic conditions with consideration of the impact of COVID-19 pandemic on the ability of the customers to settle the receivables.

NOTES TO THE FINANCIAL STATEMENTS

FOR THE FINANCIAL YEAR ENDED 31 DECEMBER 2021

28 FINANCIAL INSTRUMENTS (CONTINUED)

b) Financial risk management objectives and policies (Continued)

Credit risk (Continued)

Trade receivables and contract assets (Continued)

There has been no change in the estimation techniques or significant assumptions made during the current financial year.

Group 2021	12-month or lifetime ECL	Gross carrying amount USD	Loss allowance USD	Net carrying amount USD
Trade receivables	Lifetime	521,788	(252,498)	269,290
Contract assets	Lifetime	37,974	–	37,974
Other receivables	Lifetime	1,326,750	(10,078)	1,316,672
Short-term loans	Lifetime	1,999,020	(181,654)	1,817,366
Deposits	12-month	656,209	–	656,209
Accrued interest	Lifetime	278,380	(39,562)	238,818
Cash and cash equivalents	Not applicable (Exposure limited)	11,344,593	–	11,344,593

2020				
Trade receivables	Lifetime	2,920,096	(918,636)	2,001,460
Contract assets	Lifetime	25,458	–	25,458
Other receivables	Lifetime	569,676	(133,016)	436,660
Short-term loans	Lifetime	3,483,592	(251,008)	3,232,584
Deposits	12-month	1,454,279	–	1,454,279
Accrued interest	Lifetime	301,946	(38,325)	263,621
Cash and cash equivalents	Not applicable (Exposure limited)	4,342,909	–	4,342,909

NOTES TO THE FINANCIAL STATEMENTS

FOR THE FINANCIAL YEAR ENDED 31 DECEMBER 2021

28 FINANCIAL INSTRUMENTS (CONTINUED)

b) Financial risk management objectives and policies (Continued)

Credit risk (Continued)*Trade receivables and contract assets* (Continued)

Company 2021	12-month or lifetime ECL	Gross carrying amount USD	Loss allowance USD	Net carrying amount USD
Trade receivables	Lifetime	26,059	–	26,059
Other receivables	Lifetime	582,500	(76,046)	506,454
Deposits	12-month	64,691	–	64,691
Short-term loans	Lifetime	703,660	–	703,660
Accrued interest	Lifetime	89,885	(54,763)	35,122
Loan to subsidiaries	Lifetime	–	–	–
	12-month	1,815,611	–	1,815,611
Cash and cash equivalents	Not applicable (Exposure limited)	1,233,396	–	1,233,396

2020				
Trade receivables	Lifetime	13,975	–	13,975
Other receivables	Lifetime	359,646	(76,046)	283,600
Deposits	12-month	64,691	–	64,691
Short-term loans	Lifetime	1,196,825	–	1,196,825
Accrued interest	Lifetime	84,901	(47,988)	36,913
Loan to subsidiaries	Lifetime	1,038,000	(1,038,000)	–
	12-month	625,938	–	625,938
Cash and cash equivalents	Not applicable (Exposure limited)	236,633	–	236,633

Short-term loans and loans to subsidiaries

The Group applied the general approach to measure the impairment loss allowance for short-term loans, loans to subsidiaries and other receivables. The Group and the Company assessed the latest performance and financial position of the respective counterparties, adjusted for the future outlook of the industry in which the counterparties operate in, and concluded that there has been significant increase in the credit risk since the initial recognition of the financial assets. The financial assets are credit impaired and accordingly, the Group and the Company measured the impairment loss allowance using lifetime ECL.

NOTES TO THE FINANCIAL STATEMENTS

FOR THE FINANCIAL YEAR ENDED 31 DECEMBER 2021

28 FINANCIAL INSTRUMENTS (CONTINUED)

b) Financial risk management objectives and policies (Continued)

Credit risk (Continued)

Movements in credit loss allowance

There are no movement in the allowance for impairment of financial assets under SFRS (I) 9 during the financial year for the Group and Company except for the following:

	Trade receivables USD	Other receivables USD	Short-term loans USD	Deposits USD	Accrued interest USD
Group					
Balance at 1 January 2020	562,125	243,105	235,875	–	31,509
Loss allowance measured/ (reversed):					
Lifetime ECL					
– credit-impaired	299,394	2,000	–	–	4,421
– reversal of loss allowance	(8,729)	(115,459)	–	–	–
Effect of changes in foreign currency exchange rates	65,846	3,370	15,133	–	2,395
Balance at 31 December 2020	918,636	133,016	251,008	–	38,325
Loss allowance measured/ (reversed):					
Lifetime ECL					
– credit-impaired	52,953	–	10,295	26,306	8,580
– reversal of loss allowance	–	(33,735)	(60,754)	–	–
Disposal of subsidiaries	(650,761)	(79,491)	–	(25,138)	(3,855)
Effect of changes in foreign currency exchange rates	(68,330)	(9,712)	(18,895)	(1,168)	(3,488)
Balance at 31 December 2021	252,498	10,078	181,654	–	39,562
			Short-term loans USD	Other receivables USD	Accrued interest USD
Company					
Balance at 1 January 2020			995,570	76,046	26,199
Loss allowance measured/(reversed):					
Lifetime ECL					
– credit-impaired			42,430	–	21,789
Balance at 31 December 2020			1,038,000	76,046	47,988
Loss allowance measured/(reversed):					
Lifetime ECL					
– credit-impaired			(1,038,000)	–	6,775
Balance at 31 December 2021			–	76,046	54,763

NOTES TO THE FINANCIAL STATEMENTS

FOR THE FINANCIAL YEAR ENDED 31 DECEMBER 2021

28 FINANCIAL INSTRUMENTS (CONTINUED)

b) Financial risk management objectives and policies (Continued)

Liquidity risk

Liquidity risk is the risk that the Group or the Company will encounter difficulty in meeting financial obligations due to shortage of funds. The Group's and the Company's exposure to liquidity risk arises primarily from mismatches of the maturities of financial assets and liabilities. The Group's and the Company's objective is to maintain a balance between continuity of funding and flexibility through the use of stand-by credit facilities.

In managing its liquidity, management monitors and reviews the Group's forecasts of liquidity reserves (comprise cash and cash equivalents and undrawn borrowing facilities) on the basis of expected cash flows determined at local level in the respective operating companies of the Group in accordance with limits set by the Group.

The board of directors exercises prudent liquidity and cash flow risk management policies and aims at maintaining an adequate level of liquidity and cash flow at all times.

The table below summarises the maturity profile of the Group's and the Company's non-derivative financial liabilities at the balance sheet date based on contractual undiscounted repayment obligations.

	Within 1 year USD	2 to 5 years USD	More than 5 years USD	Total USD
Group				
2021				
Trade and other payables	2,324,387	–	–	2,324,387
Film obligations and production loans	393,765	–	–	393,765
Borrowings	2,211,372	22,802	–	2,234,174
Lease liabilities	447,152	181,952	–	629,104
2020				
Trade and other payables	3,880,262	–	–	3,880,262
Film obligations and production loans	308,011	–	–	308,011
Borrowings	5,241,267	1,635,939	–	6,877,206
Lease liabilities	1,164,614	772,897	–	1,937,511
Company				
2021				
Trade and other payables	648,454	–	–	648,454
Borrowings	3,604,158	1,496,539	–	5,100,697
2020				
Trade and other payables	655,426	–	–	655,426
Borrowings	649,837	2,228,137	–	2,877,974

NOTES TO THE FINANCIAL STATEMENTS

FOR THE FINANCIAL YEAR ENDED 31 DECEMBER 2021

29 FAIR VALUE OF ASSETS AND LIABILITIES

a) Fair value hierarchy

The tables below analyse the fair value measurements by the levels in the fair value hierarchy based on the inputs to the valuation techniques. The different levels are defined as follows:

- a) Level 1 – quoted prices (unadjusted) in active markets for identical assets or liabilities;
- b) Level 2 – inputs other than quoted prices included within Level 1 that are observable for the asset or liability, either directly or indirectly (ie derived from prices); and
- c) Level 3 – input for the asset or liability that are not based on observable market data (unobservable inputs)

b) Fair value measurements of assets and liabilities that are measured at fair value

The level of fair value hierarchy for financial assets and liabilities measured at fair value on the balance sheet at 31 December 2021 are disclosed in Note 18 and Note 24.

c) Movements in Level 3 assets measured at fair value

The following table shows a reconciliation from the beginning balances to the ending balances for Level 3 fair value measurements:

Group	Investment in theatrical projects		Unquoted equity investments		Investment in film funds	
	2021 USD	2020 USD	2021 USD	2020 USD	2021 USD	2020 USD
Balance at beginning year	2,271,848	3,027,407	357,282	374,282	1,439,635	1,110,538
Additions	–	–	–	–	262,142	338,969
Disposals	(544,121)	(875,693)	–	–	–	–
Disposal of subsidiaries	(16,877)	–	–	–	–	–
Fair value loss with respect to financial assets at FVTPL	(22,749)	–	(165,282)	(17,000)	(190,545)	(101,231)
Currency translation differences	(167,314)	120,134	–	–	(120,882)	91,359
Balance at end of financial year	1,520,787	2,271,848	192,000	357,282	1,390,350	1,439,635
Total losses for the financial year included in:						
<i>Profit or loss</i>						
Fair value loss with respect to financial assets at FVTPL	(22,749)	–	(165,282)	(17,000)	(190,545)	(101,231)
<i>Other comprehensive loss</i>						
Currency translation differences arising from consolidation	(167,314)	120,134	–	–	(120,882)	91,359

NOTES TO THE FINANCIAL STATEMENTS

FOR THE FINANCIAL YEAR ENDED 31 DECEMBER 2021

30 DISCONTINUED OPERATIONS

As referred to in Note 16(c), the Group disposed its subsidiary, Frame during the financial year.

The profit for the year from the discontinued operation is analysed as follows:

	2021	2020
Loss from discontinued operations	(1,223,803)	(3,849,372)
Gain on disposal of subsidiaries	1,818,387	–
Profit/(loss) from discontinued operations	594,584	(3,849,372)

The result of Frame for the financial year is presented as follows:

	2021	2020
Revenue	941,634	537,440
Cost of sales	(921,845)	(725,322)
Gross profit	19,789	(187,882)
Other income and gains	15,686	1,731
Interest income	53	3,971
Expenses		
Selling expenses	(17,338)	(33,154)
General and administrative expenses	(929,149)	(1,189,591)
Finance costs	(331,161)	(106,233)
Other expenses	–	(2,692,227)
Loss before tax from discontinued operations	(1,242,120)	(4,203,385)
Tax credit	18,317	354,013
Loss from discontinued operations	(1,223,803)	(3,849,372)

The net cash flow incurred by Frame for the year are presented as follows:

	2021	2020
Operating	(162,380)	(352,751)
Investing	(18,809,913)	268,991
Financing	19,771,335	(95,118)
Net cash inflow	799,042	(178,878)

NOTES TO THE FINANCIAL STATEMENTS

FOR THE FINANCIAL YEAR ENDED 31 DECEMBER 2021

31 RELATED PARTY TRANSACTIONS

In addition to the information disclosed elsewhere in the financial statements, the following transactions took place between the Group and the related parties on terms agreed by the parties concerned:

	Group	
	2021	2020
	USD	USD
	<hr/>	<hr/>
Associated companies		
<i>Income</i>		
Revenue	–	–
Rental income	13,282	10,186
Interest income	64,191	45,306
Other income	1,049	7,288
<i>Expense</i>		
Interest expenses	6,524	14,770
Loan to	509,607	2,418,155
Advance received from	–	33,736
Advance payment to	281,875	2,927
	<hr/>	<hr/>
Director		
Loan to	–	254,227
Interest income	–	35,027
	<hr/>	<hr/>
Directors of subsidiaries		
Advances from	4,547,311	722,268
Interest expense	10,412	51,602
	<hr/>	<hr/>

NOTES TO THE FINANCIAL STATEMENTS

FOR THE FINANCIAL YEAR ENDED 31 DECEMBER 2021

32 SEGMENT INFORMATION

The Group is organised into business units based on nature of the income for management purposes. The reportable segments are revenue from distribution of films, production of films, leasing of equipment and talent management. Management monitors the operating results of its business units separately for making decisions about allocation of resources and assessment of performances of each segment. The segment information provided to management for the reportable segments are as follows:

	Distribution of films		Production of films		Talent management		Restaurant sales and café lounge		Consulting services		Others		Total	
	2021 USD	2020 USD	2021 USD	2020 USD	2021 USD	2020 USD	2021 USD	2020 USD	2021 USD	2020 USD	2021 USD	2020 USD	2021 USD	2020 USD
Revenue	2,052,505	1,227,993	11,440,561	4,750,384	602,478	551,982	353,867	271,155	125,538	7,288	358,087	2,134,520	14,933,036	8,943,322
Cost of sales	(466,604)	(535,275)	(11,810,348)	(4,637,631)	(487,911)	(448,834)	(135,504)	(123,303)	(4,635)	-	(51,122)	(1,308,769)	(12,956,124)	(7,053,812)
Share of results of associated companies	-	-	-	-	(1,089,506)	(1,359,174)	-	-	-	-	-	-	(1,089,506)	(1,359,174)
Gain/(loss) on disposal of property, plant and equipment	-	(7,312)	757,857	(2,635)	-	-	-	-	-	-	1,747	-	759,604	(9,947)
Gain on disposal of subsidiaries	-	-	8,313,026	-	-	-	-	-	-	-	-	-	8,313,026	-
Reversal of loss on film borne by external investors	(1,302)	(1,917)	-	-	-	-	-	-	-	-	-	-	(1,302)	(1,917)
Fair value loss on investment in financial assets at FVTPL	(213,294)	(101,231)	-	-	-	-	-	-	-	-	(165,282)	(17,000)	(378,576)	(118,231)
Impairment loss on film production inventories	(85,808)	(583,012)	-	-	-	-	-	-	-	-	-	-	(85,808)	(583,012)
Impairment loss on copyrights	(7,864)	-	-	-	-	-	-	-	-	-	-	-	(7,864)	-
Impairment of goodwill	-	(440,000)	-	(800,000)	-	(4,195,000)	-	-	-	-	-	-	-	(5,435,000)
Impairment of investment in associated companies	-	-	-	-	-	(5,180,000)	-	-	-	-	-	-	-	(5,180,000)
Impairment loss on intangible assets	-	-	-	-	-	(4,377,213)	-	-	-	-	-	-	-	(4,377,213)
Segment gross results	1,277,633	(440,754)	8,701,096	(689,882)	(974,939)	(15,008,239)	218,363	147,852	120,903	7,288	143,430	808,751	9,486,486	(15,174,984)
Selling expenses and general and administrative expenses (exclude depreciation and amortisation)	(735,237)	(615,311)	(4,098,173)	(2,380,278)	(215,816)	(276,582)	(126,760)	(135,868)	(44,969)	(3,652)	(128,273)	(1,069,545)	(5,349,228)	(4,481,236)
Segment net results	542,396	(1,056,065)	4,602,923	(3,070,160)	(1,190,755)	(15,284,821)	91,603	11,984	75,934	3,636	15,157	(260,794)	4,137,258	(19,656,220)
Unallocated other income:	-	-	-	-	-	-	-	-	-	-	-	-	184,520	597,903
Other income and gains	-	-	-	-	-	-	-	-	-	-	-	-	110,837	102,474
Interest income	-	-	-	-	-	-	-	-	-	-	-	-	-	-
Unallocated expenses:	-	-	-	-	-	-	-	-	-	-	-	-	(928,906)	(988,250)
Depreciation and amortisation	-	-	-	-	-	-	-	-	-	-	-	-	(614,046)	(125,432)
Other expenses	-	-	-	-	-	-	-	-	-	-	-	-	(171,147)	(224,883)
Finance costs	-	-	-	-	-	-	-	-	-	-	-	-	2,718,516	(20,294,408)
Profit/(loss) before tax	-	-	-	-	-	-	-	-	-	-	-	-	(2,062,206)	1,018,599
Tax (expense)/credit	-	-	-	-	-	-	-	-	-	-	-	-	656,310	(19,275,809)
Profit/(loss) for the year from continuing operations	-	-	-	-	-	-	-	-	-	-	-	-	594,584	(3,849,372)
Profit/(loss) for the year from discontinued operations	552,840	1,313,068	3,739,523	6,469,916	16,204,665	19,799,720	31,893	145,618	11,314	3,914	40,994	1,215,261	20,581,229	(28,947,497)
Segment assets	182,562	183,263	51,684	247,281	50,244	314,611	209,870	209,870	11,314	3,914	231,308	861,310	4,052,218	5,412,937
Unallocated assets	556,966	641,290	3,104,502	2,480,773	163,488	1,328,153	96,025	98,757	34,066	2,654	97,171	861,310	5,872,900	12,172,184
Total assets	739,528	824,553	3,609,186	2,729,054	213,732	1,642,764	305,895	308,627	45,380	6,568	328,479	1,722,620	9,925,118	17,585,121
Segment assets includes:														
Investment in associated companies	-	-	-	-	12,839,434	14,831,533	-	-	-	-	-	-	12,825,469	14,831,533
Additions to non-current assets	182,562	183,263	51,684	247,281	50,244	314,611	209,870	209,870	11,314	3,914	231,308	861,310	4,052,218	5,412,937
Segment liabilities	556,966	641,290	3,104,502	2,480,773	163,488	1,328,153	96,025	98,757	34,066	2,654	97,171	861,310	5,872,900	12,172,184
Unallocated liabilities	-	-	-	-	-	-	-	-	-	-	-	-	-	-
Total liabilities	556,966	641,290	3,104,502	2,480,773	163,488	1,328,153	96,025	98,757	34,066	2,654	97,171	861,310	5,872,900	12,172,184

NOTES TO THE FINANCIAL STATEMENTS

FOR THE FINANCIAL YEAR ENDED 31 DECEMBER 2021

32 SEGMENT INFORMATION (CONTINUED)

The reportable segments are Distribution of films, Production of films, Talent management, Restaurant sales, and Consulting services. Frame's results were previously under the "Leasing of equipment" reportable segment of the Group. However, the Frame's results have been presented separately on the Consolidated Statement of Comprehensive Income as "Discontinued operations" for the financial year ended 31 December 2021 (Note 16(c)). The comparative information has been restated.

Segment results

Performance of each segment is evaluated based on segment profit or loss which is measured differently from the net profit or loss before tax in the consolidated financial statements. Interest income and finance expenses are not allocated to segments as Group financing is managed on a group basis.

Sales between operating segments are on an arm's length or other basis of measurement basis in a manner similar to transactions with third parties.

Segment assets

The amounts provided to management with respect to total assets are measured in a manner consistent with that of the financial statements. Management monitors the assets attributable to each segment for the purposes of monitoring segment performance and for allocating resources between segments. All assets are allocated to reportable segments except for property, plant and equipment (excluding building and certain equipment), other receivables, financial assets at fair value through profit or loss, deferred tax assets, inventories and cash and cash equivalents which are classified as unallocated assets.

Segment liabilities

The amounts provided to management with respect to total liabilities are measured in a manner consistent with that of the financial statements. All liabilities are allocated to the reportable segments based on the operations of the segments other than borrowings, other payables, other non-current liabilities, deferred tax liabilities and tax payable. These liabilities are classified as unallocated liabilities.

Geographical information

The Group's revenues from external customers are derived solely from customers in Korea. The non-current assets (other than financial instruments and deferred tax assets) of the Group are mainly located in Korea.

Information about major customers

Revenue from NIL (2020: two) external customers who individually contributed 10% or more of the Group's revenue and are attributable to the segments as detailed below:

	Attributable segments	2021 USD	2020 USD
Customer 1	Production and distribution of films	-	968,727
Customer 2	Production of films	-	2,893,272
		-	3,861,999

NOTES TO THE FINANCIAL STATEMENTS

FOR THE FINANCIAL YEAR ENDED 31 DECEMBER 2021

33 CAPITAL MANAGEMENT

The Group's objectives when managing capital are:

- (a) To safeguard the Group's ability to continue as a going concern, so that it continues to provide returns for shareholders and benefits for other stakeholders;
- (b) To support the Group's stability and growth; and
- (c) To provide capital for the purpose of strengthening the Group's risk management capability.

The Group actively and regularly reviews and manages its capital structure to ensure optimal capital structure to maximise shareholder returns, taking into consideration the future capital requirements of the Group and capital efficiency, prevailing and projected profitability, projected operating cash flows, projected capital expenditures and projected strategic investment opportunities. The Group currently does not adopt any formal dividend policy.

The capital of the Group mainly consists of equity attributable to equity holders of the Company comprising share capital, treasury shares, accumulated losses and merger reserve. The Group's overall strategy remains unchanged from 2020.

34 AUTHORISATION OF FINANCIAL STATEMENTS

The consolidated financial statements of the Group and the balance sheet and statement of changes in equity of the Company for the financial year ended 31 December 2021 were authorised for issue in accordance with a resolution of the directors dated 13 April 2022.

NOTICE OF ANNUAL GENERAL MEETING

NOTICE IS HEREBY GIVEN that the Annual General Meeting of Spackman Entertainment Group Limited (the “**Company**”) will be held via electronic means on Friday, 29 April 2022 at 3:00 p.m. to transact the following business:

AS ORDINARY BUSINESS

1. To receive and adopt the Directors’ Statement and the Audited Financial Statements of the Company for the financial year ended 31 December 2021 together with the Auditor’s Report thereon.

(Resolution 1)

2. To re-elect Mr Anthony Wong Wei Kit (“**Mr. Anthony Wong**”) who is retiring pursuant to the Company’s Constitution and who, being eligible, offers himself for re-election.

Mr Anthony Wong will, upon re-election as a Director of the Company, remain as Non-Executive & Independent Chairman, Chairman of the Audit and Risk Management Committee, and a member of the Remuneration Committee and Nominating Committee.

[See Explanatory Note (a)]

(Resolution 2)

3. To re-elect Mr Ng Hong Whee (“**Mr. Ng**”) who is retiring pursuant to the Company’s Constitution and who, being eligible, offers himself for re-election.

Mr. Ng, upon re-election as a Director of the Company, remain as an Independent Non-Executive Director, Chairman of Remuneration Committee and a member of the Audit and Risk Management Committee.

[See Explanatory Note (b)]

(Resolution 3)

4. To approve the payment of Directors’ fees of US\$108,000 (2021: US\$108,000) for the financial year ending 31 December 2022 to be paid quarterly in arrears.

(Resolution 4)

5. To re-appoint Messrs Baker Tilly TFW LLP as the Auditors of the Company and to authorise the Directors to fix their remuneration.

(Resolution 5)

6. To transact any other ordinary business which may be properly transacted at an annual general meeting.

AS SPECIAL BUSINESS

To consider and if thought fit, to pass the following resolutions as Ordinary Resolutions, with or without any modifications:

7. **Authority to allot and issue shares under the Spackman Entertainment Group Limited Employee Share Option Scheme (the “ESOS”)**

THAT pursuant to Section 161 of the Companies Act 1967 of Singapore (the “**Act**”), approval be and is hereby given to the Directors of the Company to allot and issue from time to time such number of shares in the capital of the Company (“**Shares**”) pursuant to the exercise of options (“**Options**”) granted in accordance with the provisions of the ESOS, and, pursuant to the ESOS, to offer and grant Options from time to time in accordance with the provisions of the ESOS, provided always that the aggregate number of Shares to be allotted and issued pursuant to the ESOS, when added to the total number of Shares issued and issuable in respect of all the Options granted under the ESOS and all outstanding options or awards granted under such other share-based incentive schemes of the Company, shall not exceed 15% of the total number of issued Shares including treasury shares of the Company on the day preceding that date of the relevant grant of the Option.

[See Explanatory Note (c)]

(Resolution 6)

8. The Proposed Renewal of the Share Buy Back Mandate:

THAT

(a) for the purposes of Sections 76C and 76E of the Act, the Directors of the Company be and are hereby authorised to exercise all the powers of the Company to purchase or otherwise acquire Shares not exceeding in aggregate the Prescribed Limit (as hereinafter defined), at such price(s) as may be determined by the Directors of the Company from time to time up to the Maximum Price (as hereinafter defined), whether by way of:

- (i) market purchases (each a "**Market Purchase**") on the SGX-ST; and/or
- (ii) off-market purchases (each an "**Off-Market Purchase**") effected otherwise than on the SGX-ST in accordance with any equal access schemes as may be determined or formulated by the Directors of the Company as they consider fit, which schemes shall satisfy all the conditions prescribed by the Act,

and otherwise in accordance with all other laws and regulations, including but not limited to, the Company's Constitution, the provisions of the Act and the Catalist Rules as may for the time being be applicable (the "**Share Buy Back Mandate**");

(b) any Share that is purchased or otherwise acquired by the Company pursuant to the Share Buy Back Mandate shall, at the discretion of the Directors of the Company, either be cancelled or held in treasury and dealt with in accordance with the Act;

(c) unless varied or revoked by the Company in general meeting, the authority conferred on the Directors of the Company pursuant to the Share Buy Back Mandate may be exercised by the Directors at any time and from time to time during the period commencing from the passing of this Resolution and expiring on the earlier of:

- (i) the conclusion of the next AGM or the date by which such AGM is required by law to be held;
- (ii) the date on which the buy-back of the shares is carried out to the full extent mandated; or
- (iii) the date on which the authority conferred in the Share Buy Back Mandate is varied or revoked by the shareholders in a general meeting;

(d) for purposes of this Resolution:

"**Prescribed Limit**" means 10% of the issued ordinary share capital of the Company (excluding any treasury shares and subsidiary holdings) as at the date of passing of this Resolution unless the Company has effected a reduction of the share capital of the Company in accordance with the applicable provisions of the Act, at any time during the Relevant Period, in which event the issued ordinary share capital of the Company shall be taken to be the amount of the issued ordinary share capital of the Company as altered (excluding any treasury shares and subsidiary holdings that may be held by the Company from time to time);

"**Relevant Period**" means the period commencing from the date of passing of this Resolution and expiring on the date the next AGM is held or is required by law to be held, the date on which the buy-back of the Shares are carried out to the full extent mandated, or the date the said mandate is revoked or varied by the Shareholders of the Company in a general meeting, whichever is the earliest; and

"**Maximum Price**" in relation to a Share to be purchased, means an amount (excluding brokerage, commission, stamp duties, applicable goods and services tax, clearance fees and other related expenses) not exceeding:

- (i) in the case of a Market Purchase, 105% of the Average Closing Price; and

NOTICE OF ANNUAL GENERAL MEETING

- (ii) in the case of an Off-Market Purchase, 120% of the Average Closing Price, where:
 - (iii) **“Average Closing Price”** means the average of the closing market prices of a Share over the last five (5) market days, on which transactions in the Shares were recorded, preceding the day of the Market Purchase by the Company or, as the case may be, the day of the making of the offer pursuant to the Off-Market Purchase, and deemed to be adjusted for any corporate action that occurs after the relevant five (5)-day period;
 - (iv) **“day of the making of the offer”** means the day on which the Company announces its intention to make an offer for the purchase of Shares from shareholders of the Company stating the purchase price (which shall not be more than the Maximum Price calculated on the foregoing basis) for each Share and the relevant terms of the equal access scheme for effecting the Off-Market Purchase; and
 - (v) **“market day”** means a day on which the SGX-ST is open for trading in securities; and
- (e) any of the Directors of the Company be and are hereby authorised to complete and do all such acts and things (including without limitation, to execute all such documents as may be required and to approve any amendments, alterations or modifications to any documents), as they or he may consider desirable, expedient or necessary to give effect to the transactions contemplated by this Resolution.

[See Explanatory Note (d)]

(Resolution 7)

By Order of the Board

Mr Anthony Wong Wei Kit
Independent Non-Executive Chairman
Singapore
14 April 2022

Explanatory Notes:

- (a) Information on Mr Anthony Wong can be found on page 24 and pages 66-70 of the annual report.
- (b) Information on Mr Ng be found on page 25 and pages 66-70 of the annual report.
- (c) The Resolution 6 in item 7, if passed, will authorise the Directors of the Company, effective until the conclusion of the next annual general meeting of the Company, or the date by which the next annual general meeting of the Company is required by law to be held or such authority is varied or revoked by the Company in a general meeting, whichever is the earlier, to offer and grant options in accordance with the provisions of the ESOS and to allot and issue new shares in the Company pursuant to the exercise of any Options already granted and accepted under the ESOS and such other share-based incentive schemes of the Company up to a number not exceeding fifteen per cent. (15%) of the total number of issued shares (including treasury shares) in the capital of the Company on the day preceding that date of the relevant grant. The ESOS was approved by the shareholders of the Company on 20 June 2014.
- (d) The Resolution 7 in item 8, if passed, will authorise the Directors of the Company, from the date of the annual general meeting until the next annual general meeting or the date by which the next annual general meeting of the Company is required by law to be held or when varied or revoked by the Company in general meeting, whichever is earlier, to purchase or acquire up to ten per cent. (10%) of the total number of issued Shares (excluding treasury shares and subsidiary holdings), at prices up to but not exceeding the Maximum Price (as defined above), as at the date of the passing of this Resolution 7. Details of the proposed renewal of the Share Buy Back Mandate are set out in the Appendix accompanying this annual report.

MEASURES TO MINIMISE RISK OF COMMUNITY SPREAD OF COVID-19**Alternative arrangements to hold general meetings**

1. The Annual General Meeting (“**AGM**”) of the Company will be held by way of electronic means pursuant to the COVID-19 (Temporary Measures) (Alternative Arrangements for Meetings for Companies, Variable Capital Companies, Business Trusts, Unit Trusts and Debenture Holders) Order 2020 and shareholders will NOT be allowed to attend the AGM in person. Printed copies of this Notice will NOT be sent to members. This Notice will be available to members by electronic means via publication on the Company’s corporate website www.spackmanentertainmentgroup.com and on the SGXNet.
2. Alternative arrangements are instead put in place to allow shareholders to participate in the AGM by: (a) observing and listening to the AGM proceedings via a live streaming. Shareholders who wish to participate as such will have to pre-register in the manner outlined in paragraphs 3 and 4 below; (b) voting by proxy at the AGM in the manner outlined in paragraphs 7 to 10 below; and (c) submitting questions prior to the date of the AGM in the manner outlined in paragraphs 11 to 15 below.

Participate in the AGM via live streaming

3. All shareholders or their corporate representatives (in the case of corporate shareholders) will be able to observe and listen to the AGM proceedings through a live streaming via their mobile phones, tablets or computers upon pre-registration. To do so, they will need to complete the attached pre-registration form and email the signed and completed pre-registration form to the email address provided by the Company for verification of their status as shareholders (or the corporate representatives of such shareholders). All completed pre-registration forms must be received by the Company no later than 5.00 p.m. on 22 April 2022.

Email address: info@spackmanentertainment.com

4. Upon successful pre-registration, each such shareholder or its corporate representative will receive an email by 28 April 2022. The email will contain a link to access the live streaming of the AGM proceedings, together with the relevant log in details and instructions. Shareholders (or corporate representatives) who do not receive an email by 28 April 2022, but have pre-registered in accordance with paragraph 3 above should email the Company at info@spackmanentertainment.com.
5. Shareholders are reminded that the AGM proceedings are private. Instructions on access to the live streaming of the AGM proceedings should therefore not be shared with anyone who is not a shareholder of the Company or otherwise not authorised to attend the AGM. Recording of the live streaming in whatever form is also strictly prohibited.
6. Shareholders will not be able to vote through the live streaming and can only vote with their proxy forms which are required to be submitted in advance.

Voting by proxy

7. The only way for Shareholders to exercise their voting rights at the AGM is via proxy voting. Shareholders would have to submit the attached proxy form to the Company in accordance with the instructions set out in such proxy form and appoint “Chairman of the Meeting” as their proxy. All votes in the AGM will be taken on a poll.
8. Shareholders (whether individuals or corporates) appointing the “Chairman of the Meeting” as proxy must give specific instructions as to his/her/its manner of voting, or abstentions from voting, in the proxy form, failing which the appointment and votes will be treated as invalid.

NOTICE OF ANNUAL GENERAL MEETING

9. The proxy form must be received by the Company's share registrar no later than 3:00 p.m. on 27 April 2022 (being 48 hours before the time appointed for the AGM) by submitting the proxy form to the following:

**Mailing address: Spackman Entertainment Group Limited
C/o Tricor Barbinder Share Registration Services
80 Robinson Road #11-02, Singapore 068898**

or

Email address: sg.is.proxy@sg.tricorglobal.com

10. Shareholders who hold their shares through relevant intermediaries and who wish to exercise their votes by appointing the "Chairman of the Meeting" as proxy should approach their respective relevant intermediaries (including their respective CPF Agent Banks or SRS Approved Banks) to submit their voting instructions at least seven (7) working days prior to the date of the AGM.

Submission of questions prior to AGM

11. Shareholders may submit in advance any questions they wish for the Company to consider addressing during the live streaming of the AGM proceedings by emailing such questions to info@spackmanentertainment.com.
12. All questions must be received by the Company no later than 5.00 p.m. on 18 April 2022. Shareholders are also reminded to provide their full names and identification numbers when writing in, along with their email addresses and mobile contact numbers.
13. Please note that shareholders will not be able to ask questions at the AGM and accordingly, it is important for shareholders to submit their questions by the deadline in paragraph 12.
14. Due to the time limit of the AGM, the Company's Board of Directors shall only address substantial and relevant questions (as may be determined by the Company in its sole discretion) received from shareholders by 24 April 2022, at least 48 hours before the lodgement of proxy forms.
15. The Company will publish the minutes of the AGM on SGXNet and the Company's website within one month after the date of AGM, including responses from the Board and Management in relation to substantial and relevant questions from shareholders relating to the resolutions to be tabled for approval at the AGM, if any.

Notes:

- (1) A member of the Company who is entitled to attend and vote at the AGM is entitled to appoint the "Chairman of the Meeting" as a proxy to vote in his/her stead.
- (2) The instrument appointing the "Chairman of the Meeting" as proxy must be duly sent to the Company's share registrar's office by mail or email (see paragraph 9 above for the address and email address) not less than forty-eight (48) hours before the time appointed for holding the AGM of the Company.

PERSONAL DATA PRIVACY

By (a) submitting the pre-registration form in accordance with paragraph 3 and 4 of section “Measures to Minimise Risk of Community Spread of COVID-19” (the “**COVID-19 Notice**”) above, or (b) submitting an instrument appointing the “Chairman of the Meeting” as proxy to vote at the AGM and/or any adjournment thereof in accordance with paragraphs 7 to 10 of the COVID-19 Notice or (c) submitting any question prior to the AGM in accordance with paragraphs 11 to 15 of the COVID-19 Notice above, a member of the Company consents to the collection, use and disclosure of the member’s personal data by the Company (or its agents or service providers) for the purposes of:

- (i) the processing and administration by the Company (or its agents or service providers) of proxy forms appointing the “Chairman of the Meeting” as proxy for the AGM (including any adjournment thereof);
- (ii) processing the pre-registration forms for purposes of granting access to members (or their corporate representatives in the case of members who are corporate entities) to view the live streaming of the AGM proceedings and providing viewers with any technical assistance where necessary;
- (iii) addressing selected questions from members received before the AGM and if necessary, following up with the relevant members in relation to such questions;
- (iv) the preparation and compilation of the attendance lists, minutes and other documents relating to the AGM (including any adjournment thereof); and
- (v) enabling the Company (or its agents or service providers) to comply with any applicable laws, listing rules, regulations and/or guidelines.

The Company will continue to comply with precautionary measures recommended and imposed by the authorities and will make further announcement should there be further changes to the AGM arrangements.

*This notice has been prepared by the Company and its contents have been reviewed by the Company’s sponsor, RHT Capital Pte. Ltd. (the “**Sponsor**”), for compliance with the Singapore Exchange Securities Trading Limited (the “**SGX-ST**”) Listing Manual Section B: Rules of Catalyst.*

This notice has not been examined or approved by the SGX-ST and the SGX-ST assumes no responsibility for the contents of this announcement including the accuracy, completeness or correctness of any of the information, statements or opinions made or reports contained in this notice.

The contact person for the Sponsor is Mr. Mah How Soon, Registered Professional, at 6 Raffles Quay #24-02, Singapore 048580, sponsor@rhtgoc.com.

spackmanentertainmentgroup

(Company Registration No.: 201401201N)
(Incorporated in the Republic of Singapore on 10 January 2014)

16 Collyer Quay, #17-00 Singapore 049318
www.spackmanentertainmentgroup.com