

DIDACTIC MUSIC COLLECTION

GENERAL EDITOR: MIGUEL SERDOURA

A METHOD FOR THE RENAISSANCE LUTE

WITH A SUPPLEMENT FOR THE ARCHLUTE


PETER CROTON

EDITED BY
ROGER HARMON




ITALIAN & FRENCH TABLATURE

LLDE0021



CONTENTS

Acknowledgements	III
To the Reader	VIII
Introduction	IX
I. BACKGROUND MATERIAL	
1. Historically inspired performance	
1.1 The Improvisatory Tradition	1
1.2 Instruments, repertoire and tablatures	2
1.3 Rhetoric as a guiding principle	11
1.4 Consonance and dissonance	16
1.5 Phrasing, articulation, punctuation, emphasis	16
1.6 Rhythmic inequality	19
1.7 Tempo modification	25
1.8 Passagework	26
II. INTRODUCTION TO ANATOMY & BIOMECHANICS	
2. An exploration of movement	
2.1 General considerations	30
2.2 Bones and joints	32
2.3 Muscles	40
III. PREPARING TO PLAY	
3. Practicing, making the difficult feel easy	
3.1 Mental imagery and processing	45
3.2 The brain	46
3.3 Motor performance and learning	47
3.4 Mental training	48
3.5 Repetition and ‘muscle memory’	49
3.6 Tactus & Time	51
3.7 The present moment	51
3.8 Breathing	52
4. Body warm-ups	53



IV. THE RENAISSANCE LUTE

5. Tuning & holding the lute, right-hand exercises

5.1	Fretting, tuning and stringing the lute	58
5.2	Observing the right hand	59
5.3	Holding the lute	60
5.4	Single voice play: right hand only	63

6. Left-hand exercises & pieces

6.1	Single voice play: left hand only	77
6.2	Right and left-hand together	82
6.3	Melodic fragments	85
6.4	Complete melodies	88
6.5	Practice routine	102
6.6	Velocity training	102
6.7	Body movement while playing	103
6.8	Mode	103
6.9	Melodies in Italian Tablature	105
6.10	The Gamut	109

7. ‘Graces of play’


7.1	General	116
7.2	The Appoggiatura	118
7.3	The Mordent	118
7.4	The Trill	119
7.5	The Turn	121
7.6	The Double Fall or Slide	121
7.7	The Tut	121
7.8	The Arpeggio	121
7.9	Vibrato	121
7.10	Grace notes and signs used in this book	123
7.11	Practical application of graces	125

8. Two-voice music

8.1	General	127
8.2	Thumb technique 1: with arm movement	127
8.3	Thumb technique 2: without arm movement	133
8.4	Two-voice music with open basses	136
8.5	Two-voice music with fingered basses	141
8.6	Advanced two-voice play and counterpoint	147

9. Advanced shifting

9.1	Exercises for shifting	158
9.2	Pieces with shifts	160



10. Multi-voice music	
10.1 General remarks	164
10.2 Three-voice exercises	164
10.3 Pieces that include three-voices	169
10.4 Bass courses with rest-stroke	177
10.5 Four-voice exercises	178
10.6 Playing chords of more than four voices	181
10.7 Bar chords	182
10.8 Typical lute chords	184
10.9 Multi-voice music	185
11. English pieces in facsimile	211
12. The 10-course lute	
12.1 Right-hand technique in transition	222
12.2 Modern times	224
12.3 Exercises	225
12.4 Music by Robert Ballard	232
12.5 Music by Nicolas Vallet	234
12.6 The new Italian style and music by Giovanni Kapsperger	237
V. SUPPLEMENT	
13. The archlute	
13.1 Exercises and chords	242
13.2 Music by Pietro Paulo Melii <i>con discrezione</i>	244
13.3 Music by Alessandro Piccinini	248
13.4 Music by Giovanni Zamboni	251
Coda	254
Addenda	
Graceful Passion, the Tao of sprezzatura	254
Original language quotations	261
Bibliography	266
Publishers of lute music	275
Selected lute composers	276
Author biography	278
Le Luth Doré Urtext Editions	281