



 **continued on next page** 

Here Comes the Strum - a collection of songs for ukulele

		Album (US)	SBS Book	
B-63a	From Me to You	(1963)	Book 3 #5	r
B-63b *	Please Please Me	(1963)	(2 pages)	
B-64a	I Want to Hold Your Hand	Meet the Beatles (1964)	Book 2 #38	
B-64b	I Saw Her Standing There	Meet the Beatles (1964)		r
B-64c	All my Loving	Meet the Beatles (1964)		
B-64d	And I Love Her	A Hard Day's Night (1964)		
B-64e	Things We Said Today	Something New (1964)	Book 3 #42	r
B-64f	I'll Follow the Sun	Beatles '65 (1964)	Book 3 #3	r
B-64g	I Feel Fine	Beatles '65 (1964)		r
B-64h	Love Me Do	Introducing the Beatles (1964)		r
B-64i	I'm Happy Just to Dance with You	A Hard Day's Night (1964)	(2 pages)	
B-64j	She Loves You	The Beatles Second Album (1964)	(2 pages)	r
B-64k	P. S. I Love You	Introducing the Beatles (1964)		r
B-64l *	Do You Want to Know a Secret	Introducing the Beatles (1964)		
B-64m*	Twist and Shout	Introducing the Beatles (1964)	(2 pages)	r
B-64n *	A Hard Day's Night	A Hard Day's Night (1964)		r
B-64o *	Can't Buy Me Love	A Hard Day's Night (1964)		r
B-64p *	I Should Have Know Better	A Hard Day's Night (1964)		r
B-64q *	If I Fell	A Hard Day's Night (1964)		r
B-64r *	Tell Me Why	A Hard Day's Night (1964)	(2 pages)	r

* added in December 2020

r same key as original recording

January 2021

Here Comes the Strum - a collection of songs for ukulele

B-64s *	She's a Woman	Beatles '65 (1964)		r
B-65a	Eight Days a week	Beatles VI (1965)		
B-65b	You've Got to Hide Your Love Away	Help! (1965)		r
B-65c	Norwegian Wood	Rubber Soul (1965)		
B-65d	In My Life	Rubber Soul (1965)	Book 2 #50	
B-65e	We Can Work It Out	Yesterday and Today (1966)		r
B-65f *	You're Gonna Lose that Girl	Help! (1965)	(2 pages)	r
B-65g *	Day Tripper	Rubber Soul (1965)	(2 pages)	r
B-65h *	Help	Help! (1965)		r
B-65i *	I've Just Seen a Face	Rubber Soul (1965)		r
B-65j *	Michelle	Rubber Soul (1965)	(2 pages)	r
B-65k *	It's Only Love	Rubber Soul (1965)		r
B-66a	Here There and Everywhere	Revolver (1966)		r
B-66b	Yellow Submarine	Revolver (1966)		
B-66c	Got to Get You Into My Life	Revolver (1966)		r
B-66d	For No One	Revolver (1966)		
B-66e *	Eleanor Rigby	Revolver (1966)		r
B-66f *	Drive My Car	Yesterday and Today (1966)		r
B-66g *	Good Day Sunshine	Revolver (1966)		r
B-67a	With A Little Help from My Friends	Sgt Pepper's Lonely Hearts Club Band (1967)	(2 pages)	
B-67b	When I'm Sixty Four	Sgt Pepper's Lonely Hearts Club Band (1967)	Book 1 #111	

* added in December 2020

r same key as original recording

January 2021

Here Comes the Strum - a collection of songs for ukulele

B-67c	Penny Lane	Magical Mystery Tour (1967)	(2 pages)	
B-67d	Hello Goodbye	Magical Mystery Tour (1967)		r
B-67e *	Strawberry Fields Forever	Magical Mystery Tour (1967)		
B-68a	I Will	White Album (1968)		
B-68b	Obladi, Oblada	White Album (1968)	Book 1 #129	
B-68c	All Together Now	Yellow Submarine (1969)		r
B-68d	Lady Madonna	(1968)	(2 pages)	r
B-68e	Hey Jude	(1968)	(2 pages)	
B-68f *	Good Night	White Album (1968)		r
B-69a	Something	Abbey Road (1969)		r
B-69b	Octopus's garden	Abbey Road (1969)		
B-69c	Here Comes the Sun	Abbey Road (1969)	(2 pages)	
B-69d	Golden Slumbers	Abbey Road (1969)		r
B-69e *	Come Together	Abbey Road (1969)	(2 pages)	r
B-70a	Across the Universe	Let It Be (1970)	(2 pages)	
B-70b	Let it be	Let It Be (1970)	(2 pages)	r
B-70c *	The Long and Winding Road	Let It Be (1970)		
B-71a	Imagine	(1971)	Book 2 #14	r
B-71b	Happy Xmas (War is Over)	(1971)	(2 pages)	

* added in December 2020

r same key as original recording

January 2021










 **continued on next page** 

4/4 

FROM ME TO YOU

#B-63a

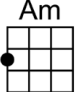
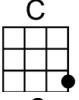
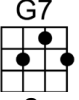
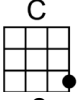
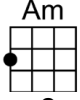
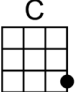
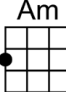
If there's anything that you want, if there's anything I can do, just call on me

4 4 4 3 - 1 4 2 2 2 2

and I'll send it along with love from me to you.

I've got everything that you want like a

2 2 2 2 2

heart that's oh so true, just call on me and I'll send it along with love from me to you.
















2 2 2

GENTS

LADIES

I've got arms that long to hold you & keep you by my side, I've got lips that long to kiss you &

*












2 2

TOGETHER

keep you satisfied. If there's anything that you want, if there's anything I can do, just call on me &





I'll send it along with love from me to you.

END: to you, to you..dada dadada dum dum da







TO *






2 2 1

4/4 

PLEASE PLEASE ME

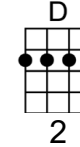
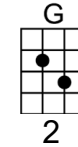
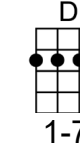
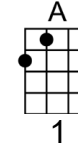
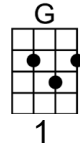
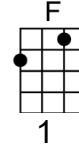
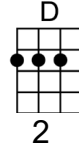
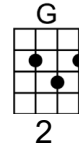
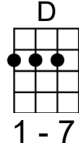
B-63b
PAGE 1 OF 2

INTRO: D (4) 4X

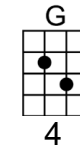
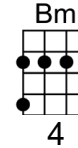
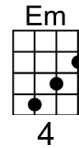
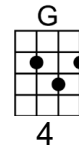
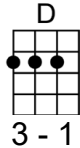
V1. Last night I said these words to my girl
V2. You don't need me to show the way Love

I know you never even try girl
Why do I always have to say love

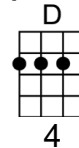
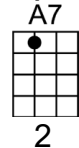
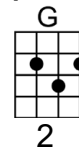
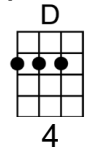
to
CHORUS

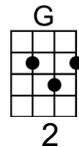
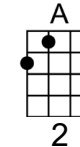


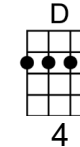
CHORUS: Come on (*come on*) come on (*come on*) come on (*come on*) come on (*come on*) Please,



please me, whoa yeah, like I please you

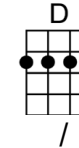
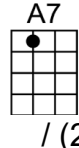
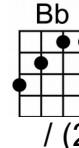
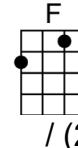
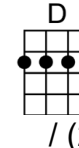
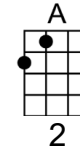
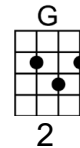
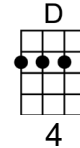
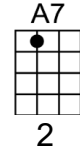
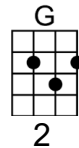



1)   to V2

2)  to BRIDGE
page 2

3) to END

END: Whoa yeah, like I please you, whoa yeah, like I please you

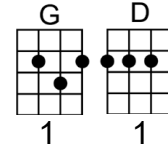
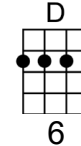
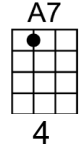
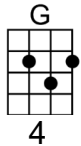


4/4 

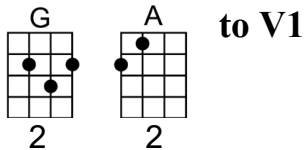
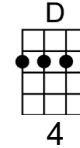
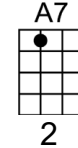
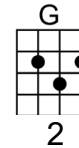
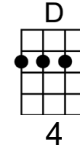
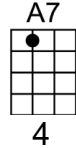
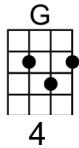
PLEASE PLEASE ME


B-63b
PAGE 2 OF 2

BRIDGE: I don't want to sound complaining but you know there's always rain in my heart (*In my heart*)



I do all the pleasing with you, It's so hard to reason with you, whoa yeah, why do you make me blue



4/4 

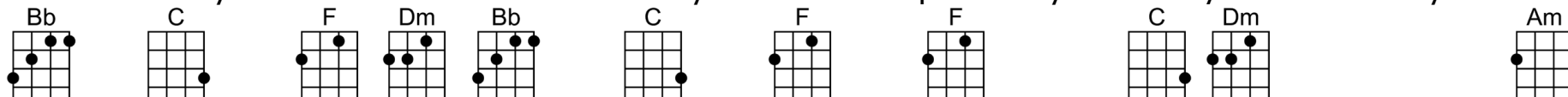
I WANT TO HOLD YOUR HAND

#B-64a

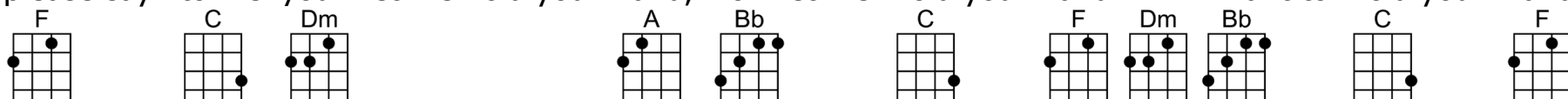
Oh yeah, I'll tell you something, I think you'll understand when I say that something, I want to hold your hand



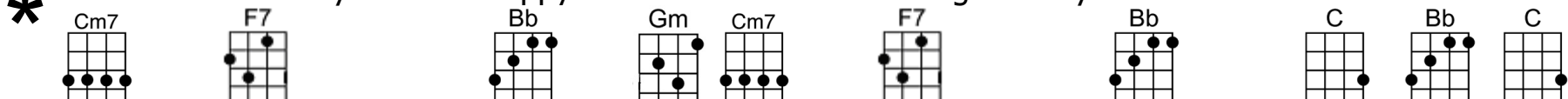
I want to hold your hand I want to hold your hand—oh please say to me you'll let me be your man--and



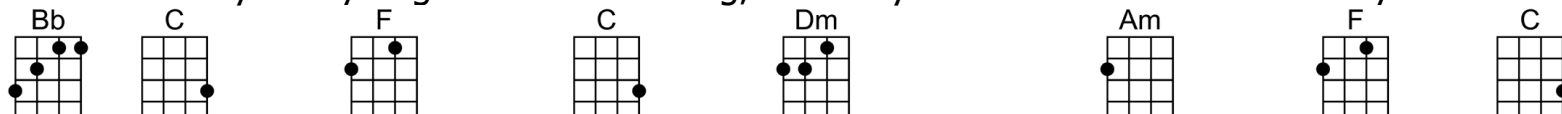
please say to me you'll let me hold your hand, now let me hold your hand I want to hold your hand.



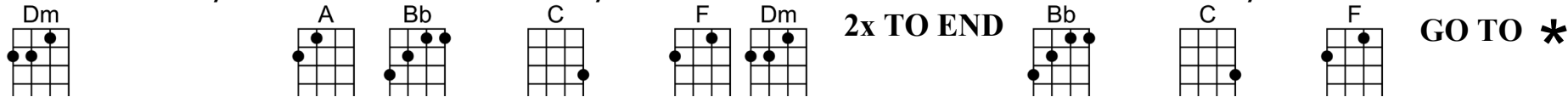
* And when I touch you I feel happy inside. It's such a feeling that my love---I can't hide-- I can't hide--



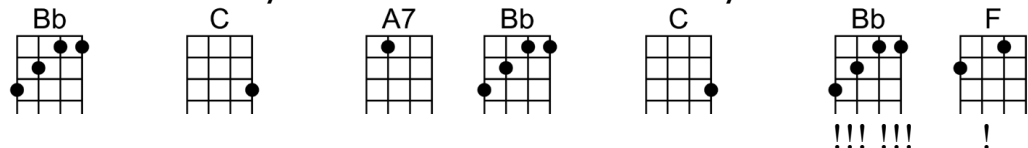
I can't hide--yeah you got that something, I think you'll understand when I say that something,




I want to hold your hand I want to hold your hand I want to hold your hand



END: I want to hold your hand I want to hold your hand



!!! !!! !

4/4 

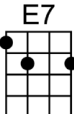
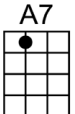
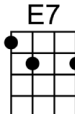
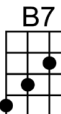
I SAW HER STANDING THERE

#B-64b

“1 2 3 4” E7(4) B7(4) E7(5)

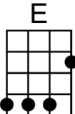
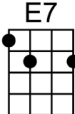
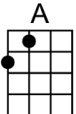
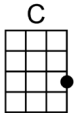
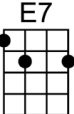
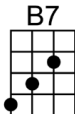
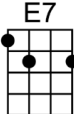
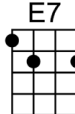
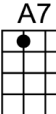
V1. Well she was just seventeen & you know what I mean. And the way she looked was way beyond compare.

V2. Well she looked at me, and I, I could see. That before too long I'd fall in love with her.

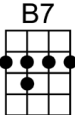
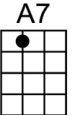
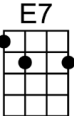
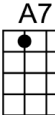
3  8  4  12  8

So how could I dance with another, woo, when I saw her standing there. to V2

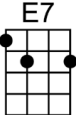
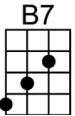
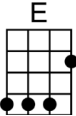
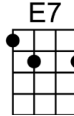
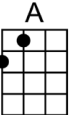
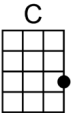
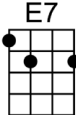
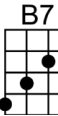
She wouldn't dance with another, woo, when I saw her standing there. Well my heart went boom when I

 4  4  4  4  4  4  4 *  4  24

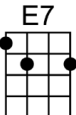
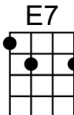
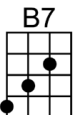
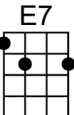
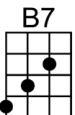
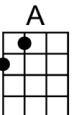
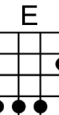
crossed that room, and I held her hand in mi-----ine. Well we danced through the night and we held each other

 8  8  8  4

tight and before too long I fell in love with her. Now I'll never dance with another, oh, since I saw her standing

 12  8  4  4  4  4  4  4

there. **END:** oh, since I saw her standing there. Yeah well since I saw her standing there.

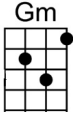
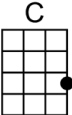
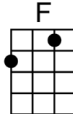
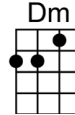
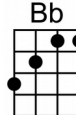
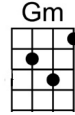
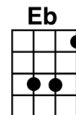
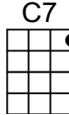
 4 **1x to ***  8  4  12  4  6  1

4/4 

ALL MY LOVING

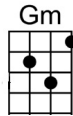
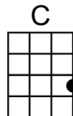
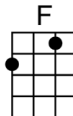
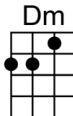
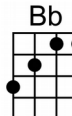
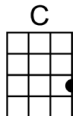
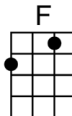
#B-64c

V1. Close your eyes and I'll kiss you. Tomorrow I'll miss you. Remember I'll always be true. And then
 V2. I'll pretend that I'm kissing the lips I am missing and hope that my dreams will come true. And then

N.C.        

2 4 4 4 4 4 4 4 2-2

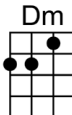
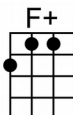
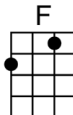
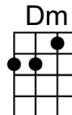
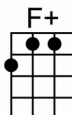
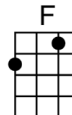
while I'm a-way, I'll write home every day, and I'll send all my loving to you.

4 4 4 4 4 4 6

(1) go to V2 (2, 3) go to Chorus

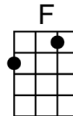
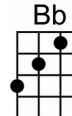
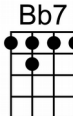
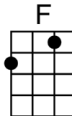
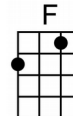
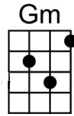
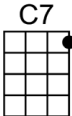
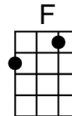
CHORUS: All my loving, I will send to you. All my loving, darling I'll be true.

N.C.    N.C.   

2 4 4 6 2 4 4 5

(1) go to Bridge (2) go to End

BRIDGE:
strum or solo

        N.C.

3 4 4 4 4 4 4 5 1

repeat V1



END: All my loving, all my loving, ooooh, all my loving, I will send to you.

N.C.    

3 8 8 8 7

4/4



AND I LOVE HER

#B-64d

Strum smoothly D-DU-UDU

VAMP:

Gm strum	Dm strum	Gm strum	Dm strum	Gm
1	0	1	0	1
1_0_3	1_0_1	1_0_3	1_0_1	1_0_3
0_2	0_2	0_2	0_2	0_2
0	2	0	2	0

V1. I give her all my love that's all I do And if you saw my love you'd love her too I love her → V2
 V2. She gives me everything and tender-ly The kiss my lover brings she brings to me & I love her → Bridge
 V3. Bright are the stars that shine Dark is the sky I know this love of mine will never die & I love her → Instr.

 Gm	 Dm	 Gm	 Dm	 Gm	 Dm	 Bb	 C	 F
3	4	4	4	4	4	4	4	8

BRIDGE: A love like ours could never die as long as I have you near me → V3

 Dm	 C	 Dm	 Am	 Dm	 Am	 C	 C7
2 - 2	4	4	4	4	4	4	4

INSTRUMENTAL:

Bright are the stars that shine

 Am	 Em	 Am	 Em	 Am	 Em	 C	 D	 G	 Am	 Em
4	4	4	4	4	4	4	4	8	4	4

Dark is the sky I know this love of mine will never die and I love her



 Am	 Em	 Am	 Em	 C	 D	 G	 Am	 Em	 Am	 E
4	4	4	4	4	4	8	8	8	8	1

4/4



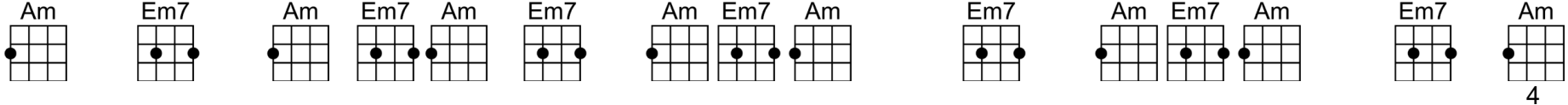
THINGS WE SAID TODAY

#B-64e

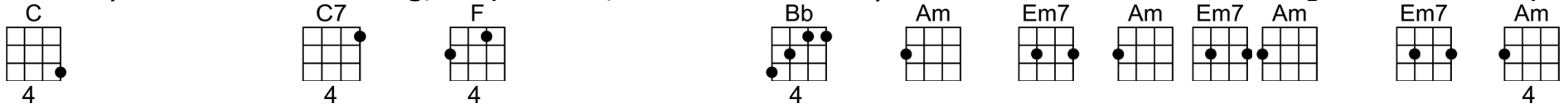
INTRO  (2)  (2) TWICE

V1. You say you will love me If I have to go. You'll be thinking of me, somehow I will know

V2. You say you'll be mine, girl, 'til the end of time. These days such a kind girl, seems so hard to find

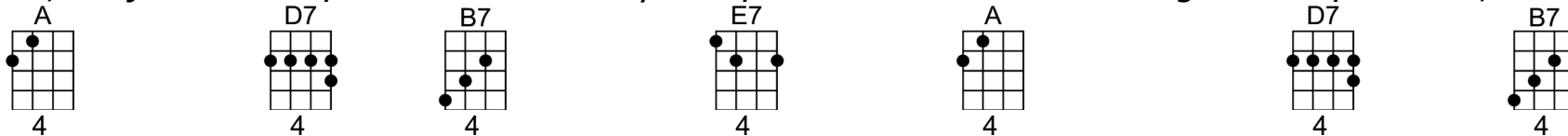


someday when I'm lonely, wishing you weren't so far away, then I will re-mem-ber things we said to-day ♪2
someday when we're dreaming, deep in love, not a lot to say then we will re-mem-ber things we said to-day.

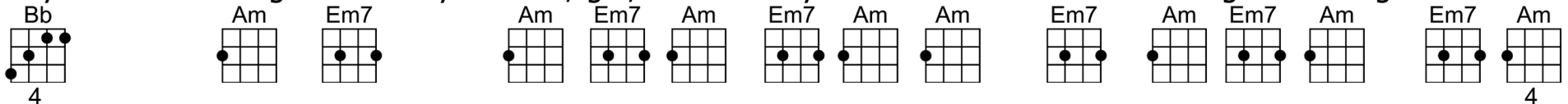


BRIDGE AND V3.

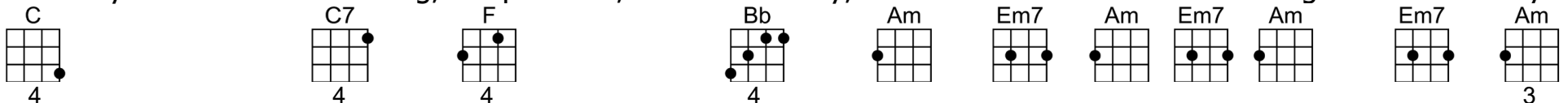
Me, I'm just the lucky kind. Love to hear you say that love is love. And though we may be blind, love is here to



stay & that's e-nough to make you mine, girl, be the only one. Love me all the time girl. We'll go on & on.



Someday when we're dreaming, deep in love, not a lot to say, then we will re-mem-ber things we said to-day.

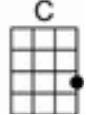
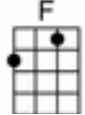
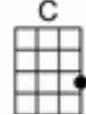
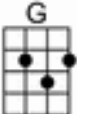
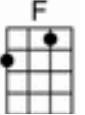
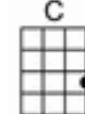
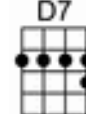
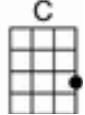
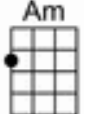
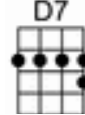
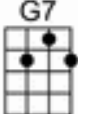
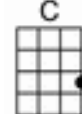


4/4 

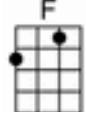
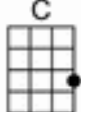
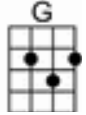
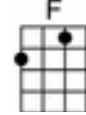
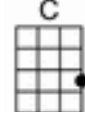
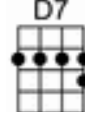
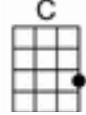
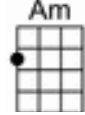
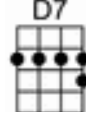
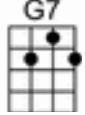
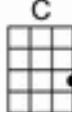
I'LL FOLLOW THE SUN

#B-64f

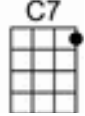
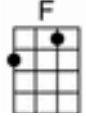

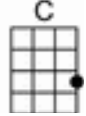
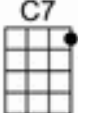
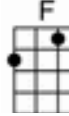
One day you'll look to see I've gone, for to-morrow may rain so I'll follow the sun.

 4
  2
  2
  4
  4
  4
  4
  2
  2
  2
  2
  4


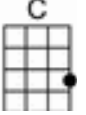
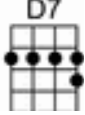
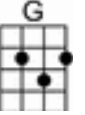

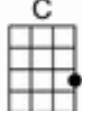
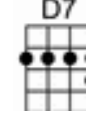
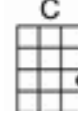
Some day you'll know I was the one, but to-morrow may rain so I'll follow the sun.

 2
  2
  4
  4
  4
  4
  2
  2
  2
  2
  4


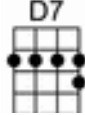
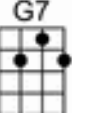
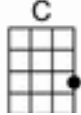
* And now the time has come and so my love I must go, and though I lose a friend

 1-3
  4
  4
  4
  1-3
  4

in the end you will know, o-o-oh, one day you'll find that I have gone, for to-morrow may

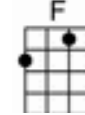
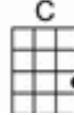
 4
  4
  4
  4
  4
  4
  4
  2


rain so I'll follow the sun.

 2
  2
  2
  4

GO TO *

END

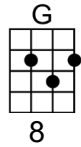
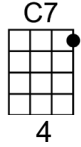
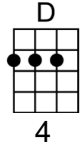
 2
  1

4/4 

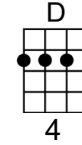
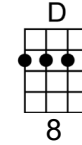
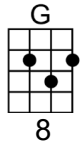
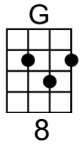
I FEEL FINE

#B-64g

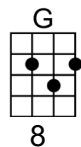
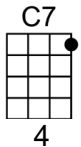
INTRO:



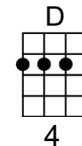
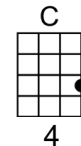
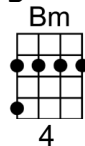
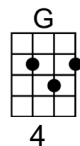
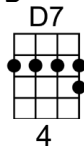
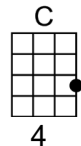
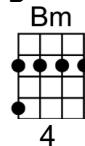
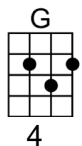
V1 Baby's good to me you know she's happy as can be you know she said so. I'm in love with
 V2 Baby says she's mine you know she tells me all the time you know she said so. I'm in love with
 V3 Baby buys her things you know he buys her diamond rings you know she said so. She's in love with



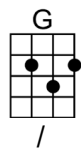
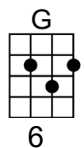
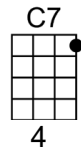
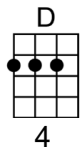
V1 her and I feel fine. to V2
 V2 her and I feel fine. to BRIDGE
 V3 me and I feel fine. 1x to V2 + BRIDGE, 2x to END




BRIDGE: I'm so glad that she's my little girl. She's so glad she's telling all the world that her to V3



END: She's in love with me and I feel fine

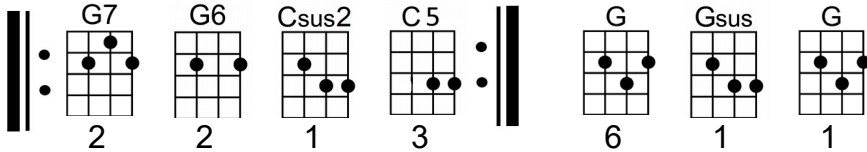


4/4 

LOVE ME DO

#B-64h

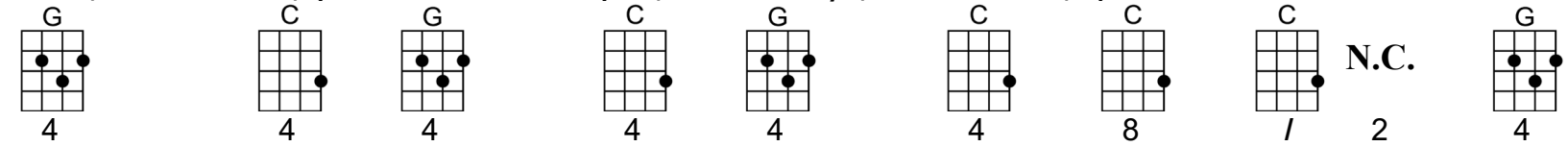
INTRO:

3X 

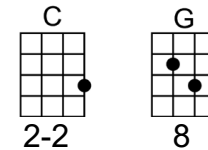
Simple Intro: 3x [G(4) C(4)] G(8)

VERSE:

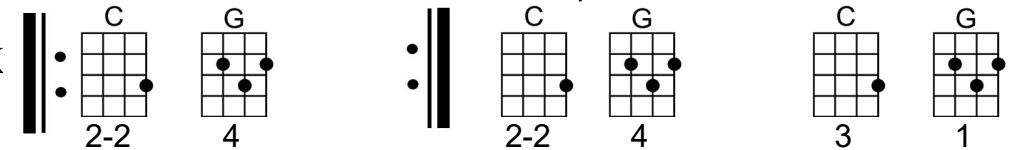
Love, love me do, you know I love you, I'll al-ways, be true so, please--- love me do



Wo-oh Love Me Do (1,2) to Bridge
3) to Bridge [harmonica solo]
4) to END




END: Wo-oh Love Me Do Yeah, Love Me Do (slow)

2X 


BRIDGE:

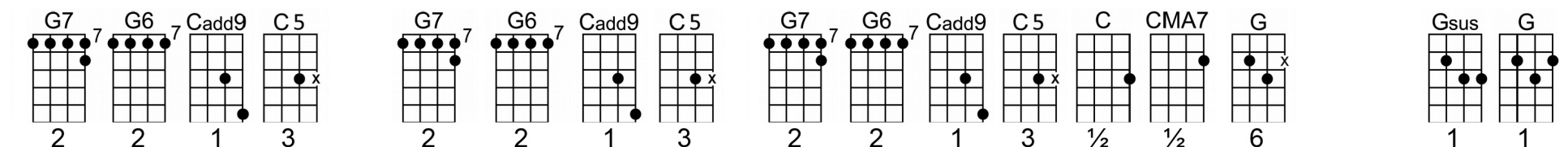
Someone to love, somebody new, someone to love, someone like you



repeat VERSE







Alternate Intro:





I'M HAPPY JUST TO DANCE WITH YOU

INTRO:

4 2 2 4 2 2




Before this dance is through I think I'll love you too. I'm so














4 2 2

happy when you dance with me.







2 2 2

V1 I don't want to kiss or hold your hand. If it's funny, try and understand. There is
 V2 I don't need to hug or hold you tight. I just wanna dance with you all night. In this

1-1 2 2 2 1-1 2 2 2 1-1

really nothing else I'd rather do 'cause I'm happy just to dance with you.
 world there's nothing I would rather do 'cause I'm happy just to dance with you.
















4 2 2 2 2 2






(1) to V2
 (2) to CHORUS (page 2)

I'M HAPPY JUST TO DANCE WITH YOU

CHORUS: Just to dance with you is everything I need. Before this dance is through I think I'll

F  1 - 1	Dm  4	Gm  2	A7  1 - 1	Dm  4	Gm  2	A7  1 - 1	Dm  4
---	--	--	--	--	--	--	--










love you too. I'm so happy when you dance with me.

Gm  2	A7  2	Bb  2	C7  2	F  2
---	--	--	--	--






1x to V3
2x to V4

V3 If some-body tries to take my place. Let's pre-tend we just can't see his face. In this


V4 If some-body tries to take my place. Let's pre-tend we just can't see his face. In this












C7  1 - 1	F  2	Am7  2	Gm  2	C7  1 - 1	F  2	Am7  2	Gm  2	C7  1 - 1
--	---	---	--	--	---	---	--	--


world there's nothing I would rather do 'cause I'm happy just to dance with
world there's nothing I would rather do I dis-covered I'm in love with

Bb  4	F  2	Dm  2	Bb  2	C7  2
---	---	--	--	--

V3) you.

F  2	to CHORUS
---	------------------

V4) you. Dm  4	Oh--- Gm  2	Oh 'cause I'm happy just to A7  2	dance with you Bb  2	C7  2	Oh--- Dm  4	Oh, Gm  2	Oh, A7  2	Oh--- Gm  2	Oh, C7  2	Oh! F  1
---	---	---	--	--	---	---	---	---	---	--

4/4 

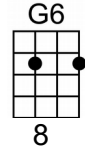
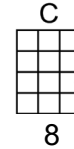
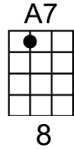
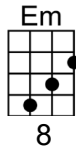
SHE LOVES YOU

#B-64j

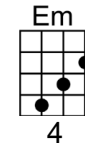
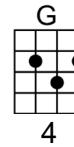
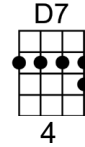
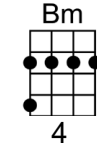
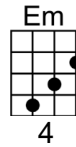
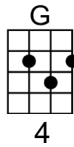
PAGE 1 OF 2

INTRO:

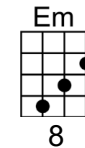
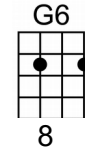
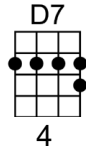
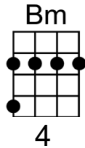
She loves you! Yeah! Yeah! Yeah! She loves you! Yeah! Yeah! Yeah! She loves you! Yeah! Yeah! Yeah! Yeah!



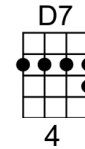
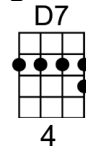
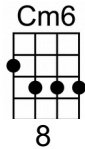
V1 You think you've lost your love. Well I saw her yester- day. It's you she's thinking of, and she
V2 She said you hurt her so she almost lost her mind. But now she says she knows, you're



V1 told me what to say. She says she loves you and you know that can't be bad. Yes she
V2 not the hurting kind. She says she loves you and you know that can't be bad. Yes she

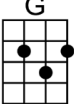
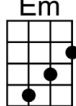
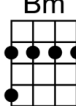
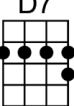
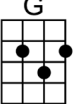
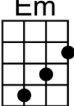
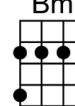
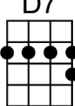


V1 loves you and you know you should be glad
V2 loves you and you know you should be glad Ouu! to V2
to CHORUS (page 2 *)

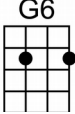
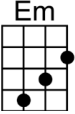
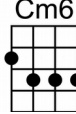
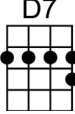
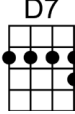


SHE LOVES YOU

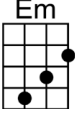
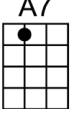
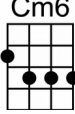
V3 You know it's up to you. I think it's only fair. Pride can hurt you too, a-pologize to her. Because she

 4
  4
  4
  4
  4
  4
  4
  4

V3 loves you & you know that can't be bad. Yes she loves you & you know you should be glad. Ouu!

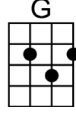
 8
  8
  8
  4
  4
 to **CHORUS**

* **CHORUS:** She loves you! Yeah! Yeah! Yeah! She loves you! Yeah! Yeah! Yeah! With a love like that you

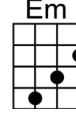
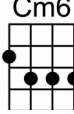
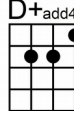
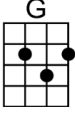
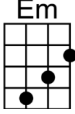
 8
  8
  1

know you should be glad.


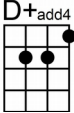
 1
  4

(1)  4 to V3

(2) With a love like that you know you should be glad, with a






 3 - 1
  1
  1
  4
  3 - 1


love like that you know you shou-ould be

 1
  1 (hold)

(slowing)

glad. Yeah! Yeah! Yeah!Yeah! Yeah! Yeah! Yeah! Yeah! Yeah! Yeah! Yeah!












(pause)  2
  6
  2 - 6
  2 - 6
  tremelo

4/4 

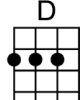
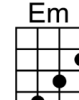
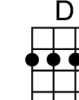
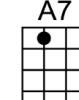
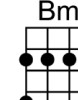
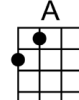
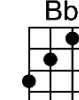
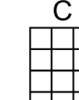
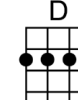
P.S. I LOVE YOU

#B-64k









INTRO: As I write this letter, send my love to you. Re-mem-ber that I'll always, be in love with you.

 2
  2
  4
  2
  2
  4
  2
  2
  6
  2
  4









V1 Treasure these few words till we're to-gether. Keep all my love for-ever. P.S. I love you, you, you, you.

 4
  4
  4
  4
  4
  4
  6
  2
  8
 (1)to V2
(2)to Ref.








V2 I'll be coming home again to you, love. Un-til the day I do, love P.S. I love you, you, you,


 4
  4
  4
  4
  4
  4
  6
  2
 (1) you to Ref.
 (2) to END

REFRAIN: As I write this letter, send my love to you. Re-mem-ber that I'll always, be in love with you.
 (backup lyrics 2nd time only) (oh) (you know I want you to) (yeah)

 4
  4
  4
  4
  4
  6
  2
  4
 (1)to V1
(2)to V2

END: you. You, you, you. I love you

 6
  1
  1
  6
  1
  1
  5

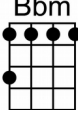
4/4 

DO YOU WANT TO KNOW A SECRET

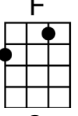
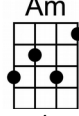
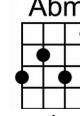
#B-641

INTRO:

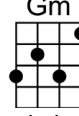
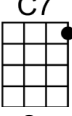
You'll never know how much I really love you. You'll never know how much I really care,

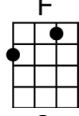
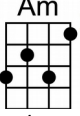
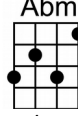
 1-3
  2
  2
  1-3
  2
  2
 N.C. 

VERSE: Listen,

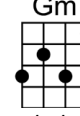
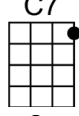
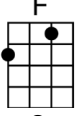
 2
  1
  1

do you want to know a secret?

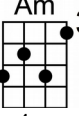
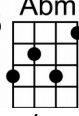
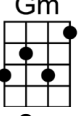
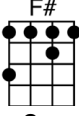
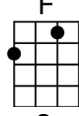
 1-1
  2

 2
  1
  1

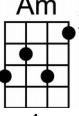
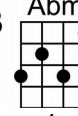
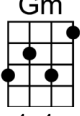
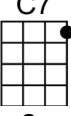
Do you promise not to tell?

 1-1
  2
  2

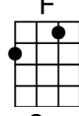
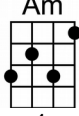
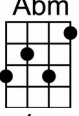
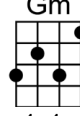
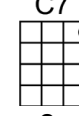
Wo__ wo__ closer

 1
  1
  2
  2
  2

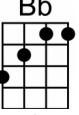
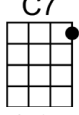
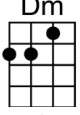
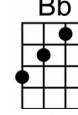
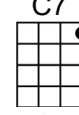
Let me whisper in your ear.

 1
  1
  1-1
  2

Say the words you long to

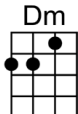
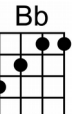
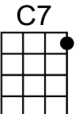
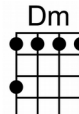
 2
  1
  1
  1-1
  2

hear. I'm in love with you, ooh

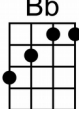
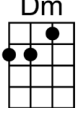
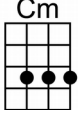
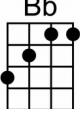
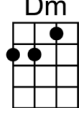
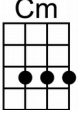
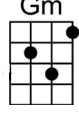
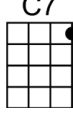
 4
  1-3
  4
  2
  2

1x repeat VERSE
2x to BRIDGE
3x to END


END:

Ooh-----
 3-1
  2
  2
  1

BRIDGE: I've known the secret for a week or two. Nobody knows, just we two

 4
  2
  2
  4
  2
  2
  4
  4

to VERSE

4/4 

TWIST AND SHOUT

(RUSSELL AND MEDLEY)

B-64m
PAGE 1 OF 2

INTRO: D(2) G(2) A7(4) 2x

CHORUS:

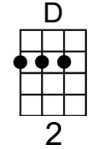
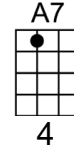
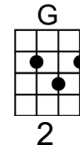
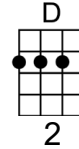
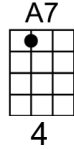
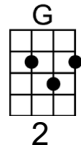
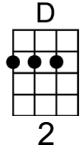
Shake it up, baby

Twist and Shout

Well, shake it up, baby now

Twist and Shout

C'mon c'mon, c'mon baby, now



Come on baby

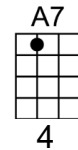
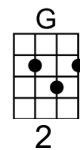
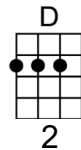
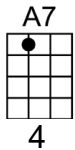
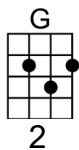
Work it on out, woo

Come on and work it on out

1) to V1

2) to V2 (page 2)

3) to V2 (page 2)



V1.

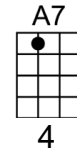
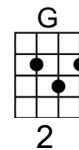
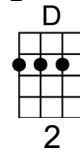
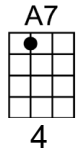
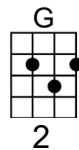
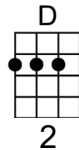
work it on out

Look so good

Well, work it on out

You know you look so good

You know you got me



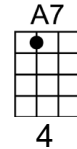
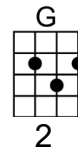
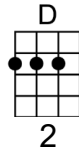
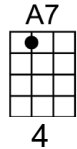
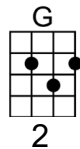
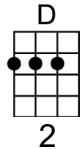
Got me goin'

Like I knew you would, woo

goin', now

Just like I knew you would

to CHORUS ↖



TWIST AND SHOUT


(RUSSELL AND MEDLEY)

V2.

Twist, little girl You know you twist little girl

Twist so fine You know you twist so fine


Come on and twist a little



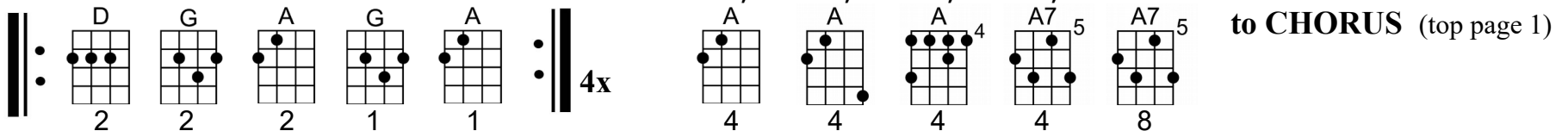
Twist a little closer closer, now

Let me know you're mine, woo And let me know that you're mine

1) to Interlude
2) to OUTRO



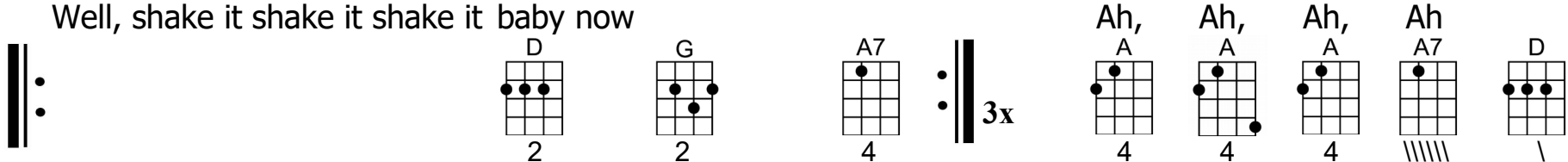
Interlude:




to CHORUS (top page 1)

OUTRO:

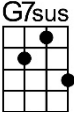
Shake it up, baby Well, shake it shake it shake it baby now



4/4 

A HARD DAY'S NIGHT

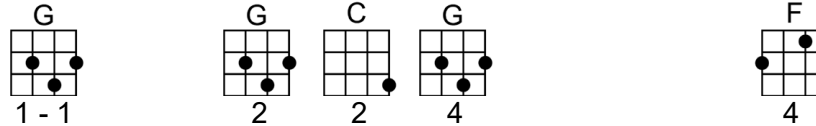
#B-64n

INTRO: 
/

V1. It's been a >>>>>>>>> Hard Day's Night and I've been working like a

V2. You know I work all day to get you money to buy you

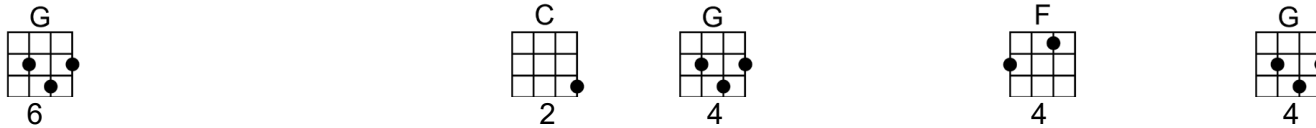
V3. *Instrumental to **



V1. dog. It's been a Hard Day's Night. I should be sleeping like a log but when I

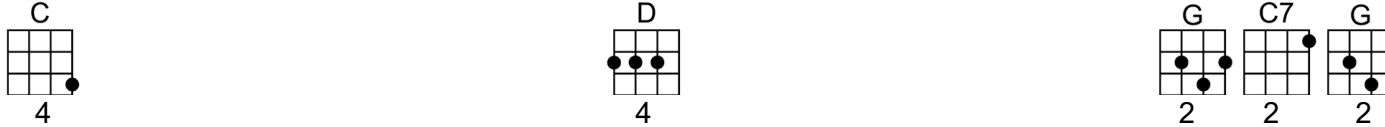
V2. things and it's worth it just to hear you say you're gonna give me ev'ry- thing so why on

V3. *Instrumental to ** * so why on

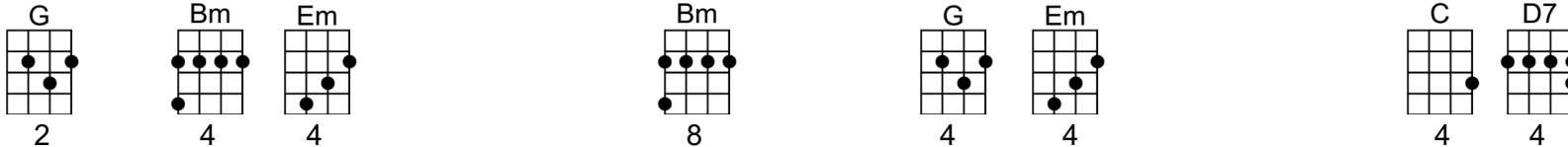


V1. get home to you I find the things that you do, will make me feel al- right 1x to V2, 2x to V3, 3x **OUTRO**

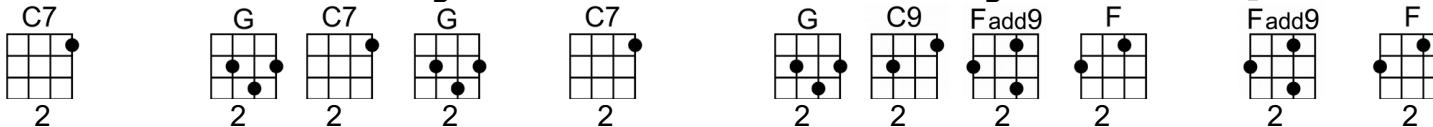
V2/3. earth should I moan; 'cause when I get you alone you know I feel o- kay **to BRIDGE**



BRIDGE: When I'm home ev'rything seems to be right, when I'm home feeling you holding me tight tight yeah >V1



OUTRO: You know I feel al- right You know I feel al- right [repeat and fade]



4/4 

CAN'T BUY ME LOVE

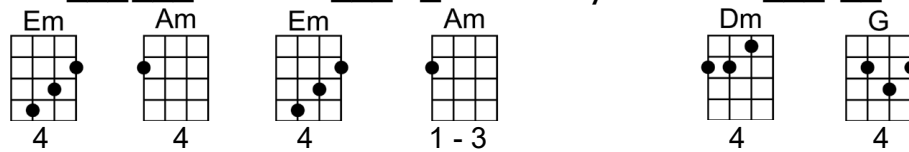
#B-64o

INTRO:

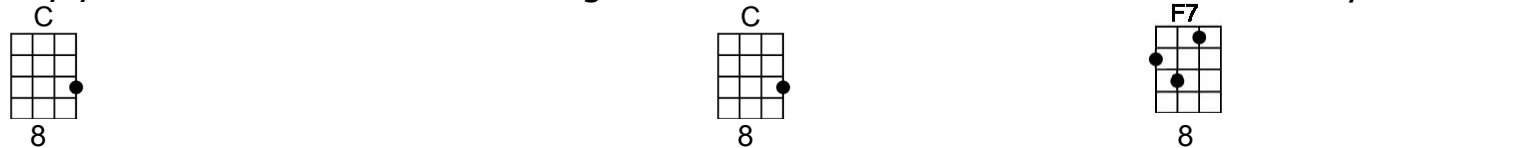
Can't buy me love _____ love _____ Can't buy me love _____

NC

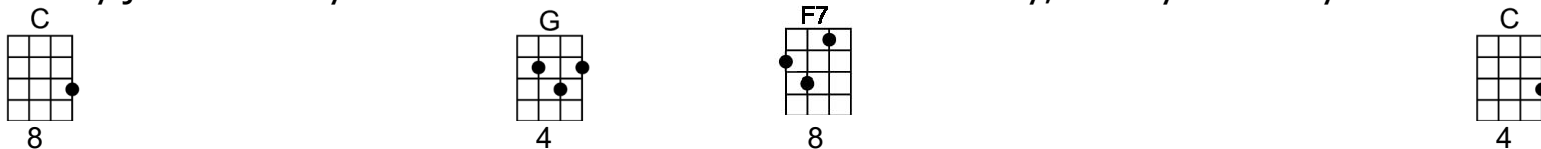
1 - 3



V1. I'll buy you a diamond ring my friend if it makes you feel alright I'll get you anything my friend if it
 V2. I'll give you all I've got to give if you say you love me too. I may not have a lot to give but what I've
 V3. Say you don't need no diamond rings and I'll be satisfied tell me that you want the kind of things that



makes you feel alright, 'cause I don't care too much for money for money can't buy me love 1) to V2
 got I'll give to you I don't care too much for money for money can't buy me love 2) to CHORUS
 money just can't buy I don't care too much for money, money can't buy me love 3) 1x * to



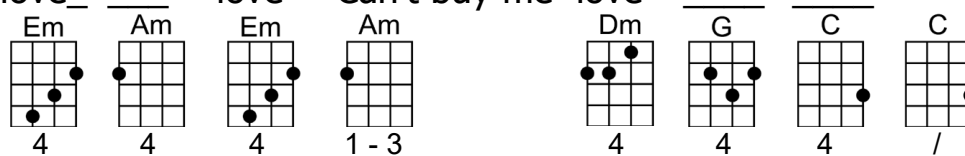
CHORUS
 2x to END

CHORUS: Can't buy me love _____ ev'rybody tells me so, can't buy me love _____ No no no No! 1x to V3
 2x to V3



END:

Can't buy me love _____ love _____ Can't buy me love _____



* George guitar solo: [scream] C(4) C(16) F(8) C(8) G(4) F(4) C(8) [to play along with recording]

I SHOULD HAVE KNOWN BETTER

INTRO: G(2) D(2) 4x

V1. I ___ ___ ___ should have known better with a girl like you. That I would love ev-ry
 V2. I ___ ___ ___ never real- ized what a kiss could be. This could only -----> *third line*
 V3. I ___ ___ ___ should have real- ized a lot of things be-fore. If this is love, you've got to

V1. thing that you do. And I do. Hey, hey, hey. And I do. Woh-wo >> to V2
 V3. give me more, give me more, hey, hey, hey, give me more >> Solo: play V1

chords only then to V2

V2. happen to me. Can't you see, can't you see? That when I tell you that I love you oh--


You're gonna say you love me too_ oh And when I ask you to be mi_ ine. You're gonna say you love me

too.

1) So_ oh to V3

2) OUTRO: You love me, too_ oo







Repeat 3x and fade

4/4 

IF I FELL









#B-64q

INTRO: If I fell in love with you would you promise to be true & help me understand? Cause I've been in love before












Ebm  / Ebm  / D  / Db  / Bbm  / Ebm  /

and I found that love was more than just holding hands.








END: two. If I fell in love with you.

D  / Em7  4 A7  4 to V1 | D  4 Gm  4 D  4 Gm  4 D  1

V1. If I give my heart to you, I must be sure from the ve- ry start that you would
 V2. If I trust in you, oh please don't run and hide if I love you too oh please don't
 V3. So I hope you see that I would love to love you and that she will cry when


D  2 Em  2 F#m  3 Fdim  1 Em7  4 A7  4 | D  2 Em  2 F#m  3 Fdim  1 Em7  4

V1. love me more than
 V2. hurt my pride like
 V3. she learns we are

1) her.  4 | D  4 Gm  2 A7  2 to V2 | 2) her.  4 to BRIDGE | 3) two.  4 to BRIDGE | 4) to END 

BRIDGE: Cause I couldn't stand the pain and I would be sad if our new love was in vain.

D7  4 G  4 Gm  8 | D  4 A7  4 to V3

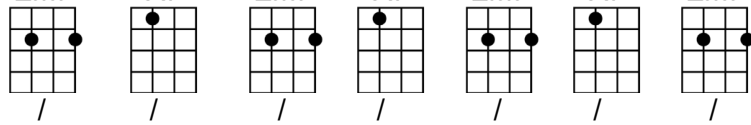
4/4 

TELL ME WHY

#B-64r
PAGE 1 OF 2

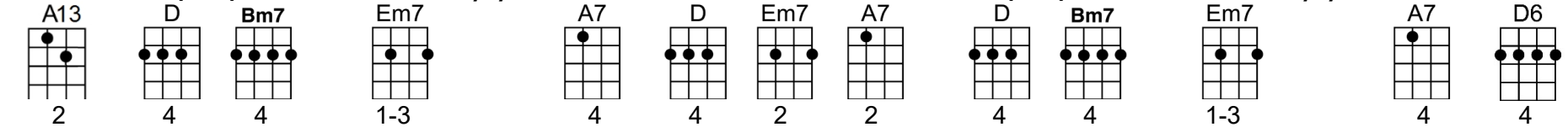
INTRO:

Em7 A7 Em7 A7 Em7 A7 Em7



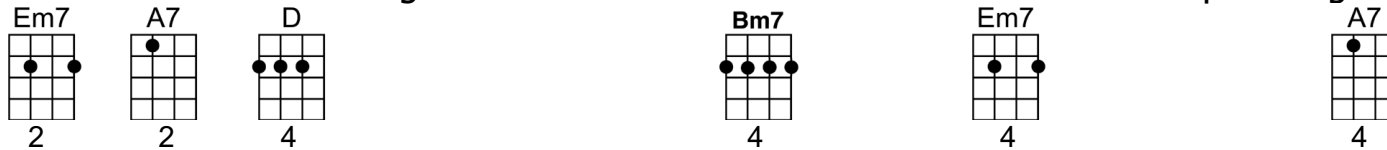
Tell me why you cried and why you lied to me. Tell me why you cried and why you lied to me.

A13 D Bm7 Em7 A7 D Em7 A7 D Bm7 Em7 A7 D6



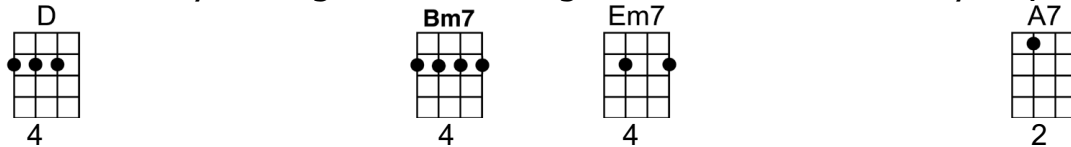
V1. Well, I gave you everything I had. But you left me sitting on my own. Did you
V2. If it's something that I've said or done? Tell me what and I'll apologize. If you

Em7 A7 D Bm7 Em7 A7



have to treat me oh so bad? All I do is hang my head and moan.
don't I really can't go on holding back these tears in my eyes.

D Bm7 Em7 A7

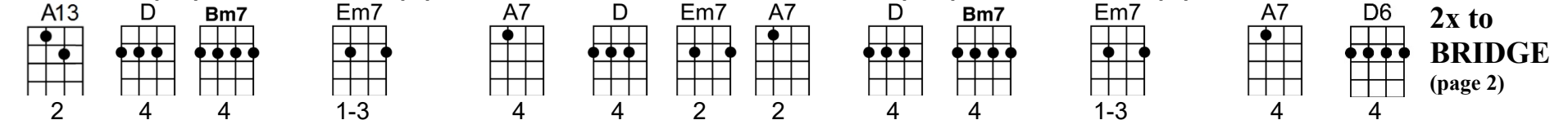


to CHORUS

CHORUS:

Tell me why you cried & why you lied to me. Tell me why you cried & why you lied to me. 1x to V2
2x to BRIDGE (page 2)

A13 D Bm7 Em7 A7 D Em7 A7 D Bm7 Em7 A7 D6



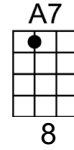
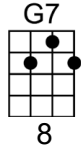
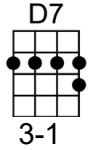
4/4



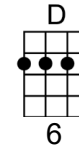
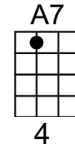
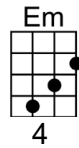
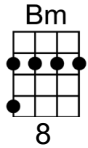
TELL ME WHY

#B-64r
PAGE 2 OF 2

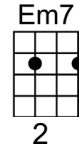
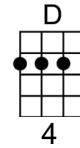
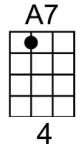
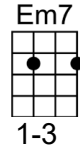
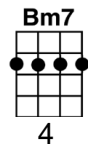
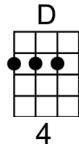
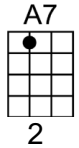
BRIDGE: Well, I beg you on my bended knees. If you'll only listen to my pleas. Is there



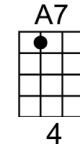
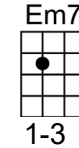
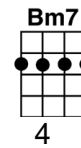
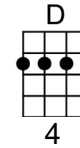
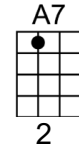
anything I can do? 'Cause I really can't stand it, I'm so in love with you.



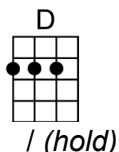
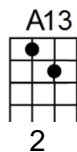
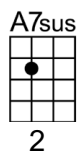
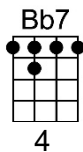
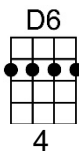
Tell me why you cried and why you lied to me.



Tell me why you cried and why you lied to



me.



2/2 

SHE'S A WOMAN

#B-64s

INTRO: E7(4) D7(4) A7(8)

V1. My love don't give me presents.

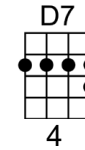
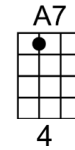
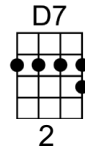
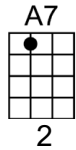
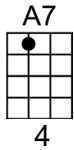
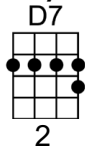
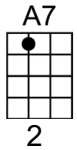
I know that she's no peasant.

Only ever has to give me

V2. She don't give boys the eye.

She hates to see me cry.

She is happy just to hear me



V1. love forever and forever.

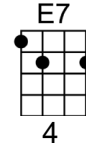
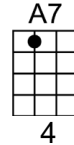
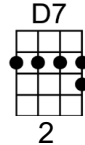
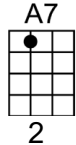
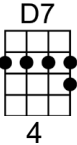
My love don't give me presents.

Turn me on when I get lonely.

V2. say that I will never leave her.

She don't give boys the eye-e.

She will never make me jealous.



V1. People tell me that she's only

foolin', I know she isn't

V1) 1x

V2)

V1) 2x

V1) 3x

V2. Gives me all her time as well as

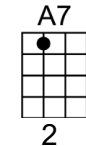
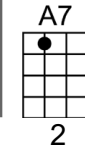
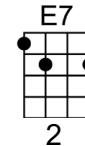
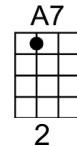
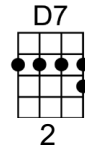
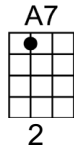
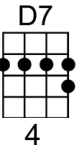
lovin', don't ask me why-i

E7 to V2

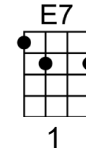
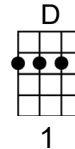
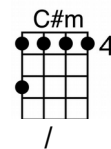
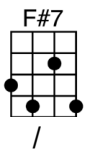
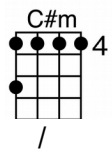
A7 to BRIDGE

A7 to Solo

to END

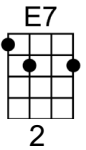
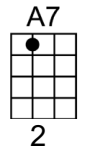
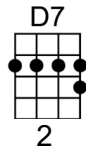
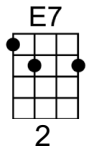
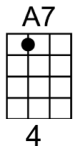
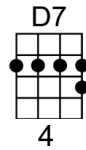
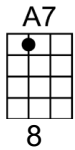


BRIDGE: She's a woman who understands. She's a woman who loves her man.



to V1

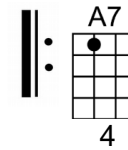
Solo:



to BRIDGE


She's a woman

END:



4 (repeat and fade)

4 X

4/4 

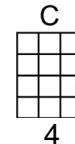
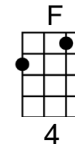
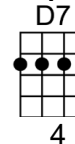
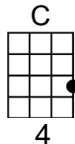
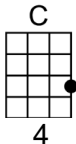
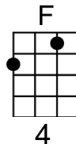
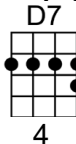
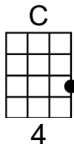
EIGHT DAYS A WEEK

#B-65a

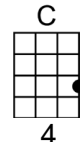
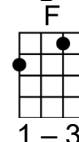
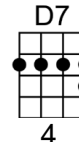
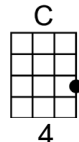
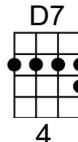
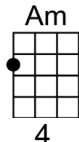
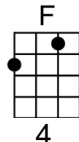
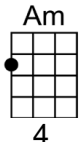
VAMP: C(4) D7(4) F(4) C(1) N.C.(3)

V1/3. Ooh I need your love babe, guess you know it's true. Hope you need my love babe, just like I need you.

V2/4. Love you ev'ry day girl, always on my mind. One thing I can say girl, love you all the time.



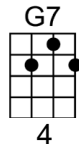
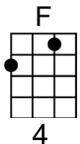
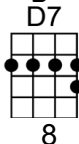
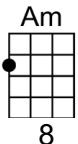
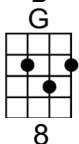
Hold me, love me, Hold me, love me. Ain't got nothing but love babe, Eight days a Week.



V1 Go to V2
 V2 Go to chorus
 V3 Go to chorus
 V4 Go to End

CHORUS

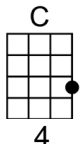
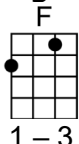
Eight days a week, I lo-ove you. Eight days a week is not enough to show I care.



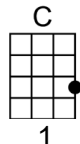
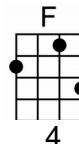
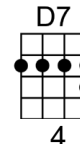
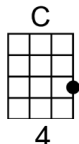
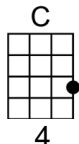
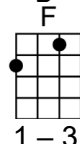
1x Go to V3
 2x Go to V4

END

Eight days a week.



Eight days a week.



6/8



YOU'VE GOT TO HIDE YOUR LOVE AWAY

#B-65b

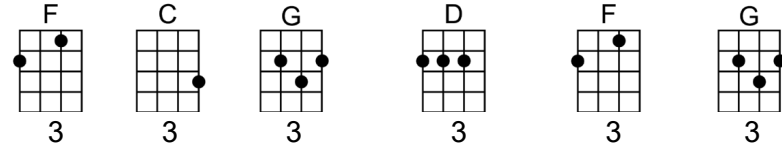
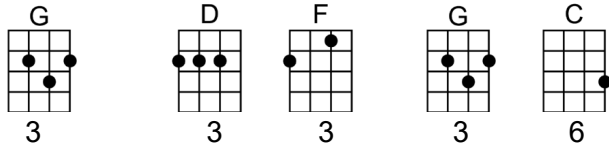
VAMP: G (6)

V1. Here I stand head in hand, turn my face to the wall.

V2. How can I even try, I can never

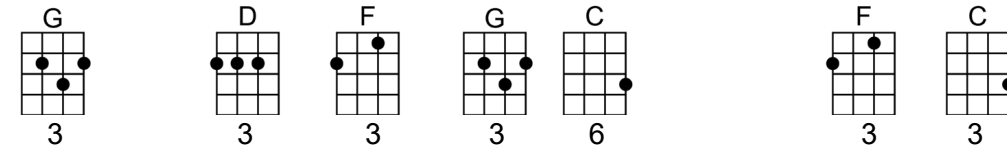
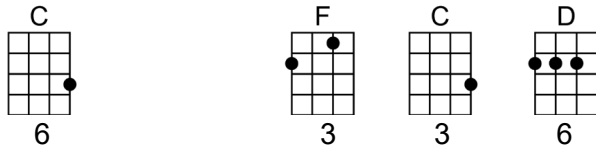
If she's gone, I can't go on

Hearing them, seeing them,



feeling two foot small.
in the state I'm in.

Every where people stare each and every day.
How could she say to me love will find a way.




I can see them laugh at me and I hear them say - ay -ay
Gather round all you clowns, let me hear you say - ay -ay

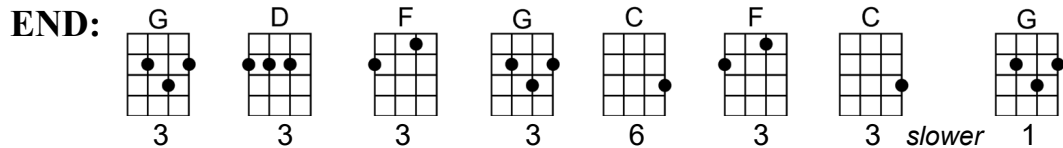


CHORUS: HEY you've got to hide your love a-way

Repeat 2X



1st time to V2
2nd time to END



12/8 

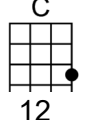
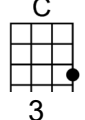
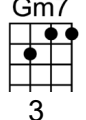
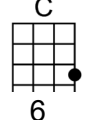
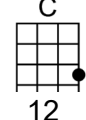
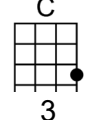
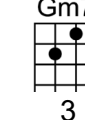
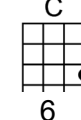
NORWEGIAN WOOD

#B-65c

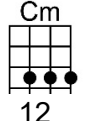
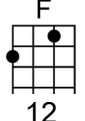
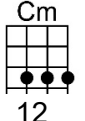
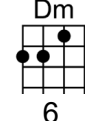
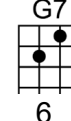
VAMP: C (15) Gm7 (3) C (6) [2X]



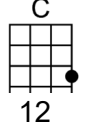
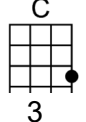
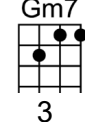
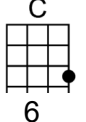
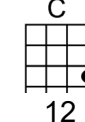
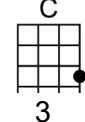
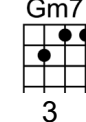
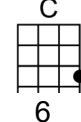
I once had a girl, or should I say she once had me. She showed me her room, isn't it good? Norwegian wood

She asked me to stay and she told me to sit any-where. So I looked around and I noticed there wasn't a chair.

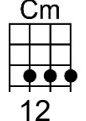
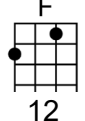
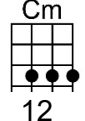
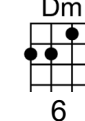
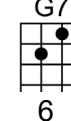






I sat on a rug, biding my time, drinking her wine. We talked until two and then she said, it's time for bed.

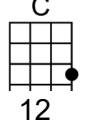
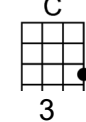
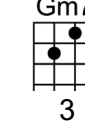
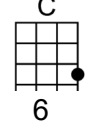

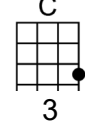
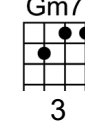
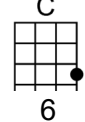
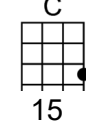
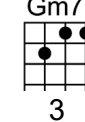
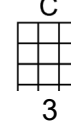









INSTRUMENTAL: C (15) Gm7 (3) C (6) [2X]

She told me she worked in the morning & started to laugh. I told her I didn't & crawled off to sleep in the bath.

And when I awoke, I was alone. This bird has flown. So I lit a fire, isn't it good? Norwegian wood. *hum*

slow

4/4 

IN MY LIFE


#B-65d


INTRO


V1.


V2.


There are places I'll remember all my li- fe though some have changed.
But of all these friends and lovers there is no one compares with you


G

4


D

4


G

4


D

3 - 1


G

4

Em

2


G7

2


C

2


Cm7

2


G

4


Some forever not for better and some have go- ne and some remain. All these places have their
and these memories lose their meaning when I think of love as something new. Though I know I'll never lose


G

4


Em

2


G7

2

C

2


Cm7

2


G

2


G

2


Em

4


moments with lovers and friends I still can recall. Some are dead and some are living but in
affection for people and things that went before I know I'll often stop and think about them but in

C

4

F

4

G

4


Em

4


A7

4


my life I've loved them all.
my life I'll love you more.


(1) GO TO V2


(2) Though I know I'll never lose affection for people and things that


Cm7

4

G

4


G

3 - 1


Em

4


C

4


F

4


went before I know I'll often stop and think about them but in my life I'll love you more _____ **TREMOLO**


G

4

Em

4

A7

4

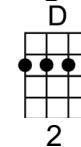
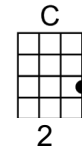
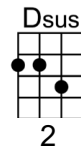
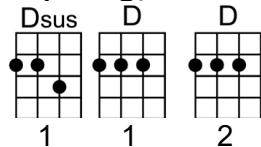
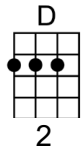
Cm7

4

G

4

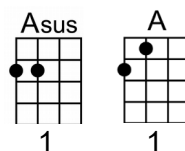
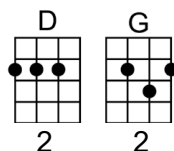
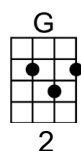
G

4

WE CAN WORK IT OUT

V1 Try to see it my way. Do I have to keep on talking till I can't go on ↗
 V1 While you see it your way, run the risk of knowing that our love may soon be gone **to Chorus**
 V2 Think of what you're say- ing, you can get it wrong and still you think that's it's all right ↗
 V2 Think of what I'm say- ing, we can work it out and get it straight or say good night **to Chorus**

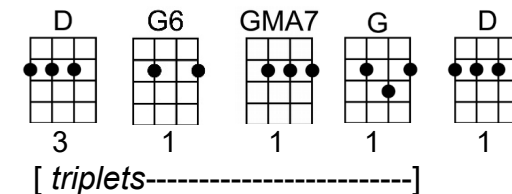


Chorus: We can work it out. We can work it out.

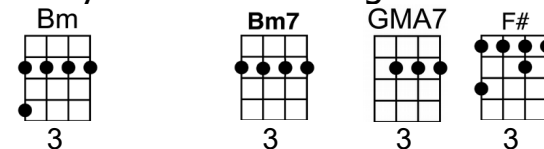
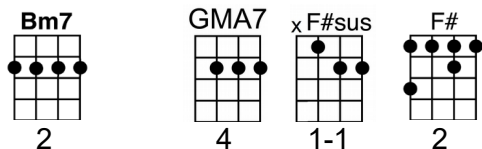
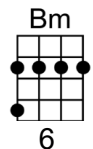


(1) to V2
 (2,3) to Bridge
 (4) to END ----->

END:

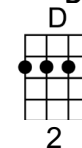
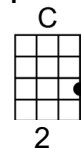
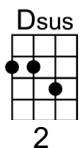
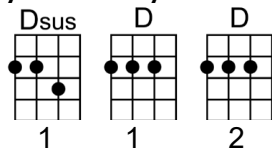
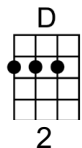


Bridge: Life is very short and I have always thought that there's no time for fussing and fighting, my friend it's a crime so I will ask you once a- gain ↗ (1,2) to V3



[triplets -----]

V3 Try to see it my way, only time will tell if I am right or I am wrong ↗
 V3 While you see it your way there's a chance that we might fall a- part before too long **to Chorus**
 (V3 is sung twice)

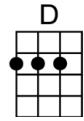


YOU'RE GOING TO LOSE THAT GIRL

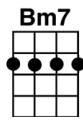
INTRO: You're gonna lose that girl

NC

1



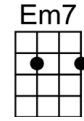
4



3-1

Yes, yes you're gonna lose that girl

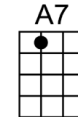
You're gonna lose that



4

Yes, yes you're gonna lose that girl

girl



4

V1. If you don't take her out tonight, she's gonna

change her mind.

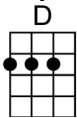
And I will take her

"she's gonna change her mind"

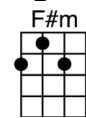
V2. If you don't treat her right my friend you're gonna find her gone.

"you're gonna to find her gone"

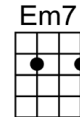
'cause I will treat her



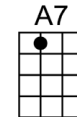
4



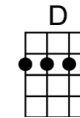
4



4



4



4

V1. out tonight and I will

treat her kind.

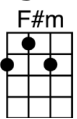
You're gonna ↙

"I'm gonna treat her kind"

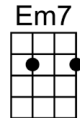
"you're not the only one"

V2. right and then you'll be the lonely one.

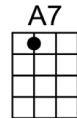
You're gonna → to page 2



4



4

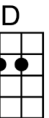


3-1

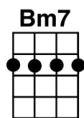
V1. lose that girl

You're gonna lose that

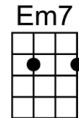
girl.



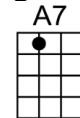
4



3-1



4




4

"Yes, yes you're gonna lose that girl"

"Yes, yes you're gonna lose that girl"

1x to V2
2x to END (page 2)

4/4 

YOU'RE GOING TO LOSE THAT GIRL

B-65f
PAGE 2 OF 2


V2. continued

"Yes, yes you're gonna lose that girl"
lose that girl

"Yes, yes you're gonna lose that girl"
You're gonna lose that

"Yes, yes you're gonna lose that girl"
girl. You're gonna lose _____


to BRIDGE
↙



BRIDGE:

"Watch what you do"
I'll make a point of taking her away from you, yeah. The way you treat her what else can I do?

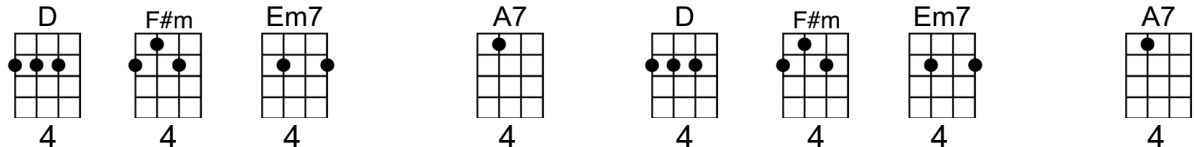
1x to Solo
2x to V1
(page 1)




Solo:


"you're gonna lose that girl" *"you're gonna lose that girl"*

You're gonna **to top of page 2**



END: You're gonna lose *"Yes, yes you're gonna lose that girl"*
you're gonna lose that girl!



4/4 

DAY TRIPPER

B-65g
PAGE 1 OF 2

INTRO: E7(8) riff 5x

V1. Got a good reason for taking the easy way out.

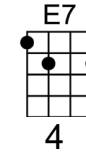
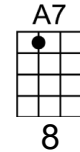
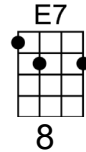
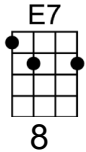
Got a good reason for taking the easy way out

V2. She's a big teaser, she took me half the way there.

She's a big teaser, she took me half the way there

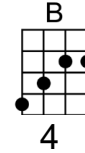
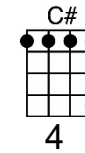
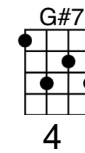
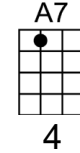
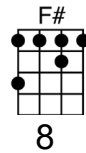
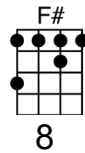
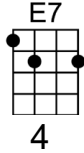
V3. Tried to please her, she only played one night stands.

Tried to please her, she only played one night stands

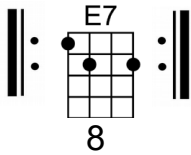


now. She was a Day Tripper, one way ticket, yeah. It took me
now. She was a Day Tripper, one way ticket, yeah. It took me
now. She was a Day Tripper, Sunday driver, yeah. It took me

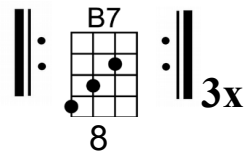
so long to find out and I found out.
so long to find out and I found out.
so long to find out and I found out.



1) riff 2x

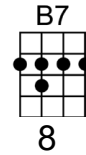
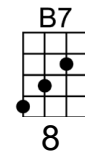
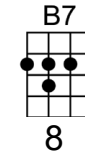


2) riff 3x

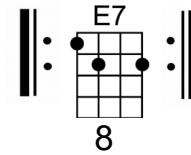


3x

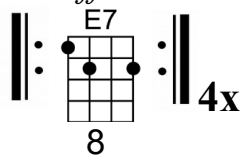
Ah

riff 2x

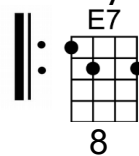
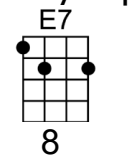


3) riff 4x




4x

Day Tripper, Day tripper yeah

repeat and fade

4/4 

DAY TRIPPER


B-65g
PAGE 2 OF 2

E7 Riff:

A	-----7--5-----9-----5-7---
E	----3--4- 7-----7-----7-----
C	-4-----
G	-----

E G G# B E D B F# B D E

- 1) 5x Intro
- 2) 2x before V2
- 3) 2x before V3 (after "Ah")
- 4) 4x before end



B7 Riff:

A	-----2-0-----4-----0-2---
E	-----2-----2-----2-----
C	---2--3-----
G	-4-----

B D D# F# B A F# C# F# A B

- 1) 3x before V3 (before "Ah")



B7 "Ah":

A	-----0---2---
vocal	-----2---4-----
notes	-----4-----
G	--3-----

D# E F# G# A B



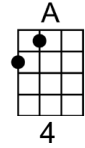
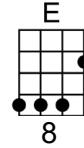
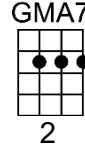
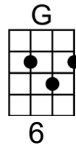
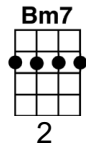
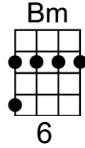
4/4



HELP

#B-65h

INTRO: Help! I need some bod-body. Help! Not just any-body. Help! You know I need someone. Help!

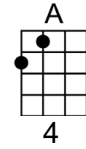
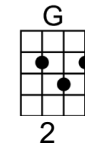
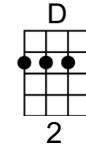
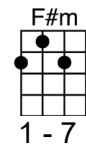
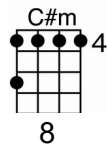
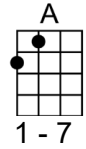


N.C.

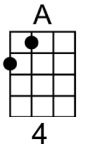
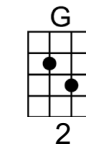
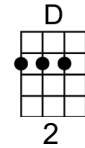
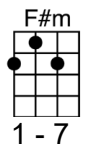
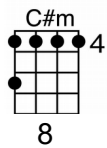
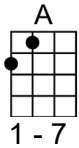
4

V1. When I was younger so much younger than today, I never needed any body's help in any way.

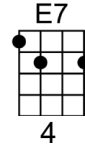
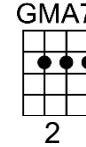
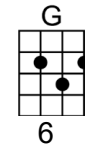
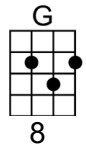
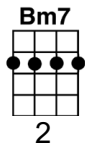
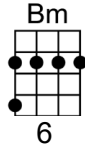
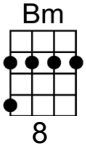
V2. And now my life has changed in oh, so many ways. My independence seems to vanish in the haze.



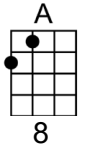
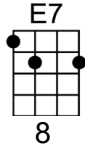
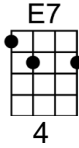
But now these days are gone, I'm not so self-assured. Now I find I've changed my mind. I've opened up the doors. But every now and then I feel so insecure. I know that I just need you like I've never done before.



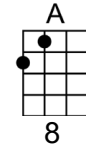
BRIDGE: Help me if you can I'm feeling down. And I do appreciate you being 'round. Help me get my



feet back on the ground. Won't you please, please help

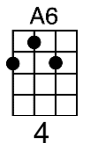
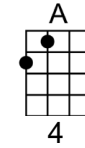
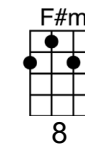



1,2) me?



1x to V2
2x to V1

3) me? Help me, help me oooh.



2/2 

I'VE JUST SEEN A FACE

#B-65i

INTRO:

V1. I've just seen a face I can't forget the time or place where we first met. She's just the girl for me and I
 V2. Had it been another day I might have looked the other way and I'd have never been aware but
 V3. I have never know the likes of this I've been alone and I have missed things and kept out of sight for


want all the world to see we've met. mm mm mm mm mm 1x to V2, 2x to CHORUS
 as it is I'll dream of her, to- night da da da da da to CHORUS
 other girls were never quite like this da da da da da to CHORUS

Instr. verse: to CHORUS

CHORUS: Falling yes I am falling and she keeps calling me back a- gain

- 1) To V3
- 2) Instrumental verse
- 3) Repeat V1
- 4) Repeat CHORUS then END

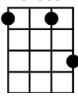
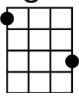
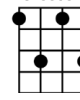
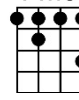
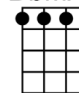
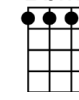
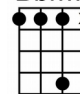
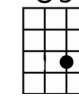
END: Falling yes I am falling and she keeps calling me back a- gain.

4/4 

MICHELLE

#B-65j
PAGE 1 OF 2








INTRO:

2 2 2 2 2 1 1 4

V1. Michelle, ma belle. These are words that go together well, my Mich- elle. ↗

V1/V2. Michelle, ma belle. Sont des mots qui vont tres bien en-semble, tres bien en-semble. 1) to Bridge 1
2) to Bridge 2

4 1-3 4 4 2 2 4

Bridge 1: I love you, I love you I love you. That's all I want to say until I find a way I will say the only




















8 1-3 4 1-3 4 2 2

words I know that you'll under-stand.







2 2 4 4 to V2

Bridge 2: I need to, I need to, I need to I need to make you see oh, what you mean to me. Until I do, I'm

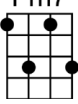
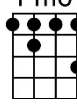
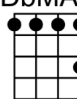
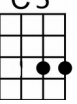
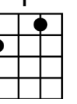
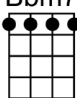
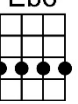
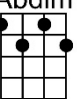
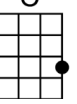
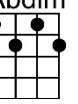
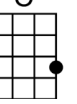
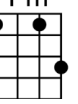
8 1-3 4 1-3 4 2 2

4/4 

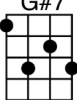
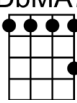
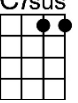
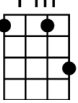
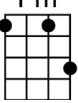
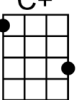
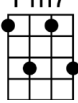

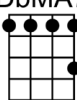
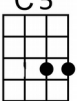
MICHELLE

#B-65j
PAGE 2 OF 2

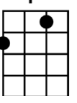
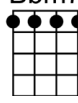
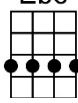
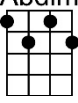
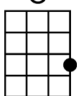
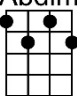
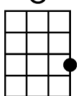
hoping you will know what I mean. I love you ----- ---- I want you, I want you, I want

 2
  2
  4
  4
  1-3
  4
  4
  4
  2
  2
  4
  8

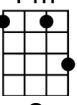
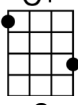
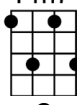
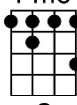
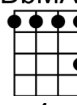
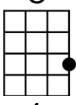
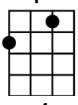
you. I think you know by now I'll get to you some how. Un -til I do, I'm telling you so you'll under- stand.

 1 - 3
  4
  1 - 3
  4
  2
  2
  2
  2
  4
  4
 to V3

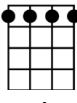
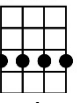
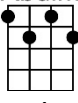
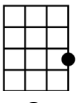
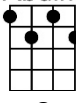
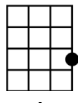
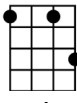
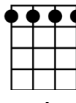
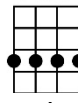
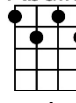
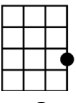
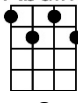
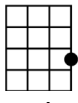
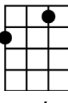
V3. Michelle ma belle. Sont des mots qui vont tres bien en-semble, tres bien en-semble. And I will

 4
  1-3
  4
  4
  2
  2
  4

say the only words I know that you'll under stand. My Mi-chelle to END

 2
  2
  2
  2
  4
  4
  4

END:

 4
  4
  4
  2
  2
  4
  4
  4
  4
  4
  2
  2
  4
  /

4/4 

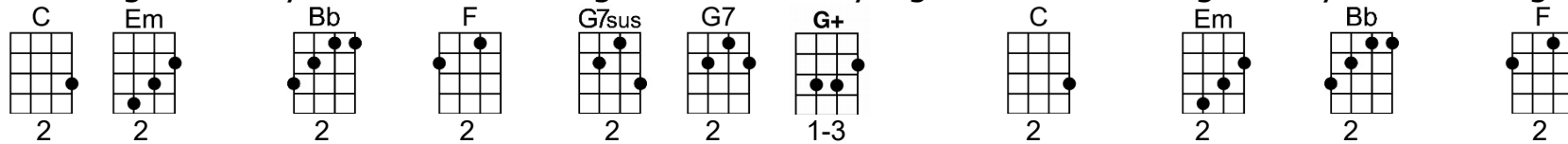
IT'S ONLY LOVE

#B-65k

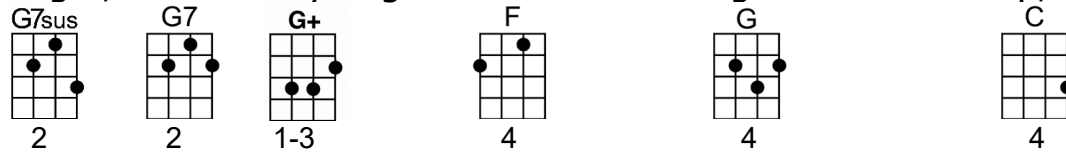
VAMP: C (4) Am (4) C (4) Am (4)



V1. I get high when I see you go by. My oh my. When you sigh, my my in- side just
 V2. Is it right that you and I should fight ev-ry night? Just the sight of you makes nighttime




flies, butterflies. Why am I so shy when I'm be-side you? to CHORUS
 bright, very bright. Haven't I the right to make it up, girl? to CHORUS



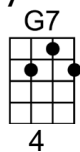
CHORUS: It's only love and that is all. Why should I feel the way I do? It's only love and that is



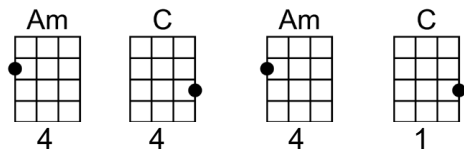
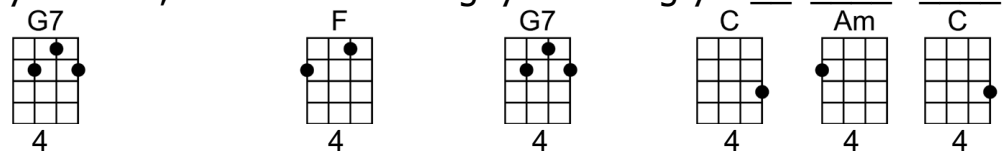
all but it's so hard loving



1) you. to V2



2) you. Yes, it's so hard loving you. loving you



4/4



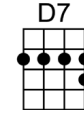
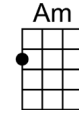
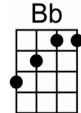
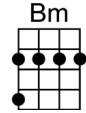
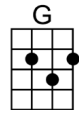
HERE THERE AND EVERYWHERE

#B-66a

INTRO: (Slow single strums)

To lead a better life

I need my love to be here



V1. Here

making each

day of the

year

Changing my

life with a

wave of her hand

V2. There

running my

hands through her

hair

Both of us

thinking how

good it can be

V3. Everywhere

knowing that

love is to

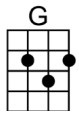
share

Each one

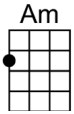
believing that

love never

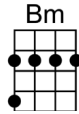
dies



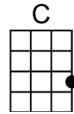
2



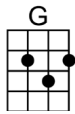
2



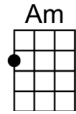
2



2



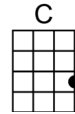
2



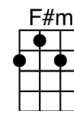
2



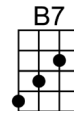
2



2



2



2

Nobody

can deny

that there's something

Someone is

speaking but

she doesn't know he's

Watching their

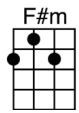
eyes and

hoping I'm always

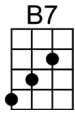
(1) there

(2) there

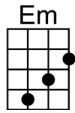
(3) there



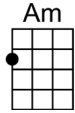
2



2



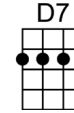
2



2



2

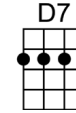


2

Go to V2

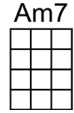


2



1

Go to Bridge



2

Go to END

BRIDGE

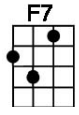
I want her everywhere

and if she's beside me

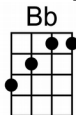
I know I need never care

But to love her is to need her

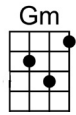
Go to V3



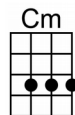
1



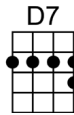
2



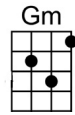
1 - 1



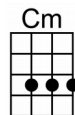
2



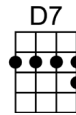
2



4



2



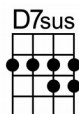
2

END

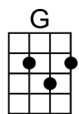
I will be there

and every- where

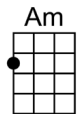
Here, There and Every- where



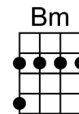
2



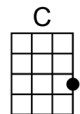
2



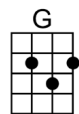
2



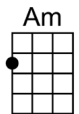
2



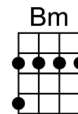
2



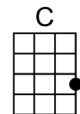
2



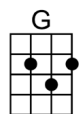
2



2



4



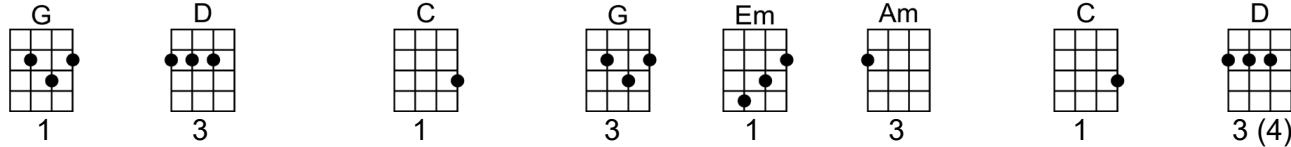
1

YELLOW SUBMARINE

INTRO: D (3) C (1) G (3)

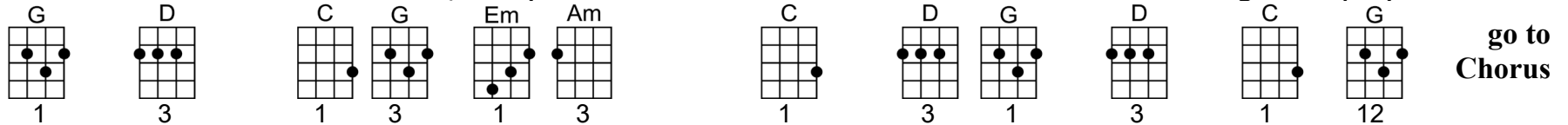
V1. In the town where I was born, lived a man who sailed to sea
 And he told us of his life in the land of subma- rines
 V2. So we sailed up to the sun till we found the sea of green
 And we lived be- neath the waves in our yellow subma- rine **go to Chorus**

G D C G Em Am C D



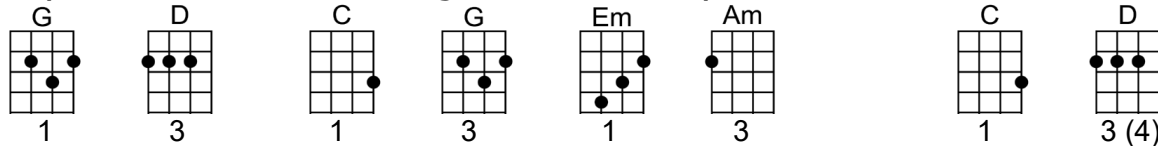
* V3. And our friends are all a-board, many more of them live next door. And the band be-gins to play  **go to Chorus**

G D C G Em Am C D G D C G



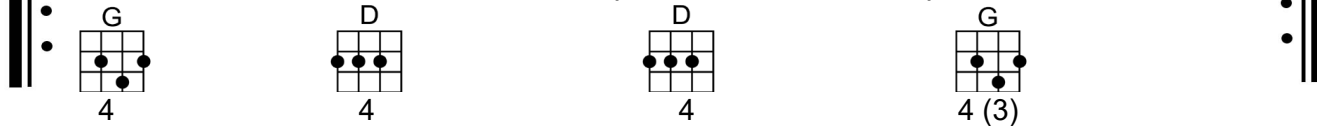
** V4. As we live a life of ease, every one of us has all we need
 Sky of blue and sea of green in our yellow subma- rine **go to Chorus**

G D C G Em Am C D



CHORUS: 2 TIMES We all live in a Yellow submarine, Yellow submarine, Yellow submarine

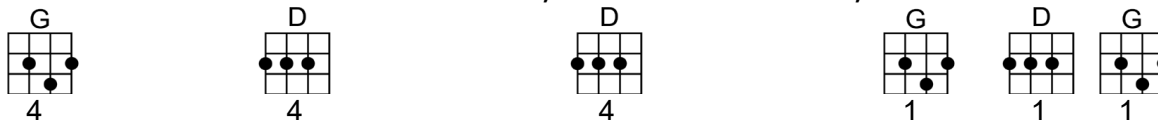
G D D G




- (1) go to * V3
- (2) go to ** V4
- (3) go to End

END: We all live in a Yellow submarine, Yellow submarine, Yellow submarine.


G D D G D G







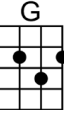
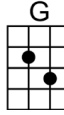
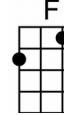
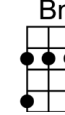
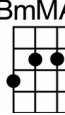


4/4 

GOT TO GET YOU INTO MY LIFE

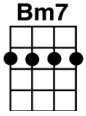
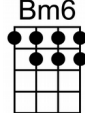
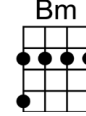
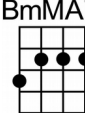
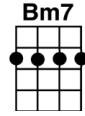
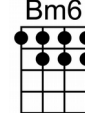
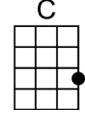
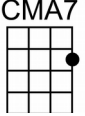
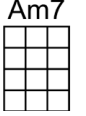
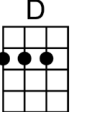
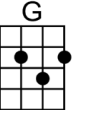
#B-66c

INTRO: **G** (Bouncy strum: D-D-DuD, unless single strum “ / ”)

 IIII

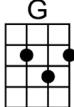
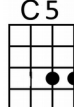
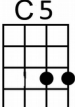
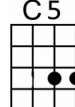
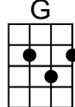
V1	I was alone, I took a ride	I didn't know what I would	find there			
V1	Another road, where maybe I	can see another kind of	mind there		Ooh, then I	To B1
V2	You didn't run, you didn't lie	you knew I wanted just to	hold you			
V2	And had you gone, you knew in time	we'd meet again for I had	told you		Ooh, you were	To B2
V3	What can I do, what can I be	when I'm with you, I wanna	stay there			
V3	If I'm true, I'll never leave	and if I do I know the	way there		Ooh, then I	To B1
	 4	 4	 8		 2	 2

B1 suddenly see you Ooh, did I tell you I need you every single day of my life **1x to V2, 2x to Ref.**

B2 meant to be near me Ooh, and I want you to hear me say we'll be to-gether every day **to Refrain**

 2	 2	 2	 2	 2	 2	 //	 //	 //	 //	 //IIII //IIII
---	---	---	---	---	--	--	--	--	--	---


Refrain: Got to get you into my life!

 //IIII	 / (hold 3)	 4	 / (hold 3)	 //IIII //IIII
---	---	---	---	--

1x to V3
2x repeat Refrain



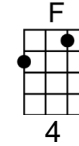
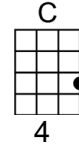
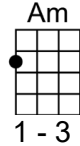
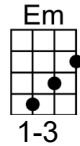
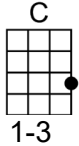
OUTRO: Strum G chord Repeat V1 and B1 with alternate melody and fade. Optional to repeat Refrain.

4/4 

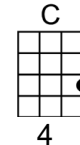
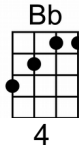
FOR NO ONE

#B-66d

V1 Your day breaks, your mind aches, you find that all her words of kindness linger
 V2 She wakes up, she makes up, she takes her time and doesn't feel she has to
 V3 You want her, you need her and yet you don't believe her when she says her
 V4 You stay home, she goes out, she says that long ago she knew someone but
 V5 Your day breaks, your mind aches, there will be times when all the things she said will

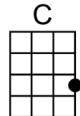


V1 on when she no longer needs you
 V2 hurry, she no longer needs you
 V3 love is dead, you think she needs you
 V4 now he's gone, she doesn't need him
 V5 fill your head, you won't forget her



(V1) to V2

(V4) to V5



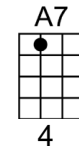
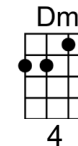
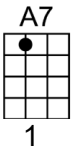
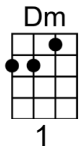
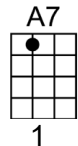
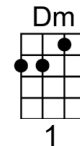
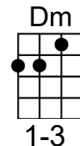
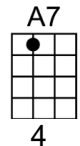
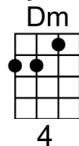
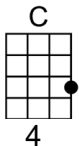
4

(V2) to Chorus

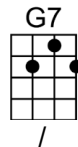
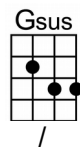
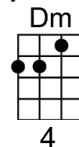
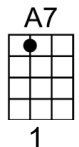
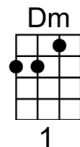
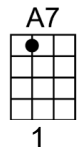
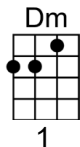
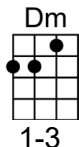
(V3) to Chorus

(V5) to Chorus

Chorus: And in her eyes you see nothing. No sign of love be- hind the tears cried for no one.



A love that should have last -ed years.



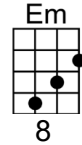
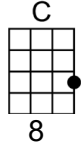
(1) to V3
 (2) to V4
 (3) finish

4/4 

ELEANOR RIGBY

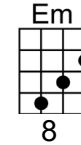
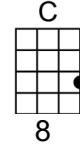
B-66e

INTRO: Ah, look at all the lonely people.



[optional picking]

Ah, look at all the lonely people.



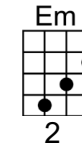
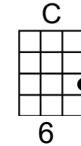
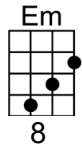
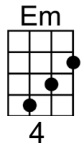
[optional picking]

1) to V1
2) to V3

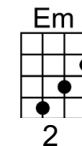

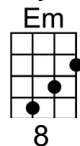
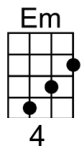
V1. Eleanor Rigby, picks up the rice in the church where a wedding has been, lives in a dream.

V2. Father McKenzie, writing the words of a sermon that no one will hear. No one comes near.

V3. Eleanor Rigby died in the church and was buried along with her name. Nobody came.



Waits at the window, wearing a face that she keeps in a jar by the door. Who is it for?
 Look at him working, darning his socks in the night when there's nobody there. What does he care?
 Father McKenzie, wiping the dirt from his hands as he walks from the grave. No one was saved.



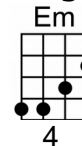

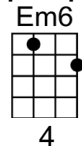
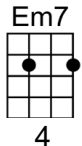
to
CHORUS

CHORUS: All the lonely people, where do they all come from?

All the lonely people, where do they all be- long?



1) to V2 2) to INTRO 3) END



Optional PICKING for first line. Replaces last 6 counts of Em.

A		2	-	-	2	-	2	-	2	-	2	-	2	-	2
E		3	-	5	-	3	-	-	3	-	-	-	-	-	-
C		4	-	-	-	-	6	-	-	-	4	-	-	-	-
G		-	-	-	-	-	-	-	-	-	-	-	-	-	-

Em A B G B F# B G B E B

or

A		2	-	0	2	-	2	-	2	-	2	-	2
E		3	-	-	3	-	2	-	3	-	0	-	-
C		4	-	-	-	-	-	-	-	-	-	-	-
G		-	-	-	-	-	-	-	-	-	-	-	-

Em A B G B F# B G B E B

With low G: Alternative to last Em of Chorus to end.

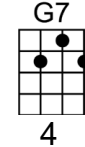
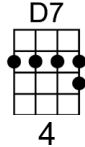
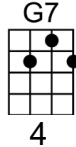
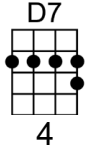
A		-	-	-	-	-
E		3	-	-	-	-
C		-	4	-	-	-
G		-	-	4	2	0

G E B A G

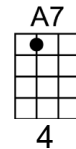
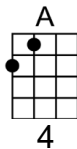
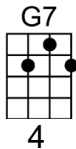
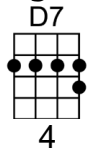
DRIVE MY CAR

VAMP: D7(1) D7(4) D7(4)

V1. Asked a girl what she wanted to be. She said baby can't you see?
 V2. I told that girl that my prospects were good and she said baby, it's understood.
 V3. I told that girl I can start right away when she said listen, babe, I got something to say.



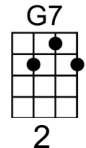
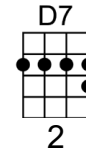
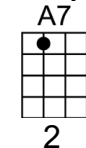
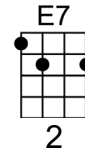
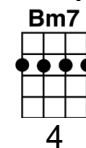
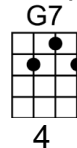
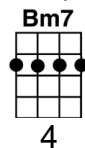
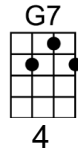
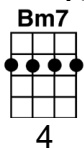
I wanna be famous, a star on the screen but you can do something in between.
 Working for peanuts is all very fine but I can show you a better time.
 I got no car and it's breakin' my heart but I've found a driver and that's a start.

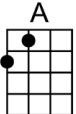


to CHORUS

CHORUS:

Baby, you can drive my car. Yes, I'm gonna be a star, Baby, you can drive my car & maybe I'll love you,

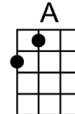
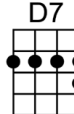


1)  to V2

A

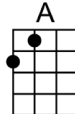
4

2) Beep beep'm beep beep yeah!

  to Instr.

A D7

1 - 3 4

3)  to V3

A

4


4) Beep beep'm beep beep yeah!

  repeat 2x or more & fade

A D7

1 - 3 4

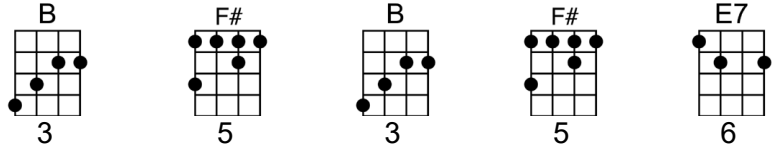
Instrumental: G7(4) D7(4) G7(4) D7(4) G7(4) A(4) A7(4) >> to CHORUS

4/4 

GOOD DAY SUNSHINE

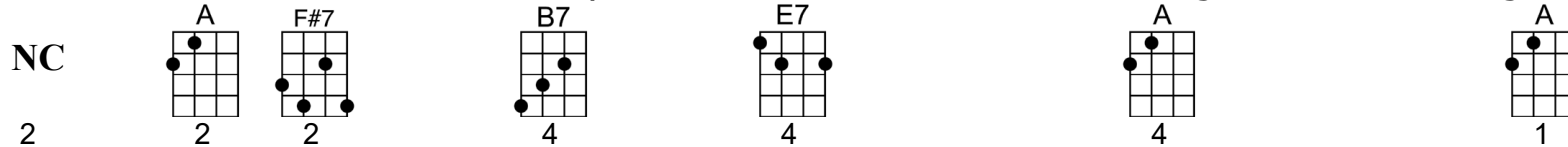
B-66g

REFRAIN: Good day Sunshine Good day Sunshine Good day Sunshine

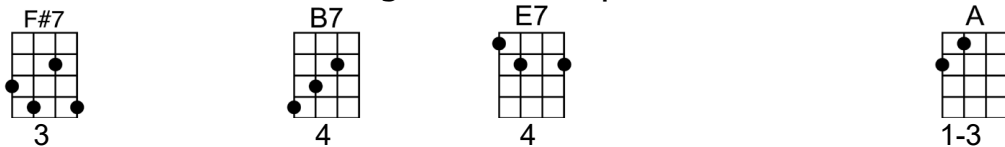


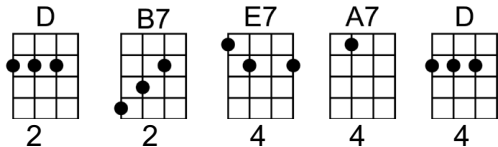
1x to V1
2x to V2
3x to V3

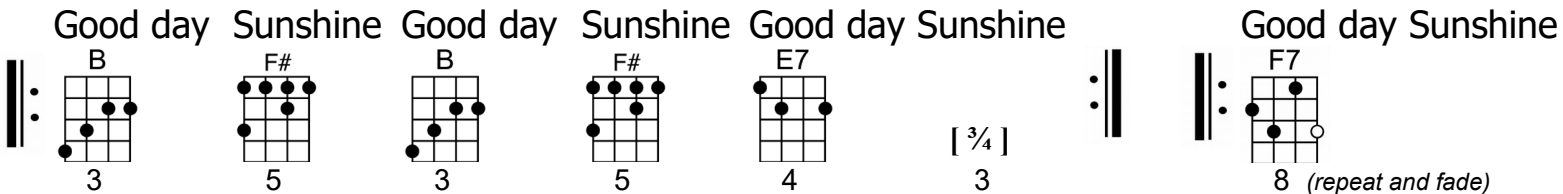
V1 I need to laugh and when the sun is out I got something I can laugh about, I feel good
 V2 We take a walk The sun is shining down burns my feet as they touch the ground >> to BRIDGE
 V3 Then we'd lie beneath a shady tree I love her and she's loving me. she feels good




V1 -- In a special way I'm in love and it's a sunny day >> to REFRAIN and V2
 V3 She knows she's looking fine I'm so proud to know that she is mine >> to END



BRIDGE:  >> to REFRAIN and V3

END:  3X

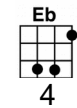
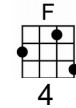
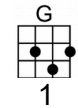
4/4 

WITH A LITTLE HELP FROM MY FRIENDS

#B-67a
PAGE 1 OF 2

VAMP: F (2) C (2) G (4) x2

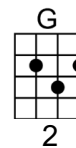
Alternate Intro:

			G or NC
4	4	1	7

V1. What would you think if I sang out of tune? Would you stand up and walk out on me
 V2. What do I do when my love is away? Does it worry you to be alone?
 V3. Would you believe in a love at first sight. Yes, I'm certain that it happens all the time

					
2	2	4	2	2	4

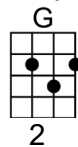
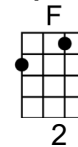
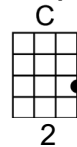
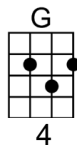
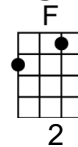
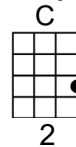
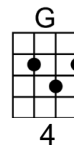
Lend me your ears and I'll sing you a song, and I'll try not to sing out of key. **V1 to Chorus 1**
 How do I feel by the end of the day? Are you sad because you're on your own? **V2 to Chorus 2**
 What do you see when you turn out the light. I can't tell you, but I know it's mine. **V3 to Chorus 1**

					
2	2	4	2	2	2

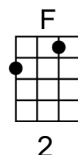
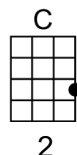
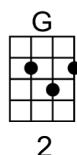
CHORUS:

C1. Oh, I get

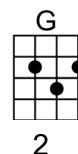
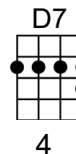
C2. No, I get by, with a little help from my friends. Mm, I get high, with a little help from my friends, mm, gonna

						
2	2	2	4	2	2	4

try with a little help from my friends

		
2	2	2

(V1)












		to V2
2	4	

(V2, V3) to BRIDGE

WITH A LITTLE HELP FROM MY FRIENDS

BRIDGE:





Do you need any-body? I need some-body to love. Could it be any-body? I want somebody to love.

G  2	Em  4	A7  4	G  2	F  2	C  4	Em  4	A7  4	G  2	F  2	C  4
---	--	--	---	---	---	--	--	---	---	---






V2 to V3
V3 to END

END:




Oh, I get by, with a little help from my friends. Mm, gonna try, with a little help from my friends. Oo, I get

F  2	C  2	G  4	F  2	C  2	G  4
---	---	---	---	---	---


high with a little help from my friends. Yes, I get by, with a little help from my friends with a little help from my

F  2	C  2	G  4	F  4	C  4
--	--	--	---	--

friends

Eb  4	F  4	G  1
--	---	---








 **continued on next page** 

4/4 







WHEN I'M SIXTY FOUR










#B-67b

V1. When I get older losing my hair many years from now, will you still be sending me a
 V2. I could be handy mending a fuse when your lights have gone. You can knit a sweater by the
 V3. Send me a postcard, drop me a line stating point of view. Indicate precisely what you









valentine, birthday greetings, bottle of wine? If I'd been out til quarter to three would you lock the door?
 fireside, Sunday morning go for a ride. Doing the garden, digging the weeds, who could ask for more?
 mean to say yours sincerely wasting away. Give me your answer, fill in a form, mine forever more.











Will you still need me, will you still feed me when I'm sixty (1,2) four? (3) four?











continue to next line

V1. Oooh _____ You'll be older, too.
 V2. Ev'ry summer we can rent a cottage in the Isle of Wight if it's not too dear. We shall scrimp and save;

Ah, and if you say the word I could stay with you. (1) Go to V2
 grandchildren on your knee; Vera, Chuck and Dave. (2) Go to V3

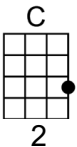

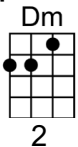
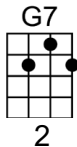
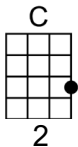
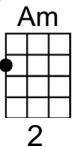
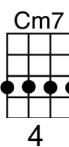
4/4 

PENNY LANE

#B-67c
PAGE 1 OF 2

VAMP: C (2) Am7 (2) Dm (2) G7 (2)

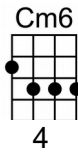
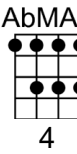
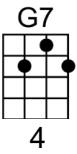
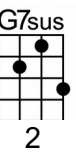
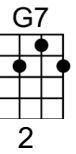
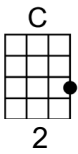
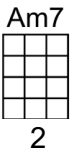
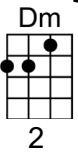
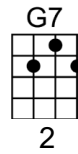
V1. Penny Lane: there is a barber showing photographs of ev'ry head he's had the pleasure to know. And all the

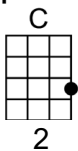
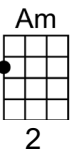
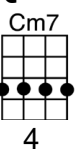
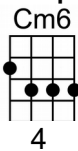
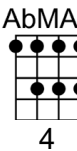
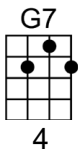
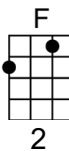
people that come & go stop & say hello.

V2. On the corner is a banker with a motor car. The little

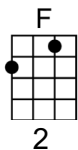
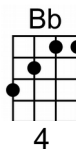
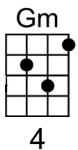
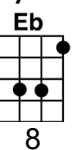
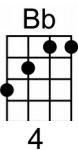
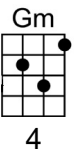
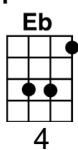
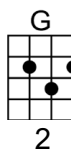
V3*. Back in Penny Lane there is a fireman with an hourglass, & in his

children laugh at him behind his back. And the banker never wears a mac in the pouring rain, very strange.
pocket is a portrait of the Queen. He likes to keep his fire engine clean, it's a clean machine.

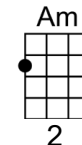
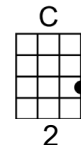
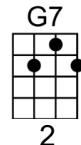
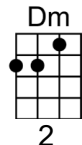
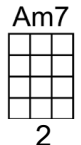
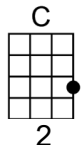
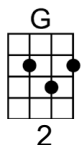








Penny Lane is in my ears & in my eyes. There beneath the blue suburban skies. I sit and meanwhile ↖ V3*
Penny Lane is in my ears & in my eyes. A four of fish and finger pies in summer. Meanwhile → V4

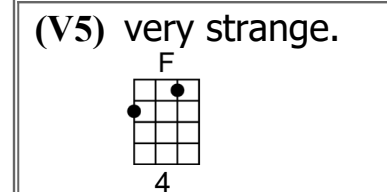
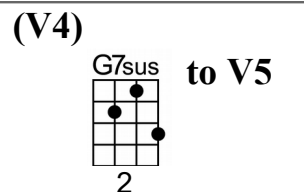
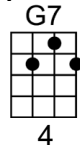
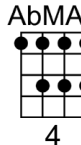
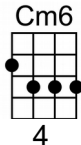
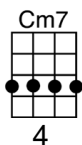









PENNY LANE

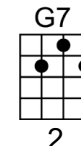
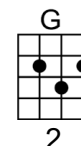
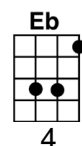
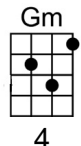
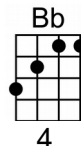
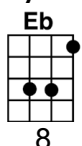
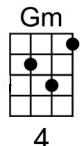
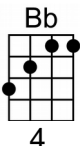
V4. back behind the shelter in the middle of the roundabout, a pretty nurse is selling poppies from
 V5. Penny Lane: The barber shaves another customer, we see the banker sitting, waiting for a



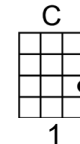
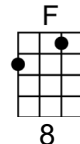

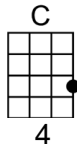
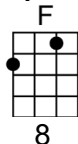

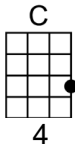
tray. And tho' she feels as if she's in a play, she is anyway . . . ,
 trim. And then the fireman rushes in from the pouring rain,




Penny Lane is in my ears & in my eyes. There beneath the blue suburban skies. I sit and meanwhile back, Penny



Lane is in my ears & in my eyes. There beneath the blue suburban skies. Penny Lane.

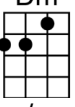
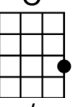
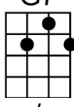
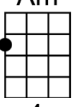
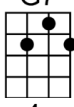
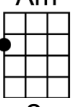
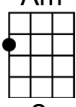
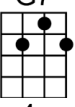


4/4 

HELLO, GOODBYE

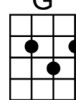
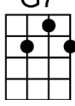
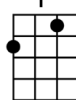
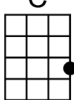
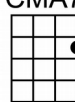
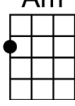
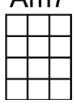
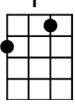
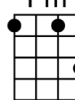
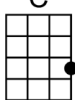
B-67d

V1 You say yes I say no, you say stop and I say go, go go Oh, oh no
V2 I say high You say low, you say why and I say I don't know Oh, oh no

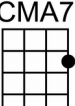

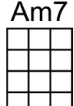
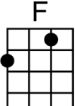
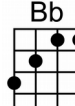
/ / / 4 4 2 2 4 **to CHORUS**

CHORUS: You say goodbye & I say hel-lo, hello, hel-lo. I don't know why you say good- bye, I say hel-lo,

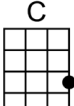
         

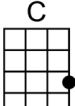
2 2 2 2 2 2 2 2 2 2

hello, hel-lo, I don't know why you say good- bye, I say hel-

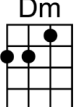
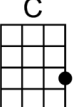
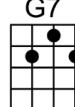
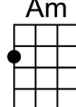
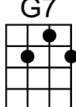
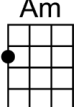
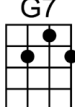
    

2 2 2 2 2

(1,2,3) -lo  **1x to V2**
2x to BRIDGE
3x repeat V1

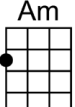
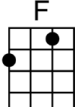
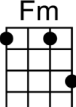
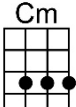

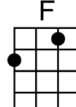
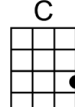
(4) -lo—hello hel-  **4x to END**

BRIDGE: Why, why, why why why why---, do you say goodbye, good- bye---bye-bye-bye Oh-oh no


4 2-2 4 4 4 2-2 4 **to CHORUS**

END: -lo, I don't know why you say good- bye, I say hello, whoah-oh whoah-Oh--- hel- lo -oh-oh

4 2 4 2 2 1-1 / (hold 8)

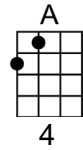
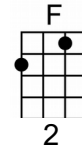
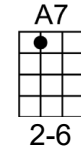
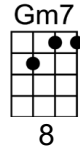
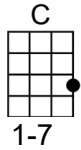
OUTRO: [repeat 4 times and fade] He-la he-ba hello-ha
 C(8)

4/4 & 3/4* 

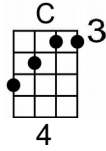
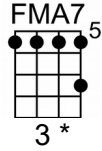
STRAWBERRY FIELDS FOREVER

B-67e

CHORUS: Let me take you down 'cause I'm going to Strawberry Fields. Nothing is real & nothing to get hung about.



1,2,3) Strawberry fields for-ever.



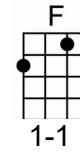
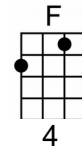
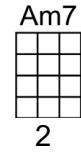
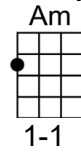
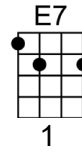
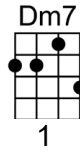
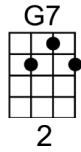
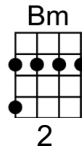
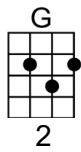
1x to V1
2x to V2
3x to V3

4)
to END

V1. Living is easy with eyes closed.

V2. No one I think is in my tree.

V3. Always, know some-times, think it's me.



V1. hard to be some-

V2. know, you can't, tune

V3. 'no', I mean a

one but it all works out.

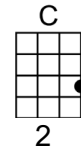
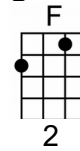
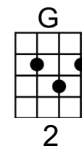
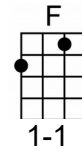
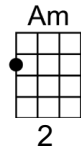
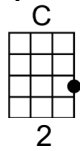
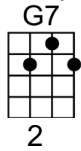
in but it's all right.

'yes' but it's all

It doesn't matter much to me.

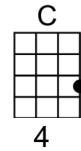
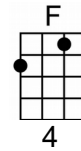
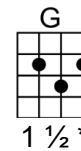
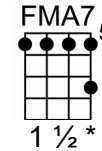
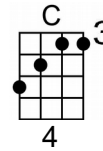
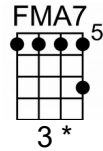
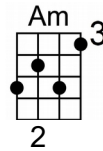
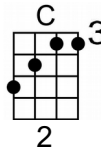
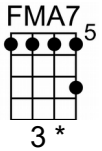
That is, I think it's not too bad.

wrong. That is, I think I disa-gree.



to CHORUS ↑

END: Strawberry fields for- ever



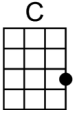

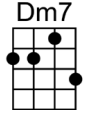
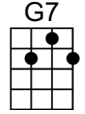
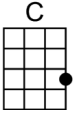
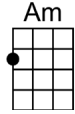
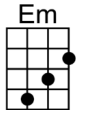
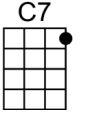
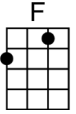
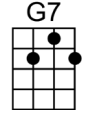
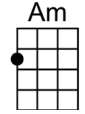
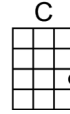
I WILL

INTRO: first 4 chords 2x

V1. Who knows how long I've loved you? You know I love you still. Will I wait a lonely lifetime? If you


V2. For if I ever saw you I didn't catch your name. But it never really mattered, I will

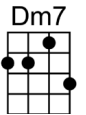
Chord diagrams for the first line of lyrics:

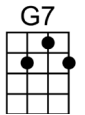
- C:  2
- Am7:  2
- Dm7:  2
- G7:  2
- C:  2
- Am:  2
- Em:  2
- C7:  2
- F:  2
- G7:  2
- Am:  2
- C:  2

want me to I will.
always feel the same.

V1

Am7:  2

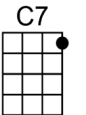
Dm7:  2

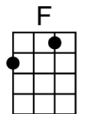
G7:  2

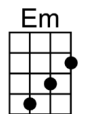
to V2

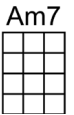
BRIDGE

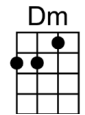
V2

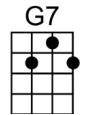
C7:  2

F:  2

Em:  2

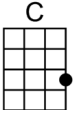
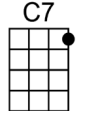
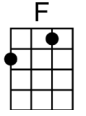
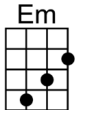
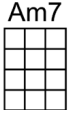
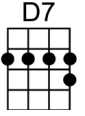
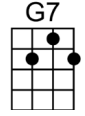
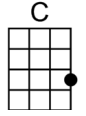
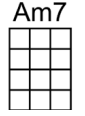
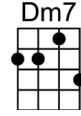
Am7:  4

Dm:  2

G7:  2

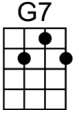
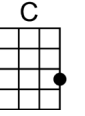
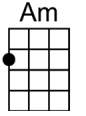
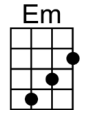
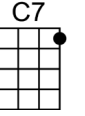
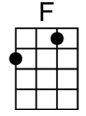
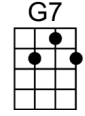
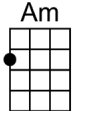
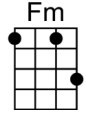
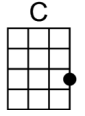
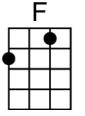
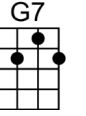

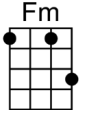
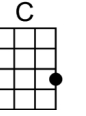
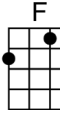
heart. Love you when-ever we're together, love you when we're a-part. V3. And when at last I find you

Chord diagrams for the second line of lyrics:

- C:  2
- C7:  2
- F:  2
- Em:  2
- Am7:  4
- D7:  4
- G7:  4
- C:  2
- Am7:  2
- Dm7:  2

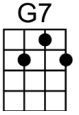
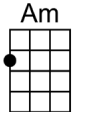
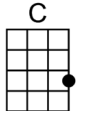
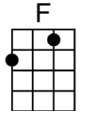
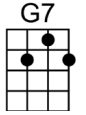
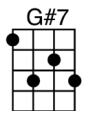

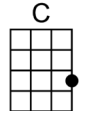
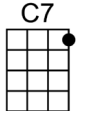
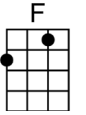
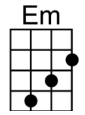
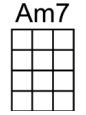
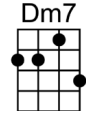
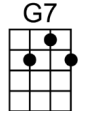
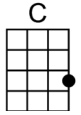
your song will fill the air. Sing it loud so I can hear you, make it easy to be near you, for the things you

Chord diagrams for the third line of lyrics:

- G7:  2
- C:  2
- Am:  2
- Em:  2
- C7:  2
- F:  2
- G7:  2
- Am:  1
- Fm:  1
- C:  1-1
- F:  2
- G7:  2
- Am:  1
- Fm:  1
- C:  1-1
- F:  2

do en-dear you to me. And you know I will. I will. La la la la la la la la la la la.

Chord diagrams for the fourth line of lyrics:

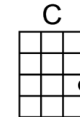
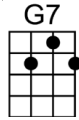
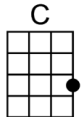
- G7:  2
- Am:  2
- C:  2
- F:  2
- G7:  2
- G#7:  4
- G#7:  3-1
- C:  6
- C7:  2
- F:  2
- Em:  2
- Am7:  4
- Dm7:  2
- G7:  2
- C:  1

4/4 

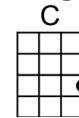
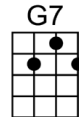
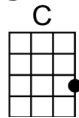
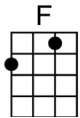
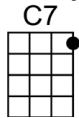
OBLADI OBLADA

#B-68b

V1. Desmond had a barrow in the marketplace, Molly is a singer in a band, Desmond says to
 V2. Desmond takes a trolley to the jeweler store, buys a twenty carat golden ring, takes it back to



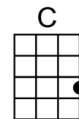
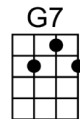
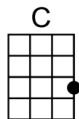
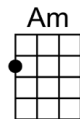
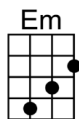
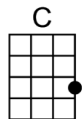
Molly, girl I like your face and Molly says this as she takes him by the hand,
 Molly waiting at the door & as he gives it to her she begins to sing,



Go to Chorus

CHORUS: ob la di ob la da life goes on brah la la how the life goes on

2x

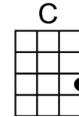
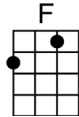
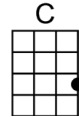
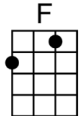
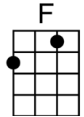


(1) Go to V2

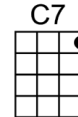
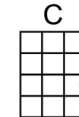
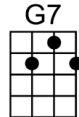
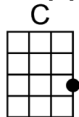
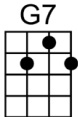
(2) Go to next line

(3) Go to End

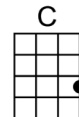
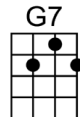
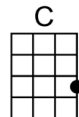
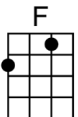
In a couple of years they have built a home sweet home with a couple of kids running in the yard of Desmond &



Molly Jones. Happy ever after in the marketplace Desmond lets the children lend a hand, Molly stays at home &

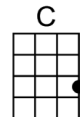
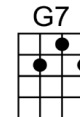
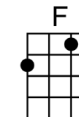


does her pretty face & in the evening she still sings it with the band.



Go to Chorus

END: Life goes on obladi bla da Hey!



 **continued on next page** 

4/4 

ALL TOGETHER NOW

#B-68c

V1 One, two, three, four Can I have a little more? Five, six, seven, eight, nine, ten, I love you ↗

 8
  8
  8
  7
  2
  2
  5

V1 A, B, C, D Can I bring my friend to tea? E, F, G, H, I, J, I love you **to Refrain**
 V2 Black, white, green, red Can I take my friend to bed? Pink, brown, yellow, orange & blue, I love you **to Chorus**

 8
  8
  7
  2
  2
  1

Refrain:

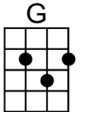
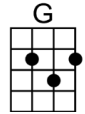
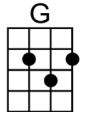
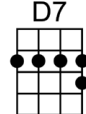
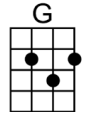
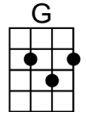
Bom bom bom Bom pa bom Sail the ship Bom pa bom Chop the tree Bom pa bom Skip the rope Bom pa bom look at me!


 1-1
  1
  1
  8
  8
  8
  6
  6

Chorus:

(All together now) All together now (All together now) All together now (All together now) All together now (All together now)

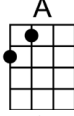
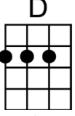
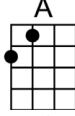
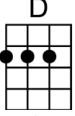
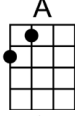
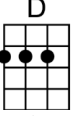
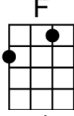
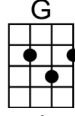
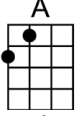
N.C.  8  8  8

<p>(1) All together now</p>  8 to V2	<p>(2) All together now</p>  4 to Refrain	<p>(3, 4) All together now</p>  4 repeat Chorus (going faster)	<p>(5) All-to-ge-ther-- now ----- !</p>  8  12  /
---	--	--	--

2/2 

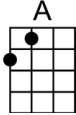
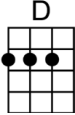
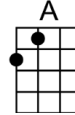
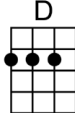
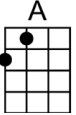
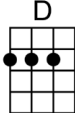
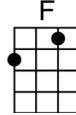
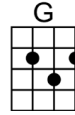
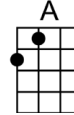
LADY MADONNA

#B-68d
PAGE 1 OF 2

INTRO:          **N. C.**

2 2 2 2 2 2 / / / 1

V1 Lady Ma- -donna children at your feet wonder how you manage to make ends meet ↗
V1 Who finds the money when you pay the rent did you think that money was heav- -en sent to **C1**
V2 Lady Ma- -donna baby at your breast wonder how you manage to feed the rest ↗
V2 *instrumental.... instrumental.... instrumental.... instrumental.... instrumental.... instrumental.... instrumental....* to **C2**

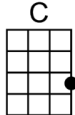
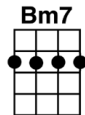
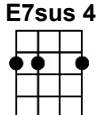
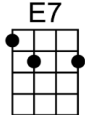
2 2 2 2 2 2 1 1 2

C1 Friday night arrives without a suitcase ⇒ Sunday morning creeping like a nun ↗
C1 Monday's child has learned to tie his bootlace to Refrain
C2 Ba-ba-ba bah, ba-ba Ba-ba-bah ⇒ Ba-ba-ba bah, ba-ba Bah ba-bah, ba-bah ↗
C2 Ba-ba-ba bah, ba-ba Ba-ba-bah to Refrain

4 4 4 4

Refrain: See how they run! **1x to V2**
2x to V3 (page 2)

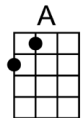
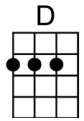
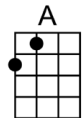
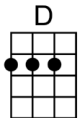
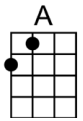
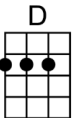
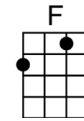
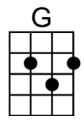
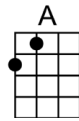
   

/ / / /

LADY MADONNA

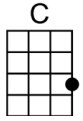
V3 Lady Ma-donna lying on the bed, listen to the music playing in your head ✓

V3 instrumental.... instrumental.... instrumental.... instrumental.... instrumental.... instrumental to C3

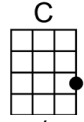
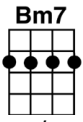
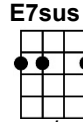
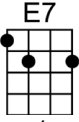
 A  D  A  D  A  D  F  G  A
 2 2 2 2 2 1 1 2

C3 Tuesday afternoon is never ending \Rightarrow Wednesday morning papers didn't come ✓

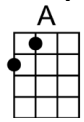
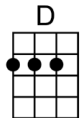
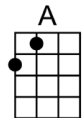
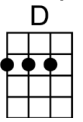
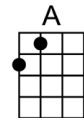
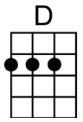
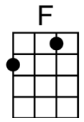
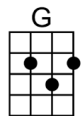
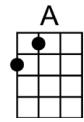
C3 Thursday night your stockings needed mending to Refrain

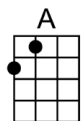
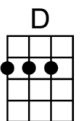
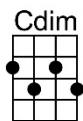
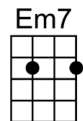
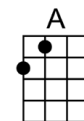
 Dm7  G7  C  Am
 4 4 4 4


Refrain: See how they run! to V4

 C  Bm7  E7sus4  E7
 / / / /

V4 Lady Ma-donna children at your feet, wonder how you manage to make ends meet N. C.

 A  D  A  D  A  D  F  G  A
 2 2 2 2 2 2 1 1 1 1






 A  D  Cdim  Em7  A
 2 2 1/2 1 /

4/4 




HEY JUDE

#B-68e
PAGE 1 OF 2


V1 Hey Jude don't make it bad take a sad song and make it better Re- member to let her into your
 V2 Hey Jude don't be a- fraid you were made to go out and get her The minute you let her under your

N.C.  4  4  4  4  4



V1 heart, then you can start to make it better
 V2 skin then you be- gin to make it better

 4  4  2









(V1)

 1 to V2








(V2)

 1  1 to Bridge 1






B1 And anytime you feel the pain, hey Jude re- -frain, don't carry the world upon your shoulders


 1 - 3  2  2  2  2  4  3  1

B1 For well you know that it's a fool who plays it cool by making his world a little colder da da da

 1 - 3  2  2  2  2  4  4

B1 Da da Da da da da






 2  2  3  1  1 to V3 (page 2)

4/4 


HEY JUDE



#B-68e
PAGE 2 OF 2

V3 Hey Jude don't let me down you have found her now go and get her Re- member to let her into your
 V4 Hey Jude don't make it bad take a sad song and make it better Re- member to let her under your

N.C.  4  4  4  4  4









V3 heart, then you can start to make it
 V4 skin, then you be- gin to make it

 4  4







(V3) better  3  1 to Bridge 2

(V4) to END







B2 So let it out and let it in hey Jude be- gin, you're waiting for someone to per- form with

 1-3  2  2  2  2  4  3  1








B2 And don't you know that it's just you, hey Jude you'll do, the movement you need is on your

 1-3  2  2  2  2  4

B2 shoulder da da da Da da Da da da da to V4

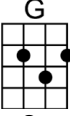
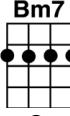
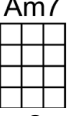
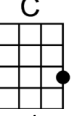
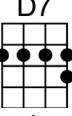
 4  2  2  3  1  1

END: Better better better better better better Ow! Na na na na na na na nan a na Hey Jude 4x

 4  2  /  4  4  4  4

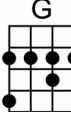
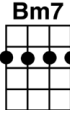
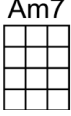
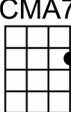
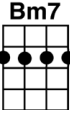
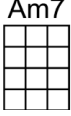
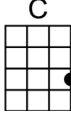
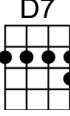
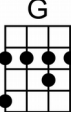
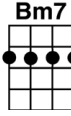

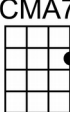
GOOD NIGHT

INTRO:

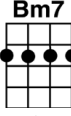

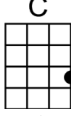
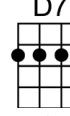
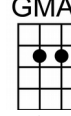
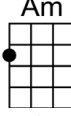
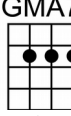
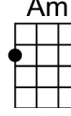
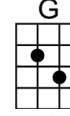
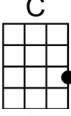
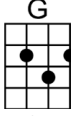
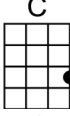
2 2 2 1 1

V1. Now it's time to say good-night. Good night, sleep tight. Now the sun turns out his light.
 V2. Close your eyes and I'll close mine. Good night, sleep tight. Now the moon begins to shine.
 V3. Close your eyes and I'll close mine. Good night, sleep tight. Now the sun turns out his light.

2 2 2 2 2 2 2 2 2 2 2 2

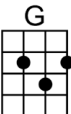
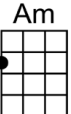
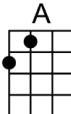
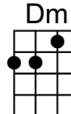
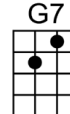
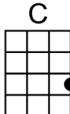
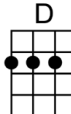
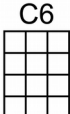
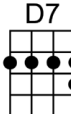
Good night, sleep tight. Dream sweet dreams for me. Dream sweet dreams for you.

2 2 2 2 2 2 2 2 2 2 2 2

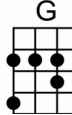
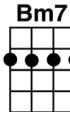

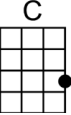
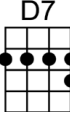
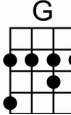
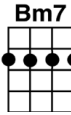
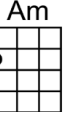
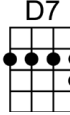
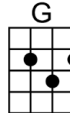
1)
to V2

2) Mm_ mm_ mm_ to V3

2 2 2 2 2 2 2 1 1

3) *(whispered)* Good night, good night, ev'rybody, ev'rybody, ev'ry where, good night.

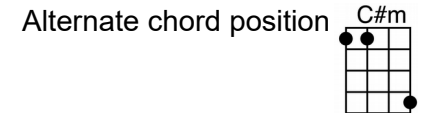
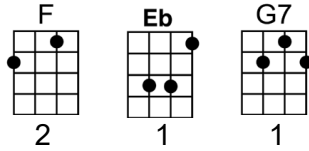
2 2 2 1 1 2 2 2 2 2 4

4/4

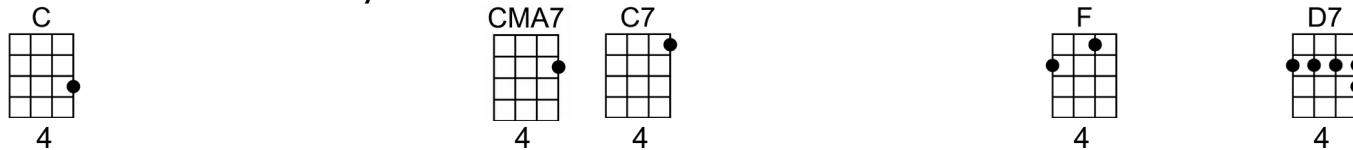
SOMETHING

#B-69a

INTRO:

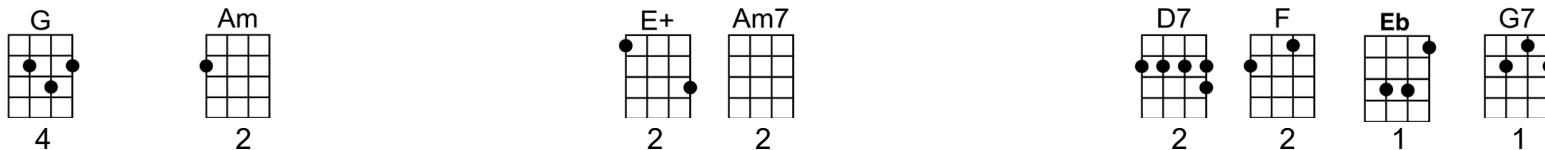


V1. Something in the way she moves attracts me like no other lover. Something in the way she
 V2. Somewhere in her smile she knows that I don't need no other lover. Something in her style that
 V3. Somewhere in the way she knows and all I have to do is think of her. Something in the things she



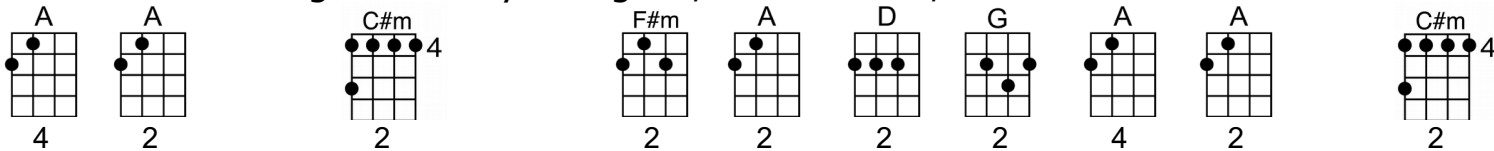
woos me. I don't want to leave her now. You know I believe and how.
 shows me. I don't want to leave her now. You know I believe and how.
 shows me. I don't want to leave her now. You know I believe and how.

V1 → V2
 V2 → BRIDGE
 V3 → END



BRIDGE:

You're asking me will my love grow, I don't know, I don't know. You stick a-round now it may



show. I don't know, I don't know. → V3



 **continued on next page** 

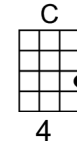
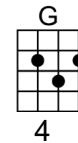
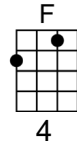
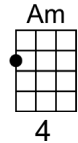
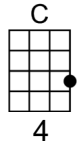
2/2 

OCTOPUS'S GARDEN

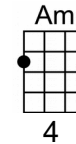
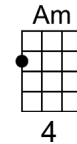
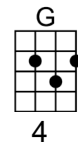
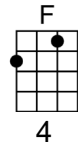
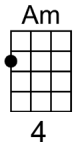
#B-69b

VAMP C (4) Am (4) F (2) G (2) C (4)

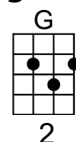
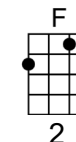
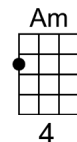
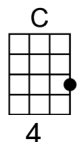
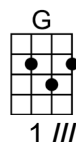
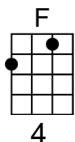
V1. I'd like to be under the sea in an Octopus's garden in the shade. He'd let us in
 V2. We would be warm below the storm in our little hideaway beneath the waves. Resting our heads
 V3. We would shout and swim about the coral that lies beneath the waves. Oh, what joy



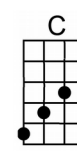
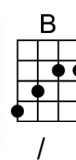
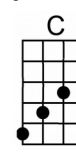
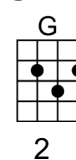
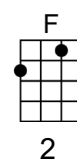
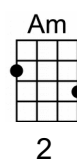
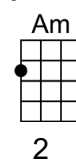
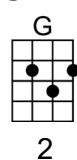
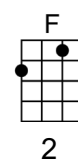
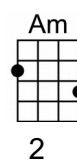
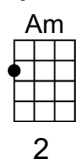
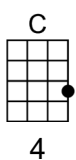
knows where we've been in his Octopus's garden in the shade. I'd ask my friends to come and see
 on the sea bed in an Octopus's garden near a cave. We would sing and dance around
 for every girl and boy knowing they're happy & they're safe. We would be so happy you and me




an Octopus's garden with me I'd like to be under the sea in an Octopus's garden in the
 because we know we can't be found I'd like to be under the sea in an Octopus's garden in the
 No one there to tell us what to do I'd like to be under the sea in an Octopus's garden with



V1,V2 shade. V3. you, in an Octopus's garden with you, in an Octopus's garden with you




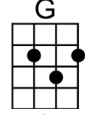
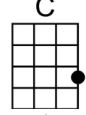
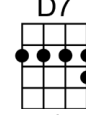
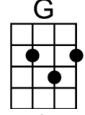
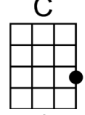
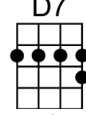
4/4 

HERE COMES THE SUN


B-69c
PAGE 1 OF 2

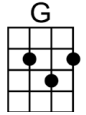
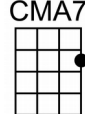
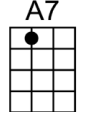
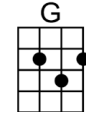
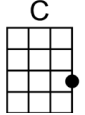
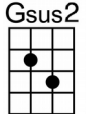
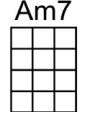
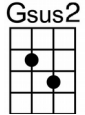
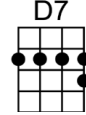
INTRO:



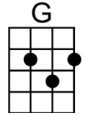
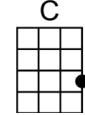
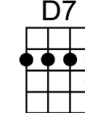
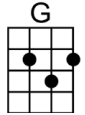
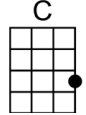
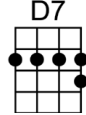
 8
  4
  4
  8
  4
  4


Here comes the sun, doo da doo doo, here comes the sun & I say "It's all right."




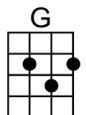

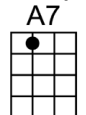
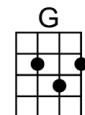
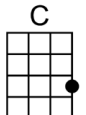
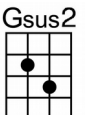
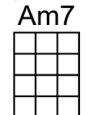
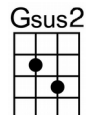
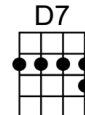
 1 - 7
  1 - 3
  4
  1 - 3
  1 1/2
  1 1/2
  1 1/2
  1 1/2
  2



V1. Little darling, it's been a long, cold, lonely winter. Little darling, it feels like years since it's been here.
 V2. Little darling, the smiles re-turning to their faces. Little darling, it seems like years since it's been here.

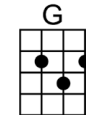
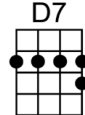
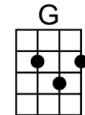
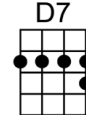
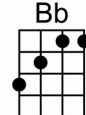
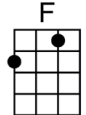
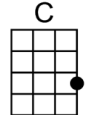
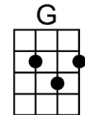
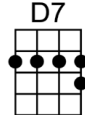
 1 - 7
  1 - 3
  4
  1 - 7
  4
  4

Here comes the sun,  here comes the sun, and I say "It's all right."



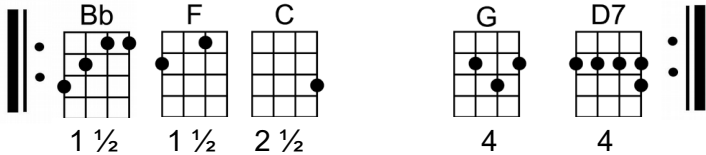
 1 - 7
  1 - 3
  4
  1 - 3
  1 1/2
  1 1/2
  1 1/2
  1 1/2
  2

(1)   (2)

 4
  4
 → V2
  4
  4
  1 1/2
  1 1/2
  2 1/2
  4
  4


HERE COMES THE SUN

Sun, sun, sun, here it comes



Bb 1 ½ F 1 ½ C 2 ½ G 4 D7 4

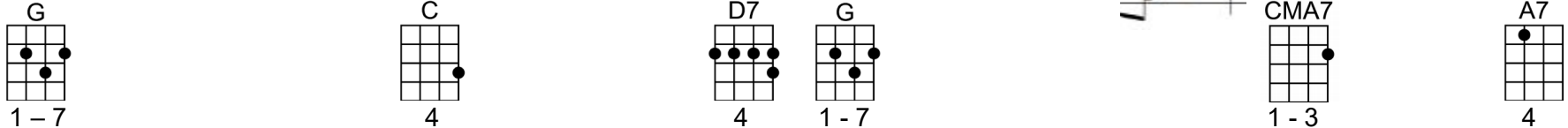
Little darling, I feel that ice is slowly melting.









D7sus 4 D7 8 G 1-7 C 1-3 D7 4

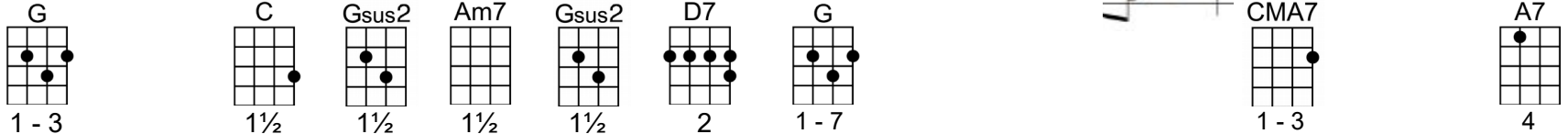
===== REPEAT 5 TIMES =====

Little darling, it seems like years since it's been clear. Here comes the sun,  here comes the sun and I say




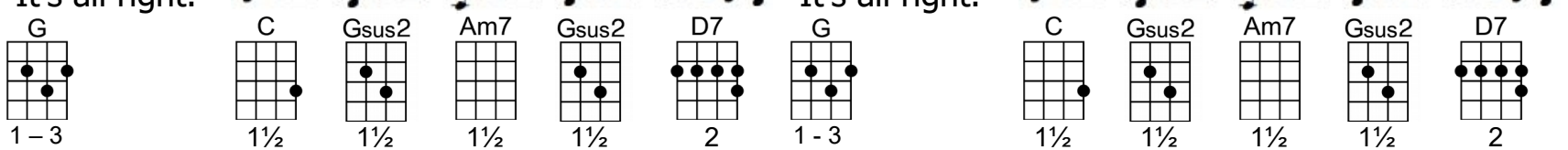
G 1-7 C 4 D7 4 G 1-7 CMA7 1-3 A7 4

"It's all right."      Here comes the sun,  here comes the sun, and I say

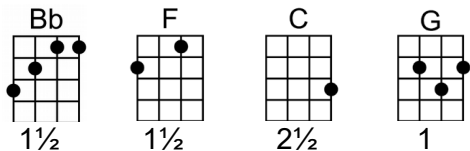


G 1-3 C 1 ½ Gsus2 1 ½ Am7 1 ½ Gsus2 1 ½ D7 2 G 1-7 CMA7 1-3 A7 4

"It's all right."     "It's all right."     




G 1-3 C 1 ½ Gsus2 1 ½ Am7 1 ½ Gsus2 1 ½ D7 2 G 1-3 C 1 ½ Gsus2 1 ½ Am7 1 ½ Gsus2 1 ½ D7 2



Bb 1 ½ F 1 ½ C 2 ½ G 1

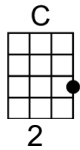
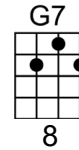
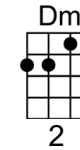
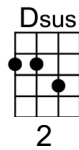
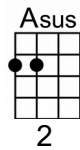
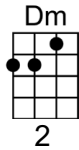
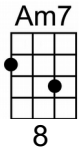
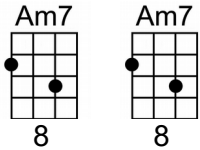
 **continued on next page** 

4/4 

GOLDEN SLUMBERS

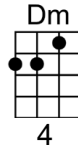
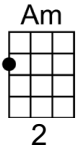
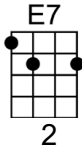
B-69d

Once there was a way to get back homeward.

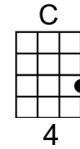
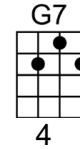


Once there was a way to get back home.

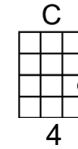
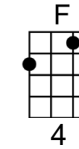
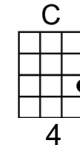
Sleep pretty dar- ling do not cry.



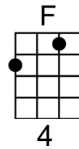
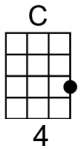
And I will sing a lulla-by.



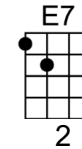
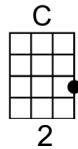
Golden slumbers fill your eyes.



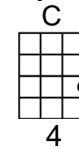
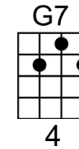
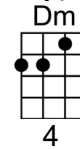
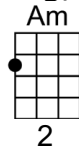
Smiles a- wait you when you rise.



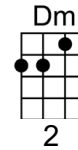
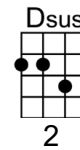
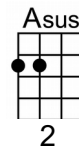
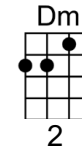
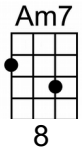
Sleep pretty dar- ling, do not cry,



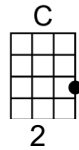
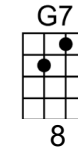
and I will sing a lulla- by.



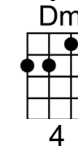
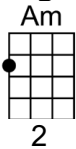
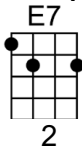
Once there was a way to get back homeward.



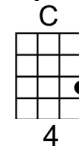
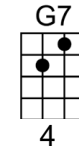
Once there was a way to get back home.



Sleep pretty dar- ling do not cry.



And I will sing a lulla-by.

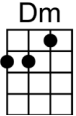
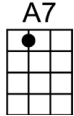
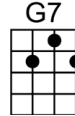
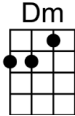
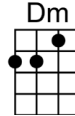
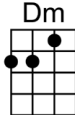
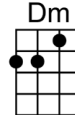


COME TOGETHER

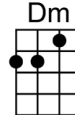
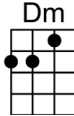
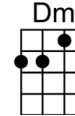
"Shu" (riff) "Shu" (riff) "Shu" (riff) "Shu" (riff) Here come old flat top. He come grooving up slowly. He got joo joo eyeball. He one

 4
  4
  4
  4
  1-3
  1-3
  1-3

holy roller. He got hair down to his knee. Got to be a joker he just do what he please. "Shu" (riff) "Shu" (riff) "Shu" (riff) "Shu" (riff)

 1-3
  1-7
  8
  4
  4
  4
  4

V2. He wear no shoe shine. He got toe jam football. He got monkey finger. He shoot Coca-Cola. He say
 V3. He bag production He got walrus gumboot He got Ono sideboard He one spinal cracker He got

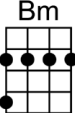
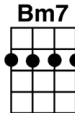
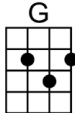
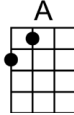
 1-3
  1-3
  1-3
  1-3

I know you, you know me. One thing I can tell you is you got to be free.
 feet down below his knee. Hold you in his armchair you can feel his disease.

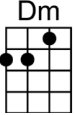
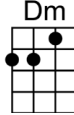
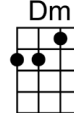
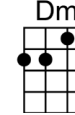
 1-7
  8

to CHORUS

CHORUS: Come to-gether right now over me

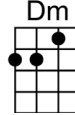
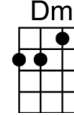
 3
  1
  2
  2

1) "Shu" (riff) "Shu" (riff) "Shu" (riff) "Shu" (riff)

 4
  4
  4
  4

to V3

2) "Shu" (riff) "Shu" (riff)

 4
  4

to Solo

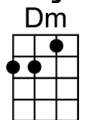
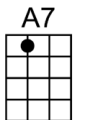

COME TOGETHER

Solo: "right"

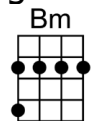
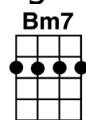
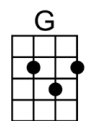
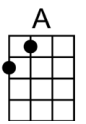
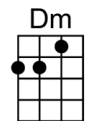


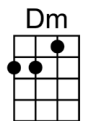
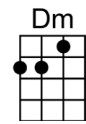
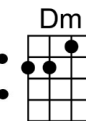
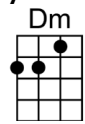
V4. He roller coaster. He got early warning. He got muddy water. He one

 16
  16
  16
  8
  1-3
  1-3
  1-3

mojo filter. He say "one and one and one is three". Got to be good looking 'cause he's so hard to see.

 1-3
  1-7
  8

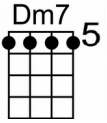
END: Come to-gether right now over me. "Shu" (riff) "Shu" (riff) "Shu" (riff) "Shu" (riff) Oh Come together, yeah

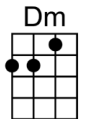

 3
  1
  2
  2
  4
  4
  4
  4
  8
  4
  4

Repeat and fade

Options for Riff:

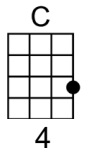
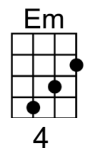
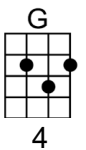
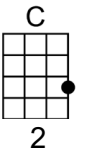

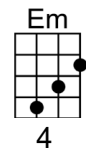
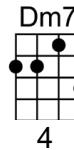
<p>A -----8---5--- E -----3 > 5--- C ---2---2--- G -----</p> <p>notes: D D G A F D</p>	or	<p>A -----0---8---5--- E ----- C ---2---2--- G -----</p> <p>D D A F A</p>	or	<p>A -----3--- E -----3 > 5--- C ---2---2--- G -----</p> <p>D D G > A C</p>
--	----	--	----	--

or with a low G try  5

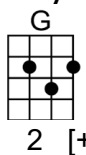
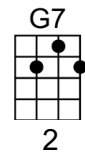
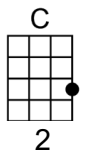
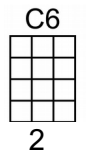
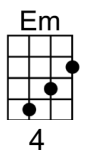
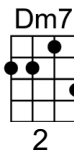
<p>A -----8---5--- E -----5--- C ----- G ---7---7--- D D A F D</p>	or Play arpeggio		and/or	
--	------------------	---	--------	---

ACROSS THE UNIVERSE

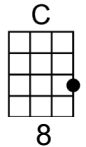
Words are flowing out like endless rain into a paper cup, they slither while they pass, they slip a-

way across the uni-verse. Pools of sorrow, waves of joy are drifting through my opened mind, pos- sessing and ca-

ressing me. Jai Guru Deva. Om. Nothing's gonna change my world. Nothing's gonna change my world.





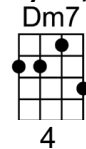
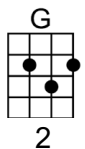
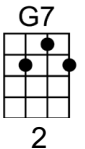
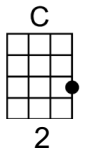
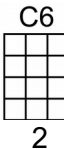
Nothings' gonna change my world. Nothing's gonna change my world. Images of broken light which dance








before me like a million eyes, they call on me on and on a-cross the uni-verse. Thoughts meander like a restless

4/4 

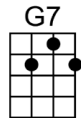
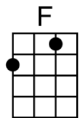
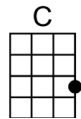
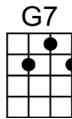
ACROSS THE UNIVERSE

#B-70a
PAGE 2 OF 2

wind inside a letter box, they tumble blindly as they make their way across the universe. Jai Guru Deva. Om.

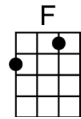
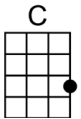
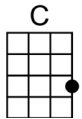
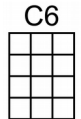
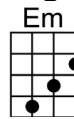
 4
  4
  2
  2 [+1]
 *  8
  4

Nothing's gonna change my world. Nothing's gonna change my world. Nothing's gonna change my world.

 8
  4
  4
  8

Nothing's gonna change my world.

Sounds of laughter shades of life are ringing through my open ears in-

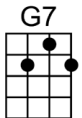
 4
  4 **2x To END**
  2
  2
  4

citing and in-ving me. Limitless undying love which shines around me like a million suns, and calls me on and on a-

 2
  4
  2
  2
  4
  4

cross the uni-verse.

END: Jai Guru Deva. Jai Guru Deva. Jai Guru Deva. **(FADE)**

 2
  2
 TO *
  8
  8
  8

4/4 

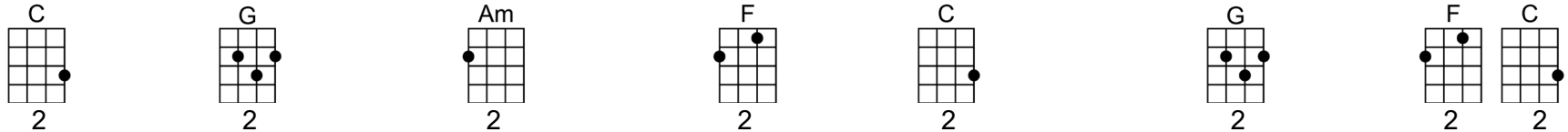
LET IT BE

#B-70b
PAGE 1 OF 2

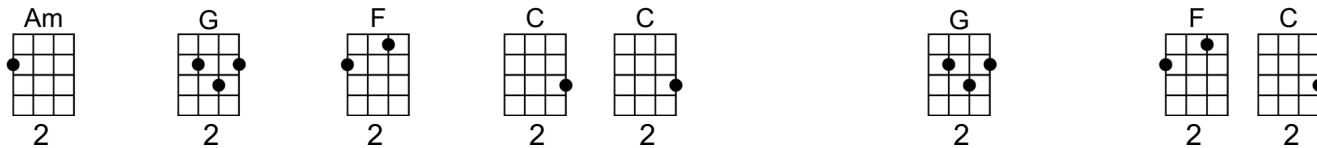
VAMP: C (2) G (2) Am (2) F (2) C (2) G (2) F (2) C (2)



V1. When I find myself in times of trouble Mother Mary comes to me speaking words of wisdom, let it be →V2
V2. And in my hour of darkness she is standing right in front of me speaking words of wisdom, let it be

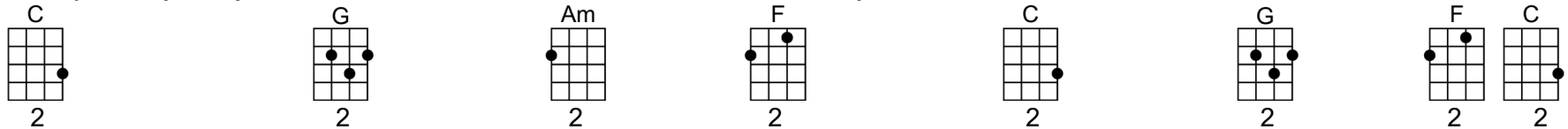


Let it be, Let it be, Let it be, Let it be Whisper words of wisdom, let it be

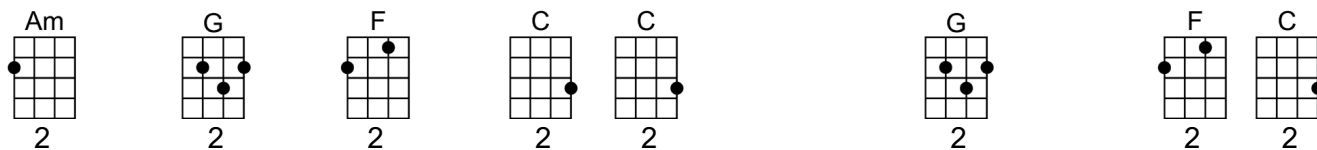


Go to V3

V3. And when the broken-hearted people living in the world agree there will be an answer let it be →V4
V4. For though they may be parted, there is still a chance that they will see there will be an answer let it be



Let it be, Let it be, Let it be, Let it be There will be an answer, let it be ↙
Let it be, Let it be, Let it be, Let it be Whisper words of wisdom, let it be



Go to V5

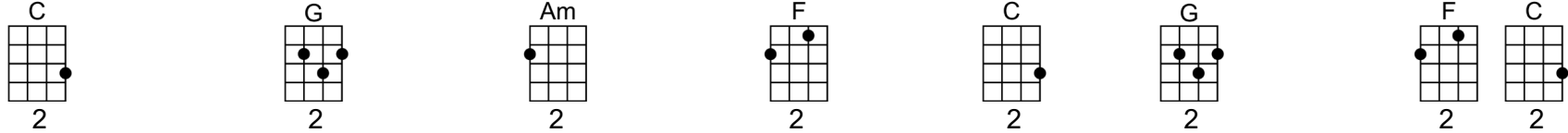
4/4 

LET IT BE

#B-70b
PAGE 2 OF 2

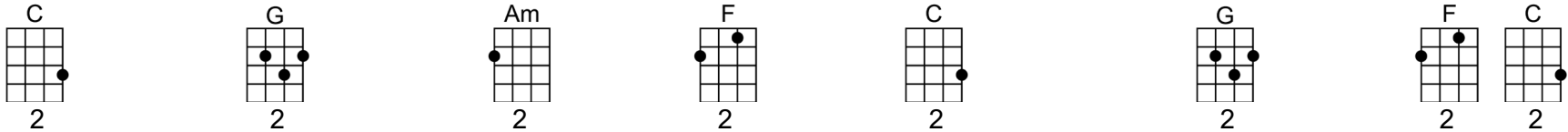
V5. And when the night is cloudy there is still a light that shines on me shine until tomorrow, let it be →V6

C G Am F C G F C



V6. I wake up to the sound of music Mother Mary comes to me speaking words of wisdom, let it be

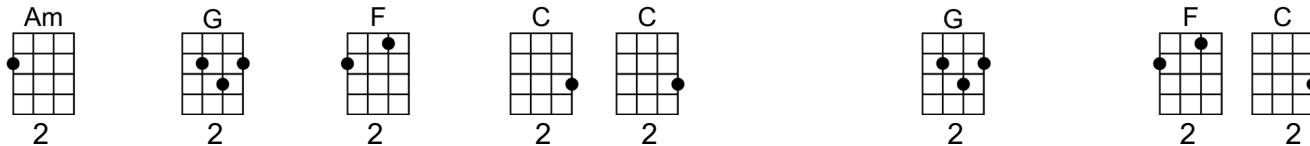
C G Am F C G F C



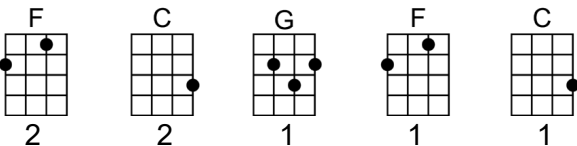
Let it be, Let it be, Let it be, Let it be There will be an answer, let it be ↙

Let it be, Let it be, Let it be, Let it be Whisper words of wisdom, let it be → END

Am G F C C G F C

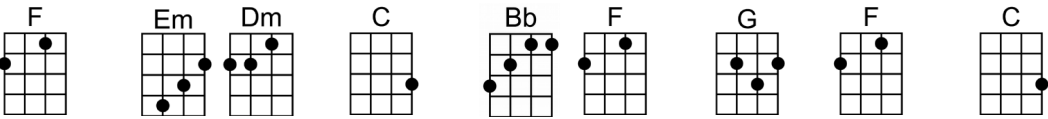



END: F C G F C



Alternate End:

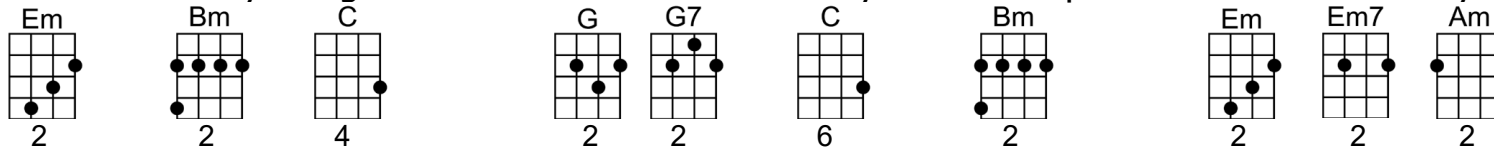
F Em Dm C Bb F G F C

THE LONG AND WINDING ROAD


V1. The long and winding road that leads to your door will never disappear. I've seen that
 V2. The wild and windy night that the rain washed away has left a pool of tears crying

Em Bm C G G7 C Bm Em Em7 Am



road before. It always leads me here. Lead me to your door. to V2
 for the day. Why leave me standing here? Let me know the way. to BRIDGE

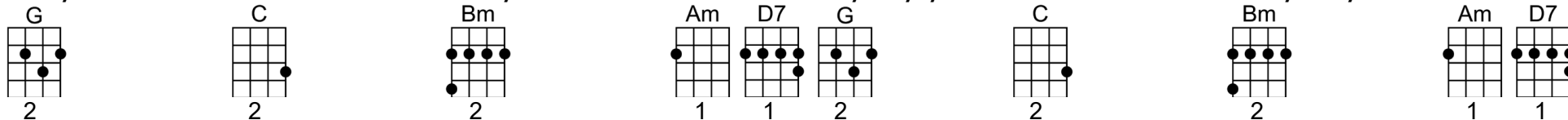
D7 G7sus G7 C Bm Em Em7 Am D7 G



BRIDGE: (2nd x instrumental)

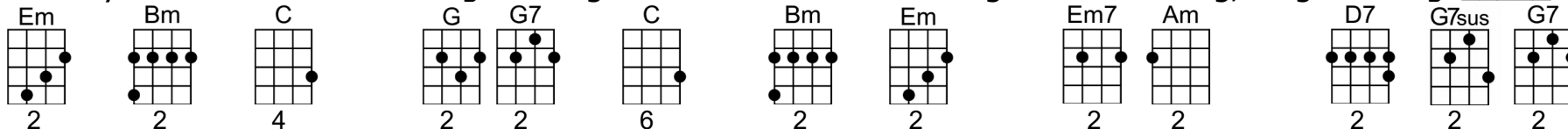
Many times I've been alone and many times I've cried. Anyway you'll never know the many ways I've tried and

G C Bm Am D7 G C Bm Am D7



V3. still they lead me back to the long winding road. You left me standing here a long, long time a-go_____

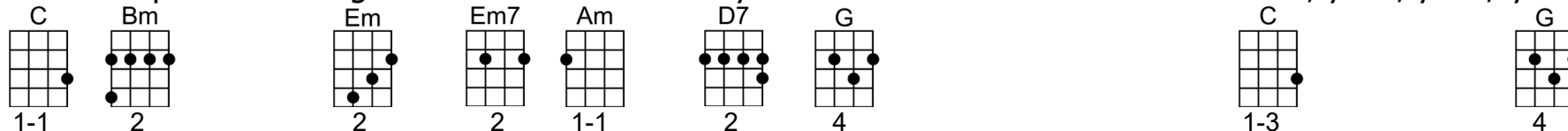
Em Bm C G G7 C Bm Em Em7 Am D7 G7sus G7




V3.1 Don't leave me wait-ing here. Lead me to your door. to instrumental BRIDGE + V3

V3.2 Don't keep me wait-ing here. Lead me to your door. > > > END: Yeah, yeah, yeah, yeah

C Bm Em Em7 Am D7 G C G



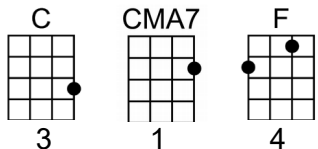
4/4 

IMAGINE

#B-71a

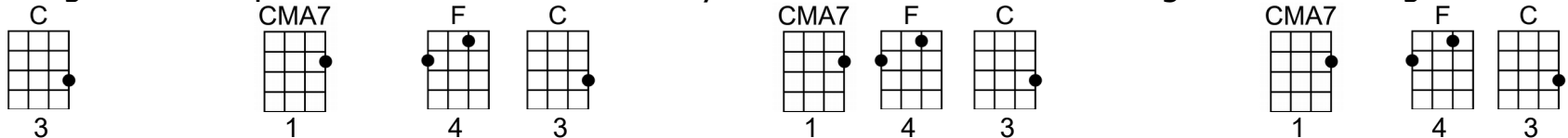
Intro 2x

C CMA7 F



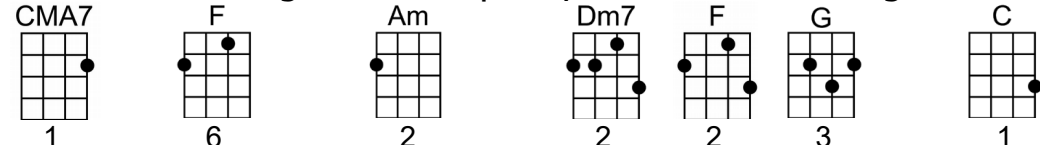
V1. Imagine there's no heaven It's easy if you try No hell below us above us
 V2. Imagine there's no coun-tries It isn't hard to do Nothing to kill or die for and no religion
 V3. Imagine no posses-sions I wonder if you can No need for greed or hun-ger a brotherhood

C CMA7 F C CMA7 F C CMA7 F C



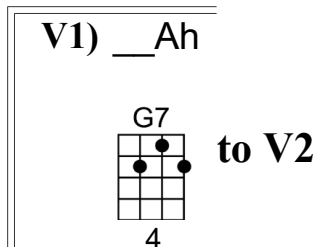
only sky __Imagine all the peo-ple living for today
 too __Imagine all the peo-ple living life in
 of man __Imagine all the peo-ple sharing all the

CMA7 F Am Dm7 F G C



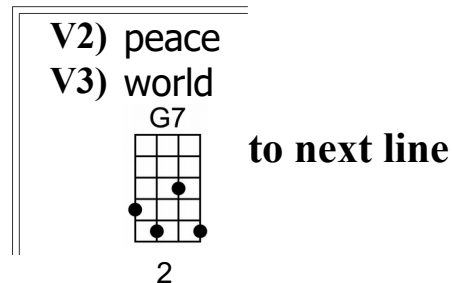
V1) __Ah

G7 to V2



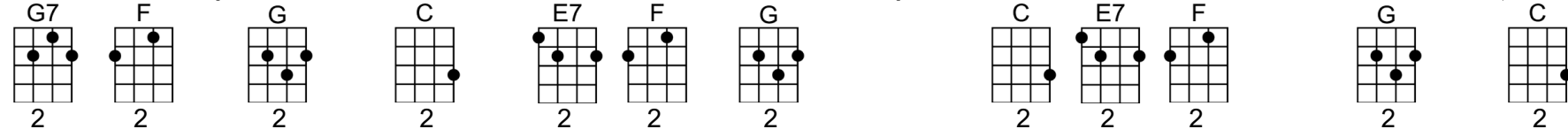
V2) peace
 V3) world

G7 to next line



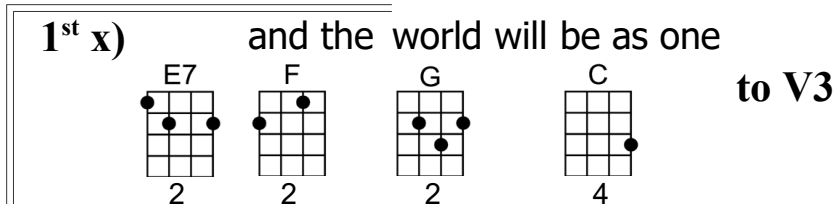
You__ you may say I'm a dreamer But I'm not the only one I hope some day you'll join us

G7 F G C E7 F G C E7 F G C



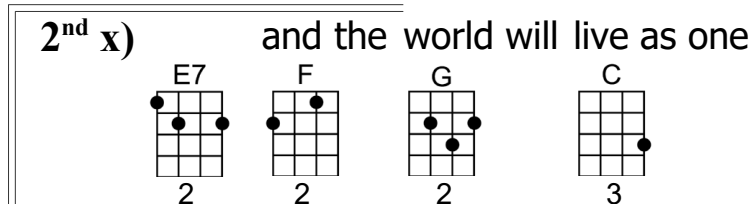
1st x) and the world will be as one

E7 F G C to V3



2nd x) and the world will live as one

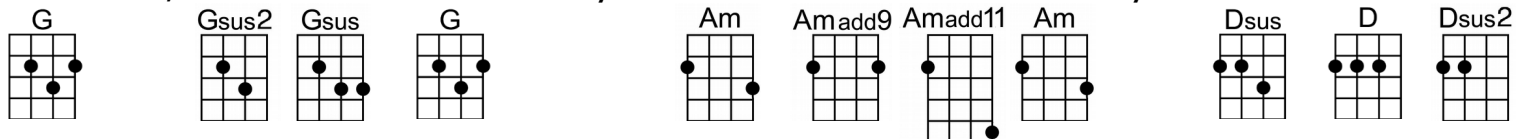
E7 F G C



HAPPY XMAS (WAR IS OVER)

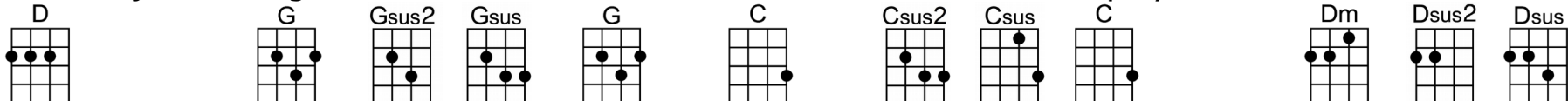
V1. So this is Christmas, and what have you done? A- nother year over and a

G Gsus2 Gsus G Am Amadd9 Amadd11 Am Dsus D Dsus2



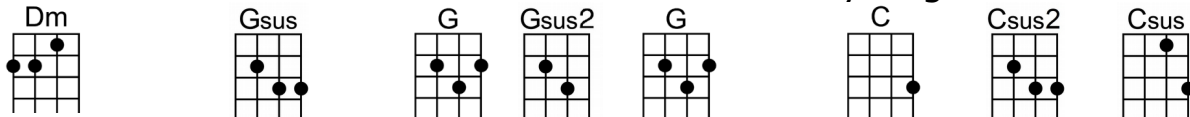
new one just be- begun. And so this is Christmas I hope you have fun The

D G Gsus2 Gsus G C Csus2 Csus C Dm Dsus2 Dsus



near and the dear ones the old and the young. To CHORUS (page 2)

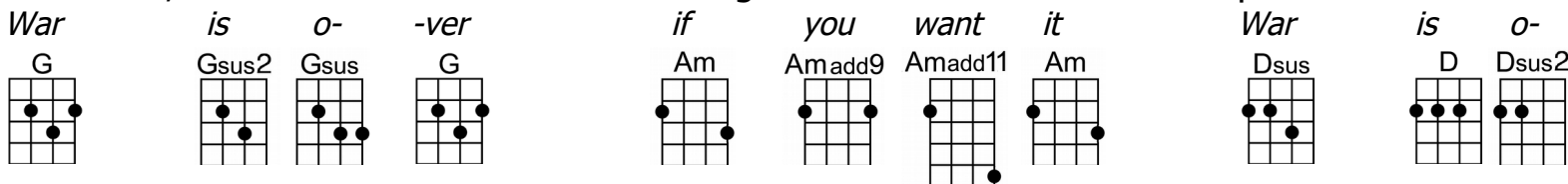
Dm Gsus G Gsus2 G C Csus2 Csus



V2. So this is Christmas, for weak and for strong. For rich and the poor ones

War is o- -ver if you want it War is o-

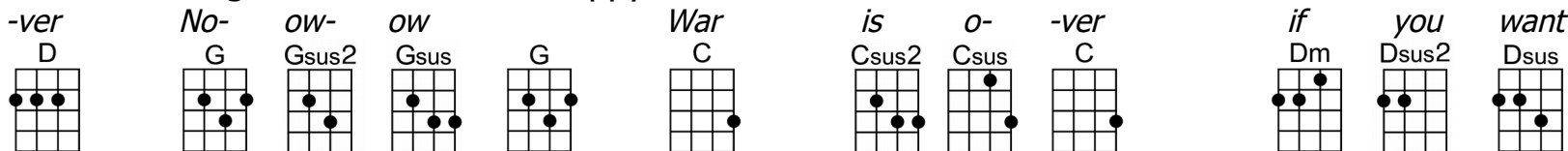
G Gsus2 Gsus G Am Amadd9 Amadd11 Am Dsus D Dsus2



the road is so long. And so happy Christmas for black and for white For the

-ver No- ow- ow War is o- -ver if you want

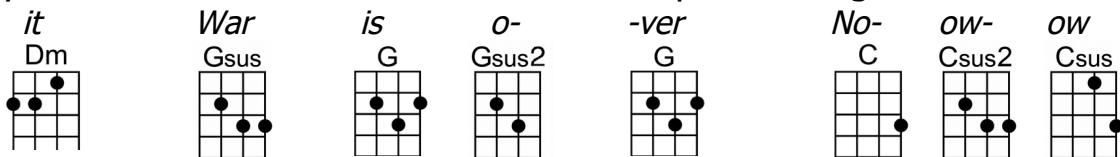
D G Gsus2 Gsus G C Csus2 Csus C Dm Dsus2 Dsus



yellow and red ones Let's stop all the fight.

it War is o- -ver No- ow- ow

Dm Gsus G Gsus2 G C Csus2 Csus

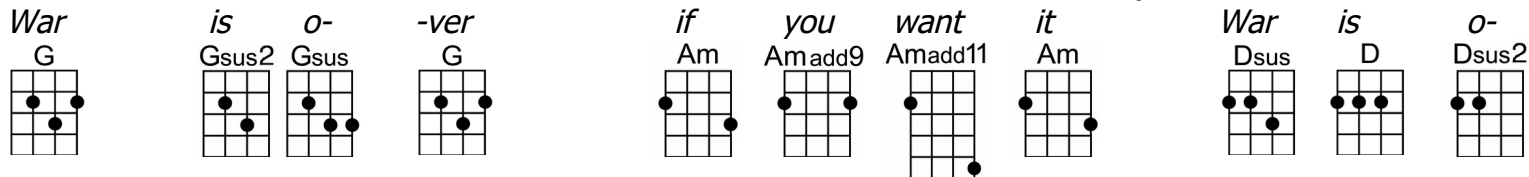


Repeat CHORUS

HAPPY XMAS (WAR IS OVER)

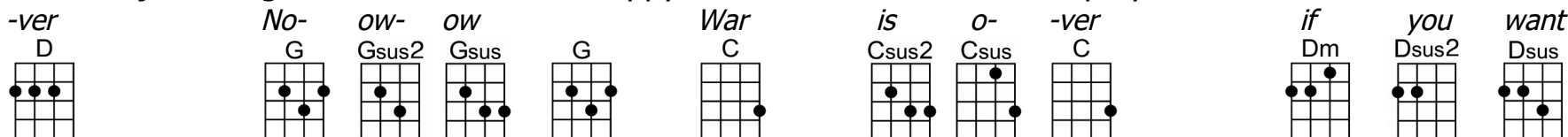
V3. So this is Christmas, and what have we done. A- nother year over and a

War *is* *o-* *-ver* *if* *you* *want* *it* *War* *is* *o-*
 G Gsus2 Gsus G Am Amadd9 Amadd11 Am Dsus D Dsus2



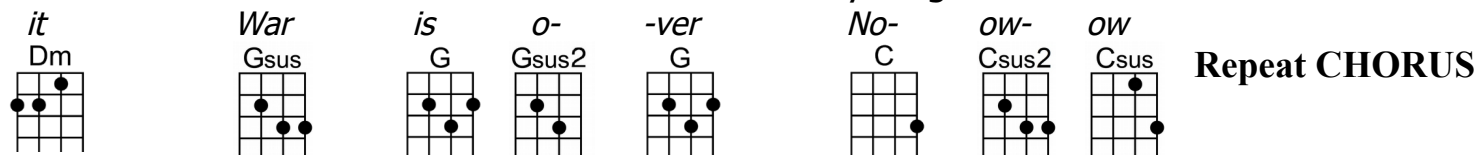
new one just be- gun. And so happy Christmas we hope you have fun The

-ver *No-* *ow-* *ow* *War* *is* *o-* *-ver* *if* *you* *want*
 D G Gsus2 Gsus G C Csus2 Csus C Dm Dsus2 Dsus



near and the dear one The old and the young.

it *War* *is* *o-* *-ver* *No-* *ow-* *ow* **Repeat CHORUS**
 Dm Gsus G Gsus2 G C Csus2 Csus



CHORUS: A very merry Christmas & a happy new Year, Let's hope it's a good one without any fear.

C7 F G Dm F C D7 **1x V2**
 **2x V3**
3x Outro

OUTRO: *War* *is* *o-* *-ver* *if* *you* *want* *it* *War* *is* *o-* *-ver* *now. .*
 G Gsus2 Gsus G Am Amadd9 Amadd11 Am Dsus D Dsus2 D G Gsus2 Gsus G

