

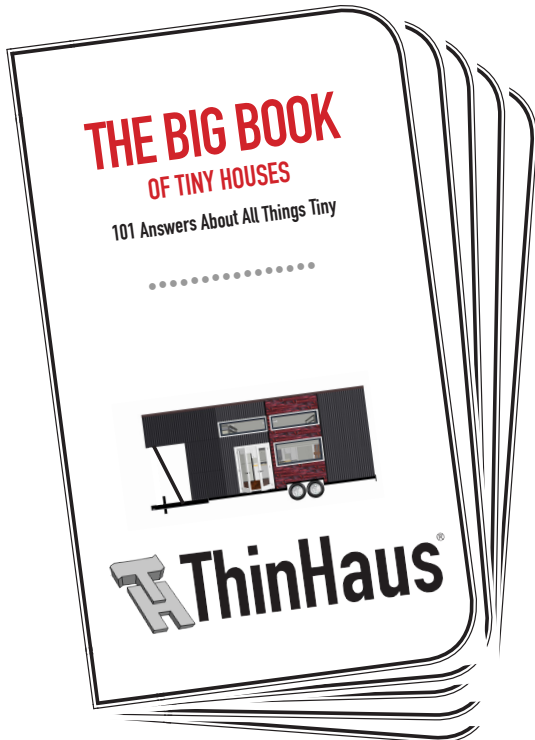
101 Answers About All Things Tiny
THE BIG BOOK
 OF TINY HOUSES

Free!
 Just Ask

Question #26: Who mows the lawn? Love that question because it really shows that living tiny is so foreign to most folks that even simple, everyday obvious things become confusing. ThinHaus has learned a thing or two (actually here we have 101 of them here) over the years as we have built great tiny houses and we wanted to share that with you. So here it is. By the way, the answer to #26 is ... you do ... duh!

IT'S A REAL PAPER BOOK

Maybe we're just a little bit old fashioned, but this book is ... a book. It's pocket sized and made of paper (the size of a Field Notes journal) and comes to you in an envelope. It's Free! and we'll pay the postage, so all you need to do is ask for a copy.



It's not available at your local book store and Amazon does not have it (yet) ... so this is the only place to get it.

101 QUESTIONS AND ANSWERS


You will need to tell us your mailing address so that we'll need to know where to send this. It is not a PDF file, so we'll need more than just your email. ThinHaus promises not to send you more stuff. Just this little book and our best wishes.

Email: bigbook@thinhaus.com to order your copy. Worldwide delivery from stock available today.

ThinHaus ... // 'Thin' / 'Hao' -ss' ... classic 21st century residential domain characterized by recognizable stock-built construction, efficient living spaces and moveable foundation; nominally 10' wide by 24' long with full bath, kitchen, stairs and multiple bedroom lots

synonyms: "modern living space" and "affordable housing"
antonyms: "mobile home" and "rv"

©ThinHaus 2020
Version 1.02



www.thinhaus.com

ThinHaus
FACTS & FIGURES

MAX TOWING

F150/1500	8,000 lbs (2 x 3,500 lb Axles)
F250/2500	15,000 lbs (2 x 7,000 lb Axles)
F350/3500	18,000 lbs (3 x 5,000 lb Axles)
F450/4500	24,000 lbs (3 x 7,000 lb Axles)

TOWING GUIDELINES


Max Unpermitted Width	6'6"
Oversize Max Width	10'
Overall Max Length	65'
Max Non-CDL Weight	26,000 lbs

MAX TIRE LOAD RANGE

Type 'E' Tire	3,200 lbs
Type 'F' Tire	3,500 lbs
Type 'G' Tire	3,750 lbs

BTU's to AMPS

1,000 BTUs	2.6 Amps
5,000 BTUs	13.3 Amps
12,000 BTUs	31.2 Amps



Scan Here to Buy Your ThinHaus

WORLD OF TINY

34. Is this an RV?
 No ... an RV is not built for year round living and a tiny house is. The walls are thicker and better insulated in a tiny house, the appliances are full sized and the electrical box is bigger. A tiny house is a house. An RV is a mobile vacation center.

35. Is this a mobile home?
 In some ways, it is. A tiny house on wheels (ThoW) can certainly be moved, but most "mobile homes" are wider and are more in the "park model" world.

48. Can I live in a mobile home park?
 While there have been some reports of tiny homes being turned away because of confusion and certifications, you will probably find mobile home parks to be receptive to tiny houses.

49. What is a "park model"?
 This is the more traditional "mobile home" with widths over 10' and fixed foundations.

71. Where do I put my tiny house?
 This is the big question! If you own land, that can work. More and more cities are looking for ways to accommodate tiny homes, as are private landowners. A newer solution is putting tiny houses in backyards and calling them "ADUs."