



THE SQUEAKS

PINEY WOOD MODEL A FORD CLUB

VOLUME 50 - ISSUE 6 -June 2024

Inside This Issue

PWA Web Address: www.pineywoodmafc.com

From the President's Desk	2	2024 Texas Tour	19
PWA Meeting Minutes	3	Touring Rules	22
May Events	5	Sunshine Report	24
Pioneer Flight Museum	7	Bonnies Bits	25
I Sold My Model A	10	Hats Off	27
A of the Day	11	Handkerchiefs	28
MAFFI Newsletter	12	Brake Drums	30
MAFCA Presidents Letter	13	Humor	32
MAFFI Sweepstakes	14	For Sale	33
Southwest Model A's	15	Supporting Friends	35
PWA Membership Form	16	Rubber Chicken Award	37
Calendar Events	17	PWA Officers	38

MOTTO

To promote and stimulate
the preservation, restoration,
and maintenance of the
Model A Ford automobile.

QUALIFICATIONS

Any person sincerely interested in the
Model A Ford automobile and the
purpose of this club shall be eligible
for membership as an active member.

From the President's Desk

By: David Teale

Dear Model A Friends,

Well, it's hard to believe that the middle of the year is quickly approaching, and another Texas Tour is at our doorstep. Now is the time to get those cars in shape for the tour. Henry told us to lubricate every 500 miles. Don't forget to oil those mostly hidden, forgotten spots like the throttle linkage oil wells near the firewall.

We had a great turnout at the May meeting at Valley Ranch along with a great technical session on LED Flickering causes and cures for the Model A. I want to give a special thanks to Michael Eisenbise for an outstanding presentation. This presentation will be the source in an upcoming Restorer Magazine article. Keep your eyes peeled for it. Thanks again.



June also marks the time of year when we have the Texas Tour. This year it is in Nacogdoches, Texas. This is another good reason to give your cars a good once over and get them into shape. I hope to see everyone at the tour. It's going to be great fun!

Remember to check out the website for upcoming events. Saturday, June 8th is our breakfast followed by our offsite meeting at Jim and Kathy Hartzog's house. Don't forget the upcoming Ladies Luncheon July 17th.

I look forward to seeing everyone soon!

Happy Motoring!

PWA Meeting Minutes

By Joyce Perkins

Piney Woods Model A Club
Meeting: May 14, 2024
Held: Valley Ranch Restaurant

Meeting was called to order at 7:01 by David Teale, President
Opening Prayer was led by Mitzi Shaddix,
Pledge was led by David Teale

Minutes from the Club Meeting on April 10, 2024, were provided to members in the May Newsletter for review. No corrections or comments were received. Motion to approve minutes was received from Frank DeLucia and seconded by Tom Bragaw, All in Favor, Motion passed.



Opening Comments provided by President, David Teale:

David announced that Timing Pin Tools were still available for those who would like to purchase them. David introduced new members who were in attendance: Toni & Darlene Block, Wade Gillespie, and Frank McCurry.

David announced that the men's technical would be provided this evening by Micheal Eisenbise on LED Flickering. David announced that for all those that signed up for a License Plate topper, Marion will have them available for pickup this evening.

Events: Report of recent and upcoming Events were provided by David Teale in Ron Cherry's absence:

David shared pictures of the roads to travel for the Pickett House tour that was postponed on 05.11.2024 due to local flooding. The roads have heavy damage and rescheduling the Pickett House tour will be set for some time in the fall of the year to allow local authorities time to repair the roads.

The ladies' luncheon on 05.15.2024 had to be canceled due to Kim will not be able to attend. David commented that only one other member had planned to attend. David shared concern on the low attendance of the Ladies' Monthly Luncheons. David has requested the ladies in attendance to discuss at the break the possible reasons for continued low attendance and what changes could be recommended to increase attendance. Thoughts on reasons location, dates, times, frequency and possibly even cancelling them for a time.

June 13th -16th, Texas Tour in Nacogdoches, David encouraged all that plan to attend and have not registered to make sure and get them sent in by the deadline, 05.31.2024. Troy Walling indicated he had made his accommodation but is not going to be able to attend. If anyone still needs a room, get in touch with Troy. Another club member mentioned they tried to reserve a room at Comfort Suites and the rates have increased to more than \$300+. Blocked room rates have expired and reverted to the standard rate. Further details for our club will be sent closer to time.

June 8, 2024, Sat. – PWA Breakfast, 8:00 AM – 9:00 AM be at Harris County BBQ in Tomball,

June 8, 2024, Sat. – PWA June Club meeting 10:00 AM – 12:00 AM Meeting will offsite be hosted by Jim & Kathy Hartzog.

The location will be at Jim & Kathy's home at 17410 W. Summer Rose Court, Cypress, Tx 77429.

Treasurer Report: Frank DeLucia provided the April Treasury report. The report included an update on the 2024 budget with several modifications. The motion to approve Budget Report modifications was received from Tom Bragaw and seconded by David Gould. All approved and Motion passed. Frank also provided the April Treasury report of the bank account status to include credits received and payments made for club expenses. Motion to approve financial report was received from Troy Walling and seconded by Marilyn Hitchcock, all approved, Motion passed.

Sunshine Report: Mitzi Shaddix presented the May report of Birthdays and Anniversaries. All will be included in the upcoming monthly newsletter. Happy Birthday and Congratulations!

Registrations: Perry Jones was not in attendance this evening, and no reporting on registrations was provided.

National News: Dan Kundts indicated a new article will be in the upcoming publication of the Restorer Magazine.

Newsletter: Troy Walling shared that a new very good article will be included in the upcoming Newsletter, not to be missed. Troy also indicated that he was planning on attending the Texas Tour, however, he will not be able to attend after all and he has already made his reservation with the Comfort Suites and if anyone is planning on attending and still need a room please get in touch with Troy.

Toolbox: Frank DeLucia reported, Bill Miller has taken over managing the Club Tool Chest. Bill provided information on the tools available to all members and explained for new members in attendance that there is no rental on any tool just a small deposit (\$20) that will be returned to the member when the tool is returned.

Library: Tom Bragaw reported that one book had been checked out in the month. He provided information to new members on the Library of resource materials available to members.

Club Apparel: Marion provided the new Club License Plates for those who order. Shirts previously ordered were also delivered.

Break : was taken at approx. 7:45, and the men remained in the room for the Technical presented by Micheal Eisenbise on LED lights flickering and how to repair it. The ladies went to the lobby area and learned a new card game "Crazy Bridges".

Discussion on the ladies' luncheons at break requested by David Teale. Reasons discussed included some working and not available, luncheon location, and no reminders of the event, and it is forgotten. Suggestions to give event an opportunity to continue with an increase in reminders sent of upcoming luncheons. Suggestions were provided to David; he agreed and will forward to Kim.

50/50 Drawing: Micheal Eisenbise won the drawing, and he donated the winnings to the club.

Adjournment: Motion to adjourn meeting was received from Art Shaddox, seconded by Jim Hartzog, all approved, Motion passed, the meeting ended at 8:35.

Respectfully Submitted by
Joyce Perkins, PWA Secretary

May Events 2024

By: Troy Walling

During May, we experienced bad weather that affected not only the planned tours but several members as well.

The tour to the Pickett House in Woodville was canceled due to torrential rains that made many roads impassable

The Monthly breakfast was rescheduled as well. Our hearts go out to all those affected

May 11th

Magnolia Diner in Magnolia, Texas



19 Members enjoyed a great morning catching up on all the latest news





Michael Eisenbise presented a great technical about the problems associated with flickering LED bulbs at our monthly Piney Wood A's meeting. It was complete with all the documentation as well. Below are the attached links to both the presentation and documentation.

Thank you Michael Eisenbise

[Presentatoin](#)

https://practicalreliabilitysolucom-my.sharepoint.com/personal/michael_practicalreliabilitysolutions_com/_layouts/15/onedrive.aspx?id=%2Fpersonal%2Fmichael%5Fpracticalreliabilitysolutions%5Fcom%2FDocuments%2FMaster%20USB%20Drive%2FPersonal%20f%20older%2FPersonal%2FInstruction%20Manuals%2FFord%20Model%20A%2FPiney%20Woods%20MAFCA%2FPresentatoin&ga=1

Our hearts go out to all the people of Houston and surrounding areas who were affected by the tornadic winds that ripped through our neighborhoods on May 16th. This affected many of the members of the Piney Wood A's

Pioneer Flight Museum Spring Wheels & Wings

By Perry & Tammie Jones

On May 4th Tammie and I attend the Spring bi-annual Wheels & Wings fly-in in Kingsbury TX. This event includes Model T's, Model A's, vintage planes as well as classic cars. Also on site is a museum (free of charge), a gift shop, and plenty of food vendors.



In addition to cars and planes that perform WWI re-enactments. There were a lot of guests who dressed for the day in period attire.

The highlight of the day is seeing the vintage planes do a fly-in.

Of course, Tammie & I played our part by dressing in era attire as well as a lot of other folks. We were accompanied by **Jake Hellbach, Delores Taylor, Roland Salazar, Cindy Salvus, Nora Flores, and Phillip Walker**

Our group has grown quite a bit and we are always looking for others to join in on the fun. Of course, we have our own photography team with Jake and Delores but this year there was a noticeable increase of guests taking our pictures.



There were 25,000 Stories at the Kingsbury Fly-in This is just one of them

The turnout for the Kingsbury Fly-In attracted many people, but also some undesirable outlaws as well. A group of criminals led by Machine Kelly decided to rob the local bank

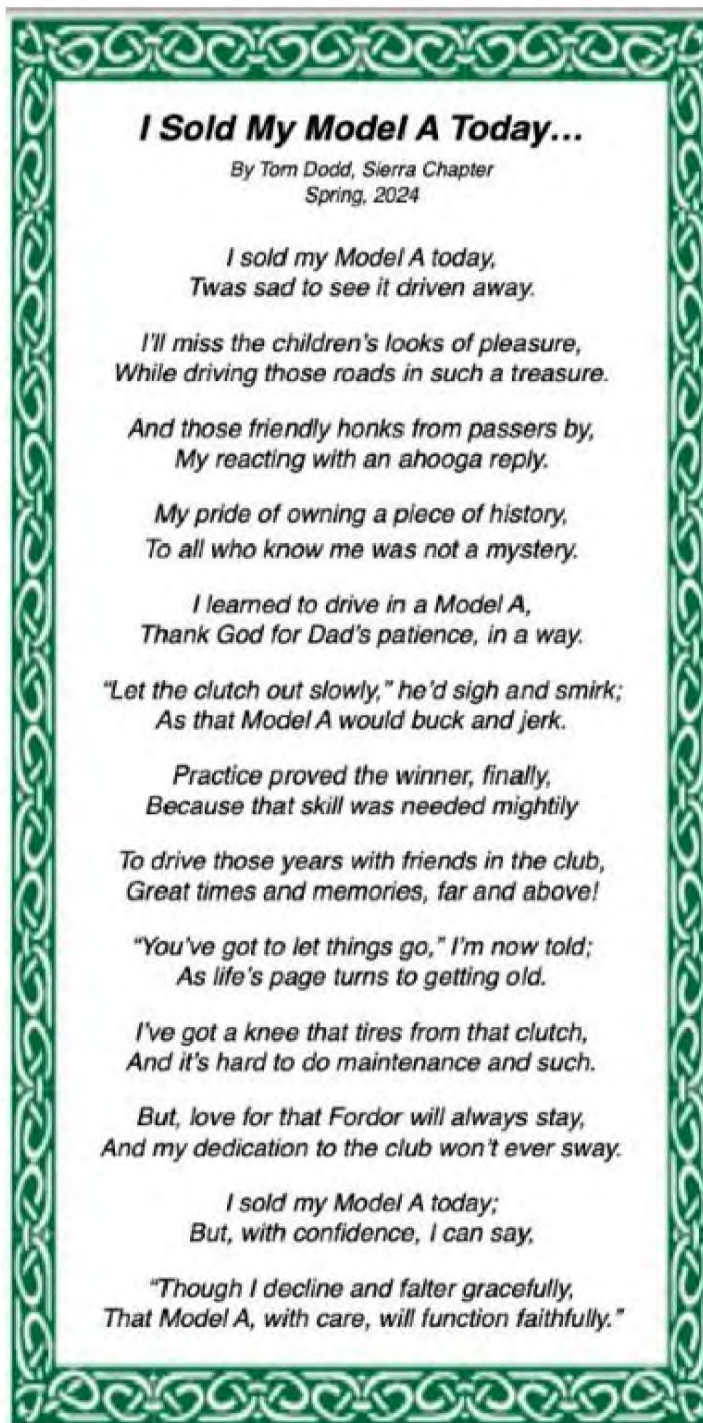


However, they were spotted by our heroine Tammie who suspected they were up to no good



She notified the authorities. But unknown to her Undercover agents were ready for them and quickly drove them away

At the risk of causing depression, here is a piece forwarded to a club member from a contact in the USA.



To all My Good Friends in Our Model A World,

A good friend and "Fellow Newsletter Editor" in Fresno, CA, came to a point in his life that he made a hard decision, "to sell his Model A."

Tom and I are about the same age and are facing a lot of hard decisions in life now.

This attached poem was penned by my friend, I believe, with a lot of tears.

Please take time to read his beautiful and well written poem and reflect on this point coming to a lot of us soon.

Phil Kneeland

Charter Oak Model A Club

Visalia, CA



"And I'm proud to be an American, where at least I know I'm free. And I won't forget the men who died, who gave that right to me."

—Lee Greenwood



The A of the Day submitted by Bill Devore
included two members of the Piney Wood A's
Robert Bullard and Jim Blaszcak

MAFFI Newsletter Minute... April 2024

Now you can shop from the comfort of your home for wearing apparel and home décor specific to YOUR Model A and help the museum out in the process! MAFFI has paired with a company that provides a variety of Model A products that can be customized to your Model A/year. Or if you prefer, the merchandise can have the MAFFI logo on it. You can buy t-shirts, polo shirts, sweatshirts, hoodies, aprons, and hats to wear. And, if your home or shop need some Model A décor you can buy wall art or a clock and more . . .

The company that we partnered with takes the orders on-line with credit cards and ships your custom order to your home. MAFFI gets 10% of the proceeds from each sale, so you are helping the museum every time you shop and getting great products.

It's easy: go to the MAFFI.org website, click on Store and you will be rerouted to the ModelAtshirt store. It is important to shop by going through the MAFFI website though. It's the only way our partner knows to give us 10% of the sale. If you go directly to the ModelAtshirt website, staff don't know you are a MAFFI customer and you pay the same price, but the museum doesn't get anything.

We know not everyone can get to Hickory Corners, MI to buy Model A merchandise; now you can shop Model A items 24/7 year around! And with Mother's and Father's Day around the corner, we've just made shopping a bit easier for the Model A enthusiasts in your life.

The accompanying pictures are some of my purchases; I guess you know what I drive for a Model A!

Happy Motoring... *Cindy Ellenbecker, MAFFI Trustee/Secretary, secretary@maffi.org*



Purpose of Space City MAFCA

The Space City Chapter will as a medium of exchange of ideas, information, and parts for admirers of the Model A Ford car, and to aid them in their efforts to restore and preserve the car in its original likeness. This Club will exercise general supervision, assistance, direction, and control, to its members in their restoration process.

The Space City Chapter will operate like the Santa Clara Valley Chapter and the Twin City Chapter. The business meetings will be virtual meetings. Monthly technical sessions will focus on learning about and helping others with their cars. If possible, these sessions will be available via a virtual meeting, or video taped for other club members to access in the future. Social meetings, e.g., a meal, tours, and other activities may be made available to club members.

Let's Welcome the newest Model A Club in the Greater Houston Area
For information, contact Michael Eisenbise @ M.Eisenbise@gmail.com

MAFCA President's Page

May 2024



As the first models of the venerable Model A approach 100 years since their introduction, I feel that the Model A Ford relevance to the collector car hobby is as strong as ever. True, we are gradually losing the generation that drove these cars on their first date, commuting to high school and/or college or were able to save up their own money to purchase one as their first car. As an attractive, serviceable and affordable entry into the collector car world, there are few cars that offer all the Model A does.

The many attributes of the Model A that have drawn ownership into its ranks throughout the years are still relevant today as they were in the 40's, 50's, 60's or 70's. In spite of how cars are driven today, the Model A is still a car you put on the road and go cruising. With the large network of suppliers, restorers, knowledgeable experts available for fielding "how to" questions, I cannot think of a better or easier car for getting into the old car hobby. Hence, the need for us "old guys and girls" to continue introducing the car to new members, younger members and even our youth.

In prior years MAFCA has clearly supported the concept that youth are essential to the Model A hobby's future and chapters are the means to introduce youth to the hobby. Establishing club activities that invite youth participation is a fundamental key to turning our youth into lifelong hobbyists. May of each year has been designated as **Model A Youth Month**. Now is the time for chapters to complete their planning and begin to publicize and hold their event.

Also, don't forget the two great organizations that are dedicated to introducing youth to our hobby: The Model A Youth Restoration Award, MAYRA, provides financial support to youth whose interest in the hobby is demonstrated by their efforts in restoring a Model A and the Model A Youth Scholarship Fund provides financial support to assist children and/or grandchildren of any MAFCA/MARC member in pursuing their undergraduate education, whether it be a state university, college or technical school. Both, or either organization will appreciate your support.

I would like to remind everyone that now is the time for you to decide if you are interested in participating in MAFCA's leadership as a National Director. Information is available [HERE](#) on our website. Additionally, each Director is available to answer your questions and help steer you in the right direction to run for office. The future of MAFCA depends on volunteers today. There is no better time to step up and become a National Director.

Our 2024 MAFCA national convention, Southwest "A"ventures, is scheduled for June 23 – 29 and is being hosted by the Southwest Model A's. Ray Gabaldon and the rest of the tour planning committee have planned a great list of activities and are working diligently to put together a great outing. Check their web page [South-WestAVentures.com](https://SouthWestAVentures.com) for information on registration, including the registration forms, convention clothing items, raffle items and access to purchasing raffle tickets. Sounds too good to miss. I hope to see you there!

"See you down the road!"

Robert Bullard, 2024 MAFCA President

MAFFI SWEEPSTAKES

Win "BETSY"

Enter the MAFFI Sweepstakes Starting March 1st

Closing Date: October 6th, 2024
No Purchase Required!!

Through the generosity of Donna Lewis, former MAFCA President and MAFFI Trustee, "Betsy" has been donated to help raise funds for the expansion of the Model A Ford Museum. Enter this sweepstakes for a chance to win "Betsy" a 1930 Ford Model A Sport Coupe and support the expansion.

Drawing Date: October 12th, 2024
The winner does have the option to take \$15,000 instead of Betsy



Enter now and receive 20% more tickets for your donation, available at checkout.



For more Information contact Jarrod Williams at jarrodwilliams81@gmail.com or <http://maffi.org>



We need new ideas and articles to reflect the wishes of all the members of the club



Greetings from the Southwest Model A's!

We hope you and your club members will join us as we host the 2024 MAFCA National Convention in scenic Ruidoso, New Mexico June 23-29, 2024.

We're excited to host a National Convention here in New Mexico for the first time since 1966! Over the course of the next year and a half, we'll keep you in the loop on our progress preparing for YOUR convention, and let you know what you can expect when you visit us here in New Mexico. The convention will take place at the Ruidoso Convention Center, where we'll have the entire facility to ourselves

Two of the hotels are booked but there are many hotels available in Ruidoso so click on the convention website below and see the list of the hotels.

Please share this information with your club members, include it in your newsletters, and feel free to show the videos and website at your meetings. Just let us know if there's anything we can do to help you provide convention details to your members.

Official convention website: www.SouthwestAventures.com OR www.ModelAconvention.com

Most recent video update: <https://youtu.be/8x--fxdmPQ4>

If you have any questions or ideas of what you most enjoy at a National Convention, please feel free to reach out to me.

Chairman Ray

At Ray's Contact Info

reyraynm@yahoo.com

Convention Center



Piney Wood Model A Ford Club (PWA) Membership Application

One Year Family Membership \$25.00
Renewal dues are delinquent after December 31st

Membership is open to anyone who owns, drives, or just appreciates the Model A Ford. PWA recognizes any year, make or model of the Model A Ford from 1928 to 1931. Membership in the *Model A Ford Club of America* (MAFCA) is REQUIRED to become a member of PWA in accordance with our by-laws. Every member of PWA enjoys the same rights, including the right to vote and to hold office in PWA.

PLEASE PRINT

Date of Application _____ Dues being paid for year _____ (January 1 – December 31)

New Member () or Renewal () Renewing members, what year did you join PWA? _____

Name _____ Birthday: Month _____ Day _____

Spouse _____ Birthday: Month _____ Day _____

Address _____ Anniversary: Month _____ Day _____

City _____ State _____ Zip _____ Email _____

Phones: Home _____ Cell _____ Cell (spouse) _____

Children under 18 years of age:

Names _____ Birthday: Month _____ Day _____

_____ Birthday: Month _____ Day _____

_____ Birthday: Month _____ Day _____

What is your MAFCA member number? _____ --required for PWA membership

Are you a member of any other automobile clubs?

_____ / _____

_____ / _____

Model A's Owned: YEAR, MODEL, BODY STYLE, CONDITION*

1. _____

2. _____

3. _____

4. _____

5. _____

*Condition: O=original, R=restored, B=being restored, M=modified, A=apart

Loanable tools available (ex: spring spreader, engine hoist, hub puller, etc.)

Make Check Payable to: Piney Wood Model A Ford Club

Mail to: Perry Jones
19207 Stanton Lake Dr.
Cypress, TX 77433
281-844-0951

What's On the Calendar?

By: Ron Cherry Tour Coordinator

2024 PWA Calendar of Events

Jan 6	Monthly Breakfast at Harris County Smokehouse
Jan 9	Monthly Meeting at Valley Ranch Barbeque
Jan 13	Polar Bear Tour to City Hall Café & Pie Bar in Huntsville
Jan 17	Ladies Luncheon * Cancelled due to weather
Feb 3	Monthly Breakfast at Magnolia Diner
Feb 10-11	Annual Sweetheart Tour – Brenham, TX
Feb 13	Monthly Meeting at Valley Ranch Barbeque
Mar 9	Monthly Breakfast at Harris County Smokehouse
Mar 9	Monthly Meeting at Robert & Elaine Bullard's Home
Mar 16*	Annual Safety Check at Copperfield Automotive (To be rescheduled)
Mar 16*	Lunch at Romero's Las Brazas (To be rescheduled)
Mar 20	Ladies Luncheon Republic Grill, Panther Creek, The Woodlands
Apr 5-7	Poor Boy Tour in Gonzales, TX
Apr 10	Monthly Meeting at Valley Ranch Barbeque (Wednesday)
Apr 13	Breakfast at Lynns Table in Spring
Apr 19	Weekday tour to the National Museum of Funeral History (Lunch following)
May 4	Breakfast at Magnolia Diner in Magnolia (Rescheduled to the 11 th .)
May 11	Day tour to Pickett House in Woodville (Canceled due to rainstorms)
May 14	Monthly Meeting at Valley Ranch Barbeque
May 15	Ladies Luncheon – (Cancelled)
Jun 8	Monthly Breakfast at Harris County BBQ
Jun 8	Monthly Meeting at Jim and Kathy Hartzog's home
Jun 13 – 16	Texas Tour in Nacogdoches, TX
Jul 6	Monthly Breakfast at Lynn's Table
Jul 9	Monthly Meeting at Valley Ranch Barbeque
Jul 13	July Tour to TBA
Jul 17	Ladies Luncheon – Location TBA
Aug 3	Monthly Breakfast at Harris County Smokehouse
Aug 17	Annual Ice Cream Social and Monthly Meeting

Sep 7	Monthly Breakfast at Magnolia Diner
Sep 7	Monthly Meeting at TBA
Sep 13-15	Davy Crockett tour to Crockett, Texas
Sep 18	Ladies Luncheon – Location TBA
Oct 5	Monthly Breakfast at Lynn's Table
Oct 8	Monthly Meeting at Valley Ranch Barbeque
Oct 12	Heritage Museum in Conroe (10:00 am to Noon
Oct. 25-27	Autumn Trails Weekend, Winnsboro, Texas (For information only, not a PWA tour)
Nov 2	Monthly Breakfast at Harris County Smokehouse
Nov 9*	Heritage Syrup Festival in Henderson, TX
Nov 12	Monthly Meeting at Valley Ranch Barbeque
Nov 20	Ladies Luncheon – Location TBA
Nov 23*	Tomball Holiday Parade
Dec 7	Monthly Breakfast at Maagnolia Diner
Dec 14	Annual Christmas Party at Walden Yacht Club

- Date estimated or unconfirmed.

Successful Model 'A' clubs have one common ingredient. They have members that will plan events and volunteer to assist in running the organization.

It's a necessary ingredient.



JUNE 13-16, 2024
61ST TEXAS TOUR
NACOGDOCHES

NACOGDOCHES

TEXAS STARTS HERE!



Fredonia – Host Hotel

200 N. Fredonia St.
 Nacogdoches, TX 75961
 \$169/\$189 + tax per night
 (pets allowed with fee)
 breakfast not included
 cafe on-site
 108 rooms
 936-564-1234

Comfort Suites
 3429 South Street
 Nacogdoches, TX 75964
 \$104-\$114 + tax per night
 breakfast included
 50 rooms blocked
 936-560-9900

Hampton Inn
 3625 South Street
 Nacogdoches, TX 75864
 \$109 + tax per night
 breakfast included
 (pets allowed with fee)
 20 rooms blocked
 936-560-9901

NACOGDOCHES

Oldest Town in Texas

Stone Fort Museum
 Old University Building
 Stephen F. Austin University
 Sterne-Hoya House
 Durst Taylor House
 Fortney House
 Visitor's Center Museum
 Millard's Crossing Historic Park
 Nacogdoches Railroad Museum
 Historic Homes
 Artist Jeffie Brewer
 Shopping, Dining

Registration, Hospitality, Raffle Items, Fashion Judging and group events will be at the Fredonia Hotel/Convention Hall
Nancy Cheshire, Tour Chairperson – nmcheshire@yahoo.com
Co-Chair Heather Anderson – heathertx90@gmail.com

Registration No. _____



REGISTRATION FORM

61st Texas Model A Ford Tour
June 13-16, 2024
Nacogdoches, Texas

Hosted by the Dallas Model A Ford Club

Please print all information on form:

Last Name

First Name

Spouse/Guest

Local Club Affiliation

Phone (including area code)

Alternate phone

Address

Email

City/State/Zip

Any food concerns?

Children Attending (First and Last Names and Ages) _____

Will you drive your Model A to the meet? ☐ YES ☐ NO Will you be trailering your A? ☐ YES ☐ NO

Year _____ Body Style _____ 2nd "A" Year _____ Body Style _____

Will you be entering **Car Judging**? ☐ YES ☐ NO. **Restored class judging only.**

Your Model A must be registered by May 31, 2024, in order to be judged.

Will you be willing to serve as a Car Judge? ☐ YES ☐ NO Have you judged before: ☐ YES ☐ NO

Will you be entering **Fashion Model Judging** ☐ YES ☐ NO or **Fashion Display Judging** ☐ YES ☐ NO

Fashion Judging Participation forms will be emailed. Forms must be received by May 31, 2024.

Will you be willing to serve as a Fashion Judge? ☐ YES ☐ NO Have you judged before: ☐ YES ☐ NO

Registration will include 1 patch and 1 radiator badge. Additional patches and badges may be purchased separately. Registration Confirmation will be sent by Email. Lady Drives an "A" info will be sent by email also.

Note: Registrations must be received by May 31, 2024. Due to prior payment for facilities, food, and service, refunds cannot be given after May 31, 2024.

I hereby release, indemnify and hold harmless from any and all liability whatsoever due to my attendance and participation at the 2024 Texas Tour, any and all of the following: Model A Ford Club of America Inc., and their Officers and Directors, the 61st Texas Tour committee, their facilities, and the Dallas Model A Ford Club, and their Officers and Directors. Submission of this Registration form whether signed or unsigned, constitutes acceptance of this release.

Signed _____ Date _____

Make checks payable to Dallas Model A Ford Club (DMAFC)

Mail to: Nancy Cheshire, Registrar
8450 Fallow Run
Larue, TX 75770 972-279-4786
Email: texastour2024@dmafc.com

For Registrar use only:

Check # _____

Amount \$ _____

Date Received _____

2024 TEXAS TOUR SCHEDULE

		Attendees	Cost	Total
Registration Fee (per family)		____ family	\$75.00	
Late Registration Fee after May 15, 2024 (per family)		____ family	\$90.00	
Wednesday, June 12, 2024	Times			
Early Registration/Self guided tours	3:00pm-6:00pm	_____		
Thursday, June 13, 2024		How Many?		
Registration/ Hospitality/ Raffles	9:00am-5:00pm	_____		
Repair Tent	12:00pm-5:00pm	_____		
Self-guided tours	all day	_____	n/c	
Guided Tour of Milam Lodge	2:00pm-4:30pm		n/c	
Guided Statue Driving Tour (no. of cars)	3:00pm-4:00pm		n/c	
Lady Drives an "A" Driving Test (no. of people/cost of patch)	3:30pm-4:30pm		\$7.00	
Fashion Entrants Meeting - Stage Area of Convention Hall	5:15pm-6:00pm	_____		
Welcome Dinner	6:00pm-8:30pm	_____		
How many of each? _____ Fajitas & fixins _____ Veg.	_____		\$25.00	
Kids (ages 6-12) _____ Fajitas & fixins _____ Veg.	_____		\$10.00	
Friday, June 14, 2024				
Registration/ Repair Tent/ Hospitality/ Raffles	9:00am-5:00pm	_____		
Fashion Judging (no. of people /\$ per person towards awards plaque)	9:00am-1:00pm		\$5.00	
Vehicle Judging (no. of cars /\$ per person towards award plaque)	9:00am-1:00pm		\$5.00	
Tour to Old Univ Bldg, Stone Fort, & Zion Hill Church (no. of people)	10:00am-12:00pm		n/c	
Tour to Sterne-Hoya, Durst Taylor House, & Zion Hill Church (no. of people)	10:00am-12:00pm		n/c	
Tour to Old Univ Bldg, Stone Fort, & Railroad Museum (no. of people)	1:00pm-3:00pm		n/c	
Tour to Sterne-Hoya, Durst Taylor House, & Railroad Museum (no. of people)	1:00pm-3:00pm		n/c	
Ice Cream Sundaes/Hubley Derby/Fashion Displays (no. of people)	6:00-8:30pm		n/c	
Hubley Derby Races (no. of cars/ fee per car)	7:00pm-8:30pm		\$5.00	
Saturday, June 15, 2024				
Grand Tour - historic sites, lunch & car games	8:00am - 3:30pm	_____		
Lunch - How many of each?: _____ Beef _____ Chicken _____ Veg.	_____		\$20.00	
Kids lunch(ages 6-12) - how many?: _____ Beef _____ Chicken _____ Veg.	_____		\$5.00	
Car Entrance Fee (no. of cars/fee per car)	_____		\$5.00	
Repair Tent/ Hospitality/ Raffles	3:30pm-5:00pm	_____		
Presidents' Meeting of TX club presidents. - Stage Area of Convention Hall	5:00pm-6:00pm	_____		
Farewell/Awards Dinner	6:00pm-9:00pm	\$ per person		
How many of each: _____ Lasagna _____ Chicken _____ Veg.	_____		\$35.00	
Kids Meal (ages 6-12) _____ Chicken strips and Mac & cheese _____ Veg.	_____		\$10.00	
TOTAL EVENT PRICE				
T-SHIRTS - see T-Shirt page for pictures of the shirts available				
T-Shirts (how many?), Green S _____, M _____ no pocket			\$25.00	
T-Shirts (how many?), Green L _____, XL _____ no pocket			\$25.00	
T-Shirts (how many?), Green 2XL _____, 3XL _____ no pocket			\$27.00	
T-Shirts (how many?), Green S _____, M _____ with pocket			\$27.00	
T-Shirts (how many?), Green L _____, XL _____ with pocket			\$27.00	
T-Shirts (how many?) Green 2XL _____, 3XL _____, with pocket			\$29.00	
Extra Patches (1 included with registration)	How Many? _____		\$5.00	
Extra Radiator Badges (1 included with registration)	How Many? _____		\$5.00	
TOTAL MERCHANDISE PRICE - tax included with all merchandise				
TOTAL AMOUNT SUBMITTED				

TOURING RULES OF THE ROAD

The following guidelines are intended to help Model A drivers tour safely, maximize the touring experience, and travel in a group with consideration for other vehicles.

Preparation

Before the start of the tour, participants will have their Model A in good mechanical condition, serviced, and filled with fuel. Drivers should carry a gallon of water, a simple first aid kit, and appropriate area maps. It is also strongly recommended that each car be equipped with a communication device (cell phone, Zello app, CB radio, two-way radio) such that each one be able to communicate with the leader and sweep. In the event of roadside trouble, medical emergency, or separation from the group, these communication devices are vital.

Tour Director

The Tour Director will be responsible for setting the route, date, time, and location for meeting prior to the tour. The Tour Director is also responsible for selecting convenient rest stops, fueling sites, and lunch arrangements as required. These details will be provided at the general meeting, in the **The Ford Squeaks** newsletter, by email, and on the website (www.pineywoodmafc.com.org). Maps will be provided in advance and at the meet site.

Tour Leaders

Two Tour Leaders will be available for each group participating in the tour, one to lead the group and one in the back (Sweep). The leader should follow the route plan as provided by the Tour Director. Drivers are expected to follow the leader's instructions, which will be outlined in the driver's meeting prior to departure. Communication channels will be specified and tested at this time. Primary use of the communications device will be for the leader to advise route changes, problems ahead, and to contact the Sweep. All may use the communications device to point out areas of interest. Any car manufactured after 1931 will travel behind the Model A group, unless a dangerous situation develops. These "modern" vehicles should also be able to communicate with the group.

The Sweep's responsibility will be to ensure that all Model A's have departed the meet site, that no one is left behind, and to advise the leader of any developing problems.

ON THE ROAD

Since any number of historic cars on the road is a major distraction while driving we will avoid “bunching up” and creating traffic hazards for others wishing to pass, or merge onto or off the road. If our participation is very high, the tour leader may find it necessary to separate the tour group into subsets for safer traveling. The participants in the back tend to get left behind following turns or traffic stops and must catch-up as a result. Therefore, it is a good practice to have cars equipped with overdrive in the back of the group.

The tour leader will be the first car in line and will set the speed for the group within legal parameters. On the open road, this speed will generally average 45 MPH, so all Model A's can maintain contact with the group, regardless of equipment.

In the event that the group becomes widely separated, the designated tour leader will keep in communication with the last car (Sweep) as well as maintain visual contact with the car following. **All drivers should keep the following vehicle in sight** to ensure that the proper turns are accomplished, that assistance situations are recognized and reported, and that possible road hazards are identified.

On the highway, maintain a 5 car-length space between vehicles. Always be alert to faster traffic, and be prepared to yield, when safe, to the right side of the road. It is preferable to stop in a safe location such as a paved lot but may stop on the shoulder along the road. In any event we do not drive on the shoulder. When it is necessary to stop on the shoulder drivers should park well to the right to not impede visibility for the leader to see past the group to the sweep. The sweep determines when it is safe to proceed.

When driving city streets, remember that it is more important to obey traffic signals and use common courtesy... you can catch up to the group later. Cars need to maintain closer spacing on city streets to keep the group together. In the event of a mechanical breakdown, or other emergency, only those who are capable or designated to render assistance should stop. Other drivers should follow the instructions of the tour leader and continue on to the next stop. Multiple antique vehicles stopped on the side of the road will only cause more hazardous conditions for everyone.

When someone wants to drop out of the group a hand signal should be used. A simple thumbs up sign signifies to the group that all is OK and the remainder of the group should continue the route. A thumbs down signifies to the group that there is a problem that might require assistance.

Concerning the end of the tour, the tour leader will be responsible for informing all drivers at some time during the event of the return time and location of departure. If a driver wishes to return from the tour alone, he or she will notify the tour leader of this intent. Traveling with another Model A is always a good practice. Coming home safely is the goal.

Sunshine Report

By: Perry Jones, Sunshine Coordinator

Welcome to our newest members
Tony and Darlene Block
Frank and Debbie McCurry

Dan Kundts	6/6
Leona Campbell	6/8
Mona Martin	6/12
Edna Dean	6/13
Terry Gillaspie	6/14
Michael Eisenbise	6/15
Art Shaddix	6/15
Arnita Hoekstra	6/24
Dr. David Gould	6/26
Mel Rivers	6/27
Jim Blaszcak	6/29



Bob & Pam Johnson	6/1
Hank & Carla Peplinski	6/2
Mel & Jane Rivers	6/8
Eric & Joyce Long	6/10
David & Kimberly Teale	6/15
Richard & Edna Dean	6/20
Ron & Susan Cherry	6/26
Paul & Marge Gross	6/27

Bonnie's Bits of Yesteryear

Bonnie Penfield



The Art of Powdered Knees

Definitely not a fashion thing these days, but 100 years ago it was the hottest trend in the beauty industry. It first began as knee rouging and eventually turned into full-blown knee painting.

Knee makeup reflected the lifestyle of the 1920s. The “flappers” were wearing skirts shorter than ever, and they were rolling down their stockings below the knee or giving up on hose completely. Rouging their knees became another

way of attracting attention to an area of the female body that had never been as visible before. Women of the generation had a variety of blush formulas to choose from including cream, powder, and liquid formulas, which they used for an added “look at me” effect.

By the mid-1920s, the knee rouging trend had evolved into an art form that saw women getting hand-painted artworks on their knees. Some did it themselves using watercolors or oil paints, while some relied on talented artists. Designs ranged from simple letters, like initials of their boyfriends or crushes, to floral motifs, landscapes, and even detailed portraits.

The way to wear a blushing knee was to let it peek out from a mid-length skirt and accompanied by a pair of rolled down stockings. Instead of relying on cumbersome garters to hold stockings up on the thighs, the younger generation would roll

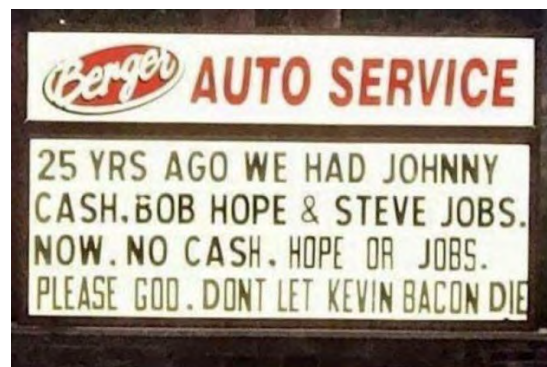
them down under the knee, creating a bump effect at the top of the stocking—another way to draw focus to the exposed leg.

This fashion only lasted about a decade and has since gone into oblivion. But it remains a remarkable stage in the emancipation of women- a way to declare their independence as well as have a little fun.



**Drove too long
Driver snoozing
What happened next
Is not Amusing**

Burma Shave



Hat's Off to Model A Era Fashion

Step back in time to the American spirit of the turn of the century, where Ford cars ruled the road and hats were the crowning glory of every outfit. If you're a proud owner of a Model A, you've already got one foot in the door of antique elegance. But why stop there? Let's talk about hats, darling!

Now, I know what you're thinking. "Hats? Really?" Yes, really! Back in the day, folks wouldn't dare step out without a stylish lid perched atop their noggin. And you, my friend, can bring that tradition back with a bang at car shows and parades. Trust me, it's the cherry on top of your already fabulous ensemble.

If you've ever doubted the power of a hat, fear not! There's a lid for every head, just like there's a perfect Model A waiting for its owner. Follow the advice of era fashionistas like [Mary Carlson](#) and match your hat to your face shape. Whether you've got a round face or a chiseled jawline, there's a hat that'll have you looking dapper.

Now, let's talk practicality. We all know those car shows and parades can get toasty, especially under the blazing sun. That's why it's essential to opt for hats made from lightweight materials like straw, linen, or cotton. Not only will they keep you cool as a cucumber, but they'll also shield you from that pesky sunburn. Win-win!

But wait, there's more! No era hat is complete without a dash of personal flair. From delicate fabric flowers to shimmering beads, the possibilities are endless when it comes to adornments. Think of it as the cherry on top of your cherry on top. It's your chance to let your personality shine and stand out from the crowd. So, whether you're feeling whimsical or sophisticated, there's an adornment out there with your name on it.

So, what are you waiting for? Dust off those fedoras and cloches, fellow Model A enthusiasts, and let's show the world how it's done. With a dash of style and a whole lot of panache, we'll be the talk of every car show and parade. Hats off to era fashion, and hats on for a fabulous time!



Eva Huey
Texas



Tammie Jones
Texas



Mary & Brian Carlson
BC, Canada



Rick Black
New Mexico

NOTHING TO SNEEZE AT

Everyone, always, carried a pocket handkerchief.

FOCUS ON FASHION

By Sherry Winkinhofer



Ladies' cotton print initial handkerchiefs. Sears, Fall 1930.



PICTURE AN ACCESSORY that every person in the Model A era would have considered essential. Man, woman, and child, all would have carried and used one on a daily basis. Yet today, this item is rarely found, replaced with a disposable option. Of course, we are talking about handkerchiefs.

We often think of hankies as just cotton squares, but that is just the tip of the iceberg. Era catalogs are full of an extensive selection of handkerchiefs.

Per an article in the *Orlando Evening Star* on April 27, 1930, "There are handkerchiefs for mornings and for sports, others for lunches and the afternoon. Some are obviously party handkerchiefs. Others can never be used for anything but to stick out of a smartly tailored coat pocket. There are even handkerchiefs for bridge!"

A glance through era catalogs confirms that viewpoint, with dozens of versions of handkerchiefs in silk, linen, and cotton. While white fabric dominated, it was eye opening to see all the colors and patterns available.



Solid color, embroidered handkerchiefs. Sears, Fall 1930.

COTTON WAS THE FABRIC of choice for many due to its durability and affordability. It was also easy to launder, although prone over time to fading. Plain muslin was common for children's hankies, for obvious reasons. I'm sure many a young person often made it home without their hankie.



Bandanas. Sears, Spring 1928.



Irish linen handkerchiefs. Frederick Herrschner, Fall and Winter 1927-28.

For ladies, *cotton lawn* or even *batiste* was popular, both being a soft finely woven, almost transparent fabric. Men's sturdier cotton hankies were made for functionality, including the large bandannas often used by workmen and farmers.

LINEN HANDKERCHIEFS were probably the most popular option. This fabric is one of the strongest available. It has a long fiber that weaves into an incredibly smooth fabric that gets softer with time.

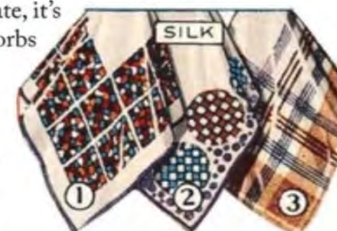
Irish linen was luxury level, but other no-name linens were widely available as well. *Linen lawn* was a highly desirable textile for hankies. It seems so delicate, it's hard to believe how strong it really is. And yet it absorbs moisture almost instantly and also dries promptly.

SILK, LIKE LINEN, has a high moisture absorbency and release, making it ideal for use in handkerchiefs, although it needs a little more upkeep.

The variety of silk handkerchiefs available was unexpected, as well as the fact that these were also made for men. Handkerchiefs for men were usually made of heavier-weight silk, such as *crepe de chine* or *pongee*, while women's options also included delicate *chiffons* and *georgettes*.



Men's initial linen handkerchiefs. Sears, Fall 1931.



Men's silk handkerchieves. Sears, Fall 1928.

FINALLY, RAYON was beginning to make its appearance in the hankie market, although I found only a few hankies from this textile in the catalogs. And those were more elegant, lacy handkerchiefs, more likely used for show than for functionality.



Picot-edged handkerchiefs. Simpson, Fall and Winter, 1928–1929.



Gift set: handkerchief, garters, necklace. Sears, Fall 1929.



Gift set: Handkerchiefs and billfold for men. Sears, Fall, 1929.


A fun gift option for children was a handkerchief book with four hankies that could be pulled out and used. Cartoon and storybook designs were also enjoyed by children.

WHEN LOOKING FOR era handkerchiefs, keep in mind that the sizes varied a lot, but in general, children's hankies usually were around 8–10 inches, ladies' between 10–18 inches, and men's as large as 24 inches.

Some specialty designs, such as dance handkerchiefs, were oversized so they would stand out. These were held in the lady's hand as she danced, to accentuate hand movements.

Farmer's bandannas were huge and versatile, for mopping a sweaty brow, cleaning their spectacles, or wetting and tying around their necks on a hot day. Or, yes, to blow their nose!

Grandmas kept extra cotton hankies tucked in their sleeves for that grandchild's runny nose or simple boo-boos. Ladies saved delicate, lacy versions to use on special occasions and used simple designs for every day.



Handkerchief offered on eBay.

THE MAJORITY of handkerchiefs had hand-rolled hems, used because they looked the same on both sides. An added lace edging could add a touch of elegance with a tiny tatted pattern or a three-inch-wide border.

Sometimes, just a lace medallion on one corner provided interest, with or without an embroidered design. Scalloped edges could also enhance the look.

Embellishments ranged from simple white-on-white stitched patterns to tiny colorful, hand-embroidered motifs. Printed designs were popular in all fabrics, and hand-dyed silk was an especially elegant option.

Pulled thread work and cutwork were also prevalent. White fabric with delicate designs were the most common style, but the catalog pages displayed brilliant swatches of silk designs and sets of various solid colors with coordinated decorations.

GIFT SETS were an easy sell. If you didn't know what else to buy someone, well, everyone needed hankies! Ladies' sets could be as simple as three coordinating hankies in a pretty box or an elaborate set of a necklace, garters, and hankies.

Men had similar options, but with ties and sock garters or even billfolds.



"Art-silk" (rayon) handkerchiefs. Simpson, Winter 1928 & 1929.



Dance or costume handkerchiefs. Sears, Fall 1931.



Luncheon or Tea Set

Some items that look like a handkerchief began as something else. Sears, Fall 1931.

A DELIGHTFUL THING about handkerchiefs is that they changed very little through the decades, so era-appropriate items are relatively easy to find. A look around Etsy or eBay will score hundreds of hits to sort through.

One word of caution: there are some lookalikes out there! Luncheon sets of the era often consisted of a tablecloth and four napkins, also 10 or so inches square, with beautiful embroidered designs. Napkins usually used a sturdier cloth, not as sheer as handkerchiefs and not as soft. But after decades of laundering, it is sometimes hard to tell. Scarves can also sometimes be mistaken for handkerchiefs, so if they're a little larger than expected, be aware! ☹

INSTALLING NEW BRAKE DRUMS

by Ray Wheelwright

Unlike modern brake drums, which are made of cast iron, and modern brake shoes in which the linings are molded to the shoes, the Model A Ford had brake drums made of pressed steel and the brake linings were riveted to the shoes. The brake shoes worked okay, but the steel brake drums were less than optimal. When stopping hard, or when applying the brakes for long distances, such as going down long inclines, they had a tendency to get hot and expand, losing their ability to stop. Applying a steel band around the outside of the drum, as some Model A owners do, helps some, but does not eliminate brake fade. And to make matters worse, many of those old Model A brake drums were turned over-size, making the already thin brake drum even thinner—making the brake system even less efficient and dangerous!

The new brake drums that are available, however, are made of cast iron, like all modern brake drums, and are far superior to the original steel drums. They are machined to an 11-inch inside diameter and have a nice, thick wall. When the brakes are adjusted properly, you can achieve much better stopping, without fadeout.

The new drums look like the originals, but they come unpainted and without grease seals. You will need paint the drums, grease the bearings, and install new grease seals and cotter pins. You will also need a brake drum puller in order to get the old rear brake drums off the axle, and a grease seal installation tool.

You may have other things to look at, too, while you're replacing the brake drums and brake shoes. Check the brake pedal bushings for wear and looseness; check the brake rods for straightness and wear; and make sure the emergency brake shoes have plenty of lining on them. And take a look at the backing plates. Over years of use, the brake shoes wear a groove or notch in them, causing the shoes to make clicking noise as the brakes are applied. So the backing plates may need to be reconditioned as well.

Overall, it's not a really hard job; it just takes time. If, at 88, I can do it, so can you youngsters.



This is the set of brand new front and rear cast iron brake shoes and brake shoe linings as received. They are well-made and look good, too.



One of the front spindles and backing plates ready for new brake shoes.



Brake shoes with new linings installed on backing plate. Notice how nice and thick the new linings are. They should last thousands of miles of use.



New brake drum with new grease seal and snap ring installed, ready to be put on the spindle.

Humor of the Day



Many videos, interesting stories, and calendar news has been posted on the MAFCA website at www.mafca.com for your pleasure and information.

**Note: Touring Rules of the Road
Will be published before each Major Tour
Throughout the year**

**Did a little mechanic work today.
Put a rear end in a recliner...**

"I accidentally bought my wife a glue stick instead of Chapstick. She's still not talking to me."

- Bob Davies



For Sale

1931 Model A Ford Fordor



Brown/Black with Red Pinstripe. Brown Interior.
Restored Before 2011. Original, not modified.
Has "OH-OO-GAH" horn, Siren, Spotlight,
Fender wells with spares,
and Rear Trunk/Rack.





Last time running 2013.

Gas tank was sealed before 2011.

Has a New Coil, new Starter armature, starter needs assembly

Will need oil/fluid changes, lubrication, belt, hoses, and battery replacement.

New inner tube in driver front tire; 3 more inner tubes and a few other parts included with vehicle sale.

Estimated value \$9,000-12,000.

Contact information:

pickettcardiology@gmail.com

281 296-9614 Home; 281 787-9503 Cell

James D. Pickett

26 Pebble Cove Drive


The Woodlands, Texas 77381

Supporting Friends Who Support PWA

The following advertisers provide support to our club and the Model A community

Dear Members,

It is very important that we, as a club, support the companies who advertise in our newsletter & directory. Please let them know when you order parts or material, or if you have work done, that you saw their ad in your club newsletter and/or directory.



Web Site: www.snydersantiqueauto.com
E-Mail: [Don @ SnydersAntiqueAuto.com](mailto:Don@SnydersAntiqueAuto.com)

Snyder's Antique Auto Parts, Inc.
12925 Woodworth Road
New Springfield, OH 44443-9753

Toll-Free! Orders/Info: 888-262-5712 • Fax: 888-262-5713



Web Site: www.brattons.com

Brattons Antique Auto Parts, Inc.
1606 Back Acre Circle
Mount Airy, MD 21771

Order Toll Free: 800-255-1929
Fax Toll Free: 800-774-1930
Information: 301 829-9880



Web Site: www.mikes-afordable.com
E-Mail: [mike @ mikes-afordable.com](mailto:mike@mikes-afordable.com)

Mikes "A"Ford-Able Parts
124 Model A Drive
Maysville GA 30558

Phone: (706) 652-3866 • Fax: (706) 652-2492



Web Site: www.snjparts.com
E-Mail: smithjones@spiritcom.net
snjparts@gmail.com

Smith and Jones Antique Auto Parts
60 Wisconsin Street
West Columbia, SC 29170

Phone: (800) 422-1928 • Fax: (803) 822-8477

Gulf Coast Powder Coating

8140 CAROLYN
SANTA FE, TEXAS 77517

(409) 925-3262 (409) 770-3228

GCPOWDERCOATING@GMAIL.COM



Radiator Service

800-321-4278

E: info@donhart.com www.donhart.com



Olde Texas Engine Works

Have Tools

Will Travel



Bob Hitchcock (281) 356-6699

General Tune up's and Maintenance
Mechanical Restoration Sand Blasting and Painting



Sweet Rides

Classic Car Restoration

(281) 259-9947



Located at: 1115 Yancey Drive, Magnolia, TX 77355

We are proud to be an Authorized Repair and Restoration Facility HAGERTY CLASSIC CAR INSURANCE



Fink's Parts and Restoration

1925-1931 Model A Fords
1932-1940 Flathead Fords
Model T Fords

Original and Hot Rods
Ponchartraine Sign
500 Parts

Randy Fink
3302 Town Creek Drive
Kingwood, TX 77339
785-282-4757
randy@finkparts.com



Jeff Fink
Instagram: [jeffink31828](https://www.instagram.com/jeffink31828)
785-477-4065
jfink28@att.net

TIN MAN

ANTIQUE LICENSE PLATE RESTORATION

License Plate and Restoration
Your License Plate Restored

RandallSlack@405517-2309
randall.slack@gmail.com

Antique license plates are just that, restored originals. They are not intended to be exact duplicates. Antique license plates have flaws; that is what adds to the "cool factor".

www.alchemymirrorresilvering.com

ALCHEMY MIRROR RESILVERING

MIRRORS DONE THE OLD FASHIONED WAY

BY APPOINTMENT
TOM & MEGAN TARNOW
1768 LAUREL AVE.
ST. PAUL, MN 55104

(651) 641-1125
alchemy@bitstream.net



**Your Ad
Could Go HERE**

The International Order of the Rubber Chicken

By: Dan Kundts, Chairman of the Board



**2024 Piney Wood Model "A" Ford Club
Officer(s) & Chairperson(s)**

President

David Teale dwteale@comcast.net

Vice President

Ron Cherry ron.cherry2@gmail.com

Tour Director:

Ron Cherry ron.cherry2@gmail.com

Secretary & Advertising:

Joyce Perkins JPerkins@veritexbank.com

Treasurer:

Frank DeLucia frankdelucia@att.net

Board of Directors:

James Campbell jlcampb56@hotmail.com
Ron Cherry ron.cherry2@gmail.com
Elaine Bullard elainebullard53@yahoo.com
Perry Jones jones_perry@hotmail.com
Jim Hartzog (Past President)

Audit:

Tammie Jones (1) jonestg@hotmail.com

Membership & Email Coordinator:

Perry Jones jones_perry@hotmail.com

Newsletter:

Troy Walling troy.39@sbcglobal.net

National Reporter:

Dan Kundts kundts@Yahoo.com

MAFCA, MARC & MAFFI Representative:

Dan Kundts kundts@Yahoo.com

Safety Coordinator:

Perry Jones (jones_perry@hotmail.com)

Chicken Fraternity, Chairman of the Board:

Dan Kundts kundts@Yahoo.com

Sunshine Coordinator:

Mitzi Shaddix mitzishaddix@gmail.com

Apparel & Accessories:

Marion Hertzbach bearing1@gmail.com

Librarian:

Tom Bragaw tom@go-sail.net

Technical Seminars:

David Teale dwteale@comcast.net

50 - 50 Drawing:

Sergio Fernandez sergiofernandeztxgmail.com

Christmas Party Committee:

Susan Cherry rosesandoldlace@gmail.com

Mileage Keeper:

Tom Bragaw tom@go-sail.net

Media Chairperson:

Alex Brock asbrock@me.com

Lady A Activities Coordinator(s):

Kim Teale ksteale@comcast.net



All newsletter mail should be sent to the Editor at the address:

The Ford Squeaks - Piney Wood Model A Ford Club

Troy G Walling
40410 Cimarron Way
Magnolia, TX 77354
troy.39@sbcglobal.net

"The Ford Squeaks" is the official monthly publication of the Piney Wood Model A Ford Club, Inc. This club is a local chapter of the Model A Ford Club of America (MAFCA), a region of the Model A Restorers Club (MARC). The newsletter is mailed to members, prospective members, and editors of similar publications in exchange for their newsletter. Its purpose is to provide the members with information regarding club activities, upcoming events, Model 'A' restoration and maintenance. Members may publish non-commercial ads at no cost for Model A-related items: For Sale, Wanted or Trade. They are also invited to submit articles of interest or information to be published in the newsletter. **Material must reach the Editor by the 20th of the month to ensure publication in the next month's issue.** Membership dues in the Piney Wood Model 'A' Ford Club are \$25.00 per year. Annual membership is required in MAFCA. MAFCA dues are \$50.00 per year (subject to change). Membership applications are available from the Club Membership Director or our website (www.pineywoodmafc.com). The Piney Wood Model 'A' Club meetings are held on the 2nd Tuesday of every month (except December) at 7:00 PM at the Valley Ranch Bar-B-Que & Grill Restaurant, at the corner of Spring Cypress & Tomball Parkway (FM249). Other clubs are encouraged to use articles & info from "The Ford Squeaks" as long as credit is given.

Community Involvement (OME):

Paul Gross paulgross@earthlink.net

Model A Tool Crib:

Bill Miller mrwkmiller@gmail.com