



Established
August 09, 1977



THE  SQUEAKS

PINEY WOOD MODEL A FORD CLUB

VOLUME 47 ---- ISSUE 10 ---- OCTOBER ---- 2021

Inside This Issue

From the President's Desk.....	02	International Model A Day Photo's...	19
2022 PWA Nominee Election Slate.....	04	Gulf Coast Region AACA Social.....	20
Meeting Minutes.....	05	Sunshine Report.....	22
International Order Rubber Chicken....	07	National Club Update.....	23
Christmas Party Registration Form.....	09	2021 MAFA Board Candidates.....	24
Garage Talk -- Carb. Epoxy Paint.....	10	Era Fashion -- Flowers as Fashion.....	26
Garage Talk -- Carb Theory & Const.....	11	Era Fashion -- Knickers for Fun.....	31
What's On The Calendar.....	14	Supporting Our Friends.....	32
Whitehall Breakfast Tour Photo's.....	16	PWA Club History.....	34
Marta Carvajal, 90th Birthday Ride.....	18	PWA Officer(s) & Chairperson(s).....	35

PWA Web Address: www.pineywoodmafc.com

MOTTO

To promote and stimulate
the preservation, restoration,
and maintenance of the
Model A Ford automobile

QUALIFICATIONS

Any person sincerely interested in the
Model A Ford automobile and the
purpose of this club shall be eligible
for membership as an active member.

From The President's Desk

By: Jim Blaszcak



Hey Y'all

I often use the phrase, "I love my Model A family". What does that mean? It means I am so proud of our members and so glad to be a member of our club. We have so many attributes that make our club a blessing to its members.

Piney Woods MAFC has such a varied membership. The first thing that comes to mind are the ages of our members. There is more than 6 decades between the youngest and oldest of our members. We even have some multi-generational members.

The next thing that I am proud of is the economic diversity of our members cars. The Model A Ford is a classic car that can be owned and operated on a budget. Some members choose to put additional resources in their cars, but it's certainly not necessary. Each one is special. We have some beautifully restored cars that are completely original as well as cars that are modified for touring. I love them all.

Our members are always ready to help each other. There are so many instances of club members helping fellow members that they are hard to count.

We help each other. Members also host get togethers to help keep our Model As on the road. We have lots of skill and knowledge in our membership. I remember how much fun it was putting the Mitchell Overdrive in my '31 Pickup.

Some of our members repeatedly host club events and unselfishly give of their time to make sure the club's activities are scheduled and resourced for everyone's enjoyment. We all have busy schedules, but they make time for the club. Their leadership and dedication are an inspiration.

We also have some members who are technically very talented and share their knowledge through group presentations and as well as individual support.

Piney Woods is a club that really enjoys touring. Those members who help put together the tours are invaluable. It's hard to overstate how important touring is to our club. Everyone who helps with the tours is really appreciated. I look forward to more members getting involved in imagining and planning a tour.

Maybe the most valuable members are those who have joined Piney Woods recently. It takes new members to keep our club healthy. Without new folks we would become stagnant. It's great to meet new people and learn their story. Did they inherit their car from a family member? Have they had their car from their youth? When did they get interested in Model As? Why? Do they have more than one Model A. It's been said, "Model As are like potato chips, you can't have just one," lol. I love the relationship our members have with their cars.

Finally, I really enjoy the newsletter. There were years when I was working very hard, and I couldn't make many meetings. The newsletter kept me connected. The newsletter is a great resource for both the members that attend events as well as those that can't be there in person.

About communication, the Piney Wood MAFC BOD has decided to form a new chaired committee entitled "Media". It will be responsible for developing and implementing a club policy for our website and social media platforms. I believe this committee will be an important asset to our club as we enhance our interface with our members as well as the public.

I really enjoy my Model As, but I love my Model A family.

Take care,

A handwritten signature in black ink, appearing to read "Jim". The signature is stylized with a large, sweeping "J" and a simple "im" following it.

2022 PWA Nominee Election Slate

Officers, Board Members and Chairpersons

We are proud to present our Officer and Board Member Slate for the 2022 Piney Wood Model A Ford Club. Voting will be at the November 09th Monthly Meeting at Valley Ranch BBQ at 7:00 PM.

If any PWA Member wishes to run for a position below EITHER,

1.) Please attend the November 09th Monthly Meeting and express the position you want.

2.) E-Mail the PWA Nominating Committee for the position you want.

Jim Blaszcak, Elaine Bullard and Frank De Lucia

Officer(s)	Nominated
President	David Teale
Vice President / Tour Coordinator	Ron Cherry
Secretary / Advertising	Elaine Bullard
Treasurer	Frank De Lucia
Board of Director(s)	Nominated
BOD #03 (For 2 Years)	
BOD #04 (For 2 Years)	
Chairperson(s) / Coordinator(s)	Final Selection To Be Appointed By Elected President
Audit Committee Chairperson	
Safety Coordinator	
Poultry Coordinator	
Membership	
Newsletter Editor	
Sunshine Coordinator	
Apparel	
Accessories	
Librarian	
Technical	
Christmas Party Committee	
Mileage Keeper	
Media Chairperson	
MAFCA, MARC & MAFFI Rep.	
50-50 Drawing	
National Reporter	
Community Involvement (OME)	
Lady A Activities Coordinator(s)	
Model A Tool Crib	

PWA Meeting Minutes - Sept 14, 2021

By: Elaine Bullard, Secretary



The President, Jim Blaszczak, called the meeting to order at 7:02.

Jim Blaszczak led the club in the Pledge of Allegiance and Prayer.

Jim Blaszczak started the meeting with a collection of slides that were funny sayings.

Jim Blaszczak then welcomed the (4) New Members.

Jim Blaszczak stated that the previous minutes were in the newsletter and asked if anyone had any corrections to be made. No one spoke. Perry Jones made a motion to approve the minutes and Robert Bullard seconded the motion. The motion passed.

Frank Delucia went over the Month-End Financial Report. Wayne Mason made a motion to approve the Financial Report and Troy Walling seconded the motion. The motion passed.

Jim Blaszczak then read the September Birthdays and Anniversaries.

Robert Bullard went over upcoming events.

Membership – Perry Jones reminded everyone that the Yearly Membership dues are due.

Apparel – Marion Hertzbach was not present.

Tool Box – Frank De Lucia reminded people to let him know if you need any tools.

Christmas Party – Susan Cherry reported that Walden Yacht Club has been secured for December 11 from 11:00 – 1:00. She presented a slide show for any new people to see what our party looks like.

Library – Dan reported that he has a new cart to carry the library materials. A small deposit will let you check out any materials and your deposit will be refunded when you return the materials.

Elaine Bullard showed a slide presentation on the International Model A Day overnight trip to Coldspring, TX. A good time was had by all.

Elaine Bullard then spoke about the craft fair fundraiser that will be held at the off-site meeting on Saturday, October 2, 2021. All proceeds will benefit the club. There Jalapeno Soup, Greeting Cards, Stone Coaster Sets, Market Bags, Gear Shift Knobs, Texas Shaped Sun-Catchers made from stained glass, Necklaces and Bracelets, a set of Poinsettia Napkin Rings with Napkins, Gas Tank Bibs, Roasted Coffee, Wood Toys, a Gift Wrap Service, and more. Payment will be cash or check only.

Jim Blaszczyk announced that the 50/50 drawing also includes a handmade pen by Sergio Fernandez.

Jim Blaszczyk Announced:

- He had the business cards if anyone needed replenishing.
- There will be a Board of Directors meeting Saturday, 9/25 at 1:00 at the Bullard's.
- Election of Officers is coming up.
- Membership Dues need to be paid.
- A Social Media Committee will be formed.
- MAFCA National Convention will be June 12-17, 2022 in Kerrville, TX at the YO Ranch Hotel. Our club is in charge of staffing the hospitality room.

Dan Kundts asked for the PWA Banner to display at an Ice Cream Social that we've been invited to by the Gulf Coast Region of the AACA. It will be Saturday, 9/18 at Spring Creek Park in Tomball.

Dan Kundts then presented "The Rubber Chicken Award" to Jim Blaszczyk, Tom Bragaw and James Campbell who all had car trouble while returning home from the trip to Coldspring, TX.

After a 10 minute break, the guys had a technical presentation on Carburetors given by David Teale. The ladies played, "Think and Sync."

Tom and Linda Bragaw won the 50/50 pot and donated their proceeds back to the club.

The meeting adjourned at 9:18.

The International Order of the Rubber Chicken

By: Dan Kundts, Chairman of the Board

the International Order of the Rubber Chicken -Rules, Regulations and Other Silly Stuff-



At a meeting of the International Order of the Rubber Chicken Society (IORCS), the following rules and silly things have been agreed to and enacted upon. The infamous Rubber Chicken is to be fun and full of frivolity. The purpose of these rules is to provide consistency and fairness for those persons desiring (or not) to acquire the scandalous Rubber Chicken.

Rule #1

If your car causes an unscheduled stop while on tour-**YOU GET THE CHICKEN!**

Rule #2

If, while on tour, you delay the group from leaving on time (excepting for bringing donuts & coffee)- **YOU GET THE CHICKEN!**

Rule #3

If, after meeting with the group, you have a trailer (or modern car) problem, causing the others to stop alongside the road or be delayed- **YOU GET THE CHICKEN!** (aka: the Fred Rule)

Rule #4

If during any tour, you call another tour member to "help, aid, assist, tow, repair or suggest what 'might be the problem'", which causes him/her to stop whatever they are doing - **YOU GET THE CHICKEN!** (Fred Rule #2)

Rule #5 Passing the Chicken On. Procedures on how to give the chicken away

Rule #5-a

To pass the chicken on to another, the current chicken holder must be on said tour.

Rule #5-b. While broken-down on the side of the road, it is NOT advisable to hand over, throw to or put the chicken inside the broken-down car or its owner or driver. Nor is it advisable to stand alongside any broken-down car taunting the car's owner with the chicken. It also not advisable to have a photo with you standing next to the broken vehicle giving a thumbs-up jester (Dorothy Rule). Injury for violating these Rules is at the current chicken holder's own risk.

Rule #5-c. It is appropriate to pass the chicken at any meal once faces have turned from red and steam is no longer venting from ears. -Or- At any chapter meeting. -Or- If the new recipient requests it (while on the side of the road).

Rule #6

All chapters should name their chicken. It is most appropriate to name the chicken after a member so deserving because of the regularity or quantity of times he/she has had the honorable chicken bestowed up him/her.

Rule #7

Out of respect, the Rubber Chicken shall be honorably retired once its head or both legs has fallen off.

Rule #8

Each chapter should appoint a Colonel Chicken whose job shall be to determine all disputed matters. His/her word is final and not open to debate.

Rule #9

Life Time Achievement Award. The Rubber Chicken shall be permanently given to he/she who run their Model A out of gas while on tour (known as the Pruett Rule of "Don't worry, I have plenty of gas". This is not debatable!

Note: an appropriate rubber chicken Mardi-gras necklace may be given in lieu of the original rubber chicken.

While we suffered in “Breakdowns” and signing in new members to the Chicken Fraternity last year due to the pandemic, many of those who did not tour are now coming back and new Inductees for chicken membership is increasing steadily.

This wonderful Chicken Fraternity of dedicated members, no longer are satisfied with how good they are as a fraternity, but now have set their sights on how great they can be. We all are proud to stand shoulder to shoulder with every New Chicken Inductee. You are truly the best of the best. We all are “The Chicken’s” and we are truly “Stronger Together.”

We look forward to seeing every one of you during upcoming tours. Your “Breakdown Knowledge” embodies what this fraternity is all about and we are grateful to have the opportunity to share some time with you all. God bless Breakdown Knowledge and every one of you.

Fraternally Yours,

New Chicken Inductee’s



Jim Blaszcak

During the International Model A Day Tour to Coldspring, TX that Saturday Night Jim’s Starter Bendix Broke so out came the Old Hand Crank.

Then on the way back home Distributor Problems came into play but Jim pressed on and made it home.



Tom Bragaw

What can you said, this was Tom’s “Very First Model A Tour.” During the International Model A Day Tour to Coldspring, TX on the way home Tom’s Distributor Bushing got so hot it melted the plastic insulation on the points. After several attempts to fix the problem, a Tow Truck was required.

In addition, Tom was so excited to be a Chicken Inductee, Tom wore his Chicken Neckless to work the next day.



James Campbell

During the International Model A Day Tour to Coldspring, TX on the way home a Cooling Fan Wire produced an electrical short due to rubbing against the exhaust system.

It took several attempts, the wire got shorter and shorter, but James made it home under the careful watch of several PWA Members.

Piney Wood Model A Ford Club

Christmas Party



Come Join the Party!

We'll have food, it'll be fun, and there will be surprises, all in one place.

Saturday December 11, 2021
11:00 AM – 2:00 PM

Place: Walden Yacht Club
13101 Melville Dr.
Montgomery, TX 77356

Cost: \$45 per Club Member
\$50 per Guest

Dress: Christmas Attire

The Menu will consist of:

- Sirloin & Pork Loin
- Buttery Mashed Potatoes
- Green Beans
- Dinner Roll
- Dessert
- Water & Ice Tea

Cash Bar Available

Please List all attendees

_____	\$ _____
_____	\$ _____
_____	\$ _____
_____	\$ _____
	Total \$ _____

Please mail this reservation form and your check made payable to Piney Wood Model A Ford Club to:
Susan Cherry
1719 Chestnut Ridge Rd
Kingwood, TX 77339

Reservations will also be accepted at club meetings. All reservations due by December 1, 2021

Garage Talk – Model A Zenith Carburetor Two Part Epoxy Paint

By: David Teale, PWA Technical Seminars

They are online at www.klasskote.com

No primer needed if the metal surface is clean and freshly sand blasted.

Preval Sprayer

Use Preval Sprayer and remember to remove the filter screen on the suction straw to spray the mixture.

The Preval Sprayer is sold online <https://preval.com> or Home Depot or Amazon and is reusable. Home Depot also sells the replacement pressure cartridges.



Klass Kote Epoxy Paint – Satin Black.

It is a bit pricey but is impervious to gasoline

Mix Equal Parts by volume of Epoxy, Catalyst, And Reducer
In Very Small Amounts Using A 2 Tbs Measuring Spoon.

[Satin Black #900 \(klasskote.com\)](http://klasskote.com) - Side-A Epoxy


Requires equal amounts by volume of side-B catalyst component. Can be used with either Gloss Catalyst #405 or Satin Catalyst #463.

[Satin Catalyst #463 \(klasskote.com\)](http://klasskote.com) - Side-B Catalyst

This is the Satin side-B catalyst component and requires equal amounts of any (color or clear) side-A epoxy component. Use this product when a satin-like, dried film is desired. Can be combined with Gloss Catalyst #405 to create a semi-gloss dried film. To create a "dead flat", weathered-look in your dried film, use this product with Catalyst Flattener Additive.

[Klass Kote Epoxy Reducer #500](http://klasskote.com) - Epoxy Reducer / Thinner

This is standard Reducer / Thinner used for Klass Kote Epoxy. It works with all colors, clear, and primers.



Carburetor Theory and Construction Technical Handout

Carburetor Design – Figures 1, 2 and 3 taken from “The Zenith Carburetor” by Tom Endy

Figure One

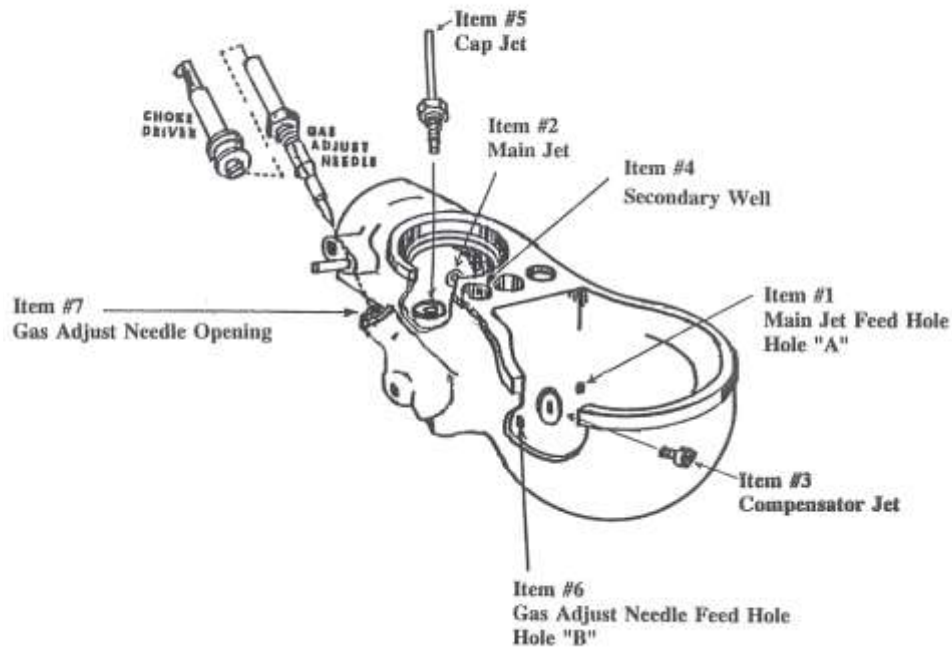


Figure Two

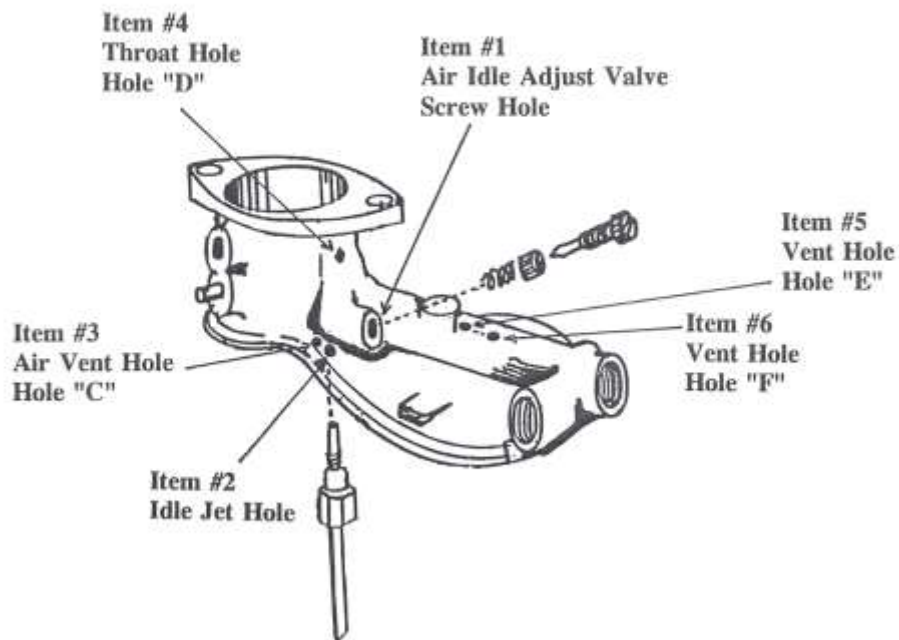
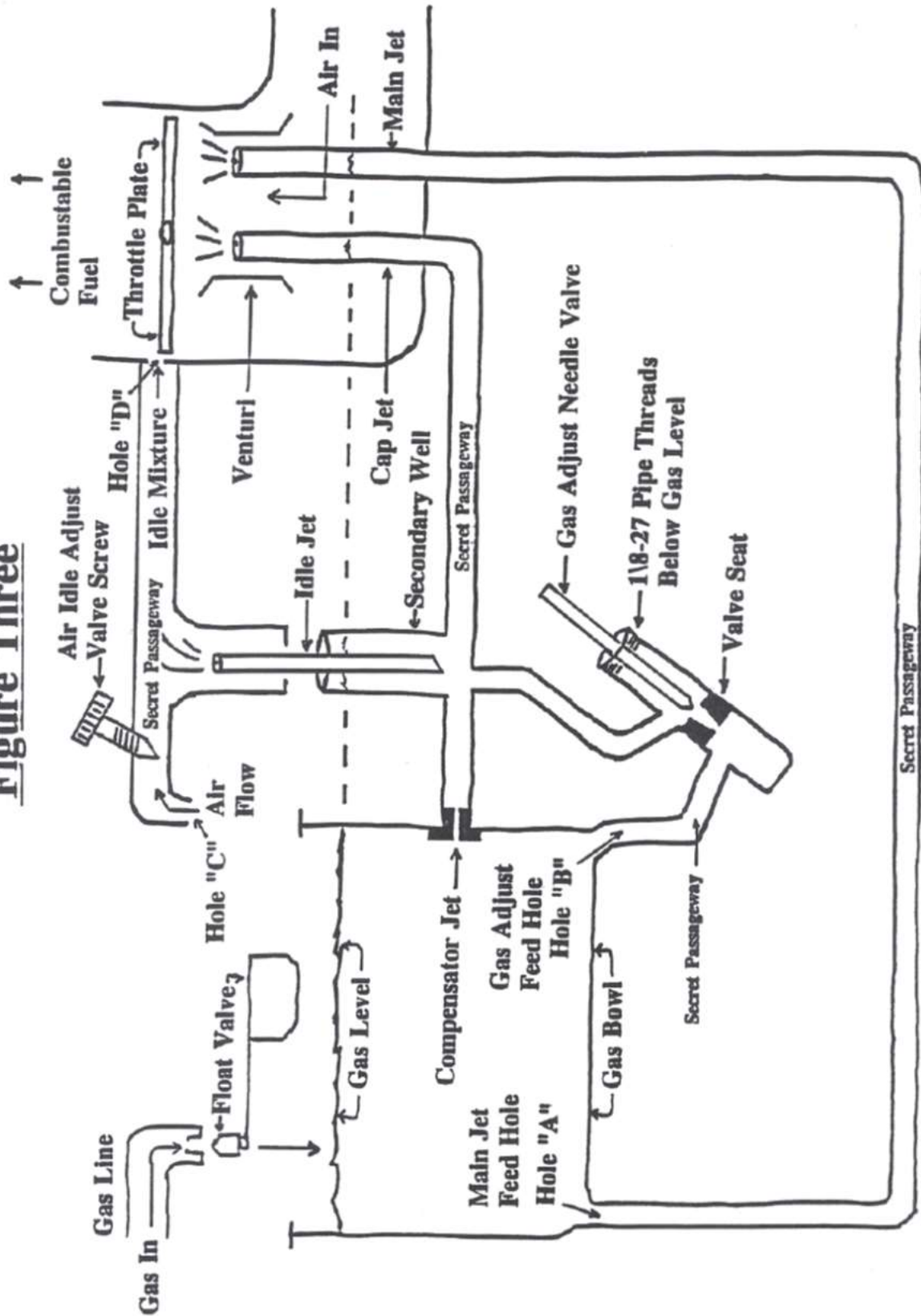


Figure Three



The Zenith carburetor utilizes a “compound nozzle” to provide consistent fuel to air mixture through the entire engine operating range. This system is comprised of the Main Jet, and the Cap Jet / Compensating Jet acting in tandem.

The system relies on the relationships of these three features:

- 1) Engine volumetric efficiency (50%) and volumetric flow
- 2) Venturi Size (.840 inches is standard)
- 3) Jet sizes and corresponding flow rates (see below)

Zenith Carburetor Jet Recommended Flow Ranges David Teale Revision C

Main: 150-155 (150 might be too lean for some cars. Works on mine, but not always on others. 152-154 achieves best performance and fuel economy).

Comp: 140-142 (comp and main jet determine fuel economy at high speed. This can be changed with the GAV. 140 is standard. This may need to be increased if secondary circuit misbehaves or new repro carb with different circuit routing).

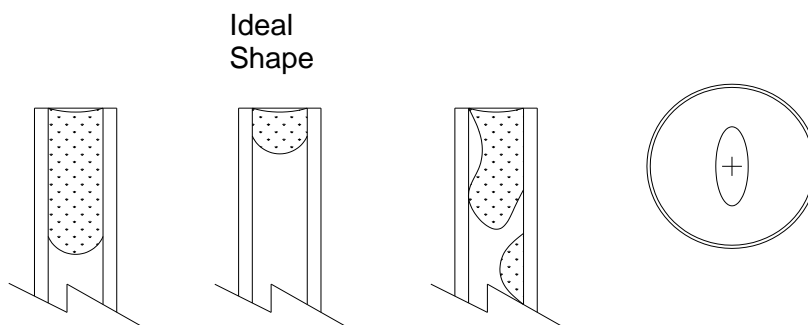
Cap: 170-180 (The cap jet only directs flow from the comp and GAV so it is less critical – it can be large unless it starts effecting low/mid-range performance. 175 may be needed if body is ported differently – repro. Carburetor or secondary well does not flow well. 170-173 should be good for most cars).

Idle: 44-48 (42 is too lean. 44-46 is good for most cars).

Why doesn't just drilling a hole work? There are too many variables and factors. See experiment below.

**Flow Test Using Drill Size
Method**

Idle	Cap	Main	
0.0205	0.03	0.03	
#76	6	5	
#64	#64	#65	
49	157	140	
46	158	148	
33	112	147	
42	156	146	
42	143	120	
42	156	146	Median
	145.	140.	
42.4	2	2	Average
5.4	17.5	10.5	Std Dev
46	168	155	Target Flow



Recommended Reference Books:

- 1) Restoring the Model “A” and “B” Carburetors – The “Rex” Reheis Way, By Gordon Biggar
- 2) Zenith Model “A” Carburetor Restoration Guidelines, by Steve Pargeter
- 3) The Model A Ford Carburetors, by Paul Moller

What's On The Calendar?

By: Robert Bullard, PWA VP & Tour Coordinator

It's been a great September with tours to the White Hall Café and Flea Market for brunch and some light antique shopping. And an overnight trip to Coldspring, TX to celebrate International Model A Day. Both were excellent outings with excellent routes (at least the return route from White Hall) with a lot of fellowship enjoyed by all.

We should be entering prime touring season as the temperatures begin to cool off for fall. Now is the time to get out the A, give it a maintenance going over and join for a tour or two. We have some good ones planned.

On October 2nd we have our monthly breakfast at the Magnolia Diner beginning at 8:00 am. Following breakfast we will gather at the Bullard's for our monthly offsite monthly and our inaugural Craft Fair Fund Raiser. This should be a great opportunity to pick up some great craft items that have been made and donated by club members. On Saturday, October 16 we will take a tour to The Kenny Store for a lunch/dinner meal. We will most likely leave Buc-ee's on Hwy 290 around 1:00 pm, eat our meal beginning around 2:00 pm and return to Buc-ee's by 4:00 pm (all subject to final confirmation of the restaurant).

On November 6th we'll have breakfast at Harris County BBQ. Then on November 12-14 we'll have a two night trip to Henderson, TX to attend the Henderson Syrup Festival. The club has attended several times in the past and this is always a fun outing. Check out this webpage: <https://www.hendersontx.us/14/Heritage-Syrup-Festival> for more detailed information. We have a block of rooms reserved at the Holiday Inn Express (903-657-5250) at a special rate but they are going fast. You need to decide if you want to attend soon and make your reservation. If you need more detailed hotel information contact Elaine Bullard. She's got the scoop on the hotel. More detailed tour information, including the tour route, will be sent out in October.

In November we also have one of our favorite outings with the Tomball Holiday Parade occurring on November 20th. According to the Tomball City webpage, "The theme this year is **Miracle on Main Street!** It is very much a Miracle to get to have the parade this year!" As usual we'll have lunch at Goodson's Café following the parade.

More details for all tours will follow as the events draw near. Get ready to have a nice fall driving our A's in the cooler weather.

Henderson Heritage Syrup Festival

Friday – Sunday

November 12-14, 2021

If you've been before, you know what a great time we have at the Henderson Syrup Festival!

We'll leave on Friday for a beautiful drive to Henderson. Once we arrive, we'll relax, visit, and have a group dinner at a TBD local restaurant.

Saturday is the festival where you can see traditional ribbon cane syrup made the old-fashioned way (using mule powered equipment). There will be other folk artists demonstrate lace making, basket making, blacksmithing, wood carving, quilting and other old-time skills. These heritage activities take place at the Depot Museum grounds.

Then we'll stroll about 6 blocks to Heritage Square where we will see a car show along the way, lots of musical entertainment, handcrafted art vendors and plenty of food vendors. The weather is usually beautiful and it's a delightful day enjoying the history, crafts, entertainment and food. We'll rest up a bit in the afternoon and then have a group dinner at a TBD local restaurant.

Sunday will be a leisurely drive home.

We have a block of 10 rooms reserved at the:

Holiday Inn Express
300 N Kilgore Drive
Henderson, TX 75652

(903)657-5250

\$104 Plus Tax Per Night

We have reserved 7 rooms with a king bed and 3 rooms with two queen beds. The rooms are reserved in Elaine's name, but **you need to call the hotel and make your own reservation**. We've arranged for special parking along the route from the museum grounds to the Heritage Square. Our cars will get plenty of visitors!

If you have any questions, please let us know.

Elaine & Robert Bullard
918-808-2667 Elaine
918-857-7577 Robert

Whitehall Breakfast Tour Photo's

September 04, 2021

Photo's By: Chris Fredona





Marta Carvajal, 90th Birthday Ride

By: Jeff Boyles, PWA Member

I bought my Model A in March 2018. I contracted the bug early in childhood. Through the ensuing years, I only imagined how much fun it would be to own one. My wife indulgently gifted books about Antique Fords on Father's Day, Christmas, and Birthdays. Finally, I got around to having one of my very own. In addition to the attendant fun of being this automobile's caretaker, the most gratifying privilege is the unique opportunities afforded to meet the most wonderful people.



My new friends Marta Carvajal, along with her daughter Blanca Navarro, rode with me one beautiful Sunday evening around our Atascocita neighborhood. Although late August in Houston, the sun was calming down by 6:30pm and the windshield was gapped widely open. Marta celebrated her 90th birthday on July 22nd and I was delighted to be a belated part of the celebration, along with my 1928 Phaeton.



I learned within the first few minutes of our introduction that Marta and her family have a quite literal history with Henry Ford. Her father, Felix Carvajal, had the first Ford Dealership in Marianao, Havana, Cuba in 1945. She spent considerable childhood time around Ford's, albeit newer models than mine. In the first decade of business, Mr. Carvajal's Ford agency had the highest sales volume in Latin America. He traveled to Chicago to receive an award. Undoubtedly the best part, he was gifted a Ford Convertible which went back to Cuba with him. Marta stated that Ford's were just the best cars.

Upon informing her that my car sold new in July 1928 for \$395.00, she laughingly responded, "are you saying my father was that cheap?"

As we made our way down the avenues, there were plenty of greetings and waves from families spending outdoor time in the evening; each of course dutifully answered in kind with the famously enthusiastic Ah-OOO-Ga! Our birthday girl intoned, "You've made me famous today." Midway through our jaunt, Marta observed, "I feel like I belong in this car. It's like being in a time machine." That's the best summation of how many of us feel about our beloved Model A's. They are a magical, mechanical portal to simpler times and fond memories. By the way, Marta's favorite of all her Dad's cars was his Lincoln Continental. I was proud to inform her that my car shared a multiple disc clutch design with the Lincoln Motor Company, though little else.



Happy Birthday Marta, good health, and many blessings. Call me for 91. We'll put the top down next year.

International Model A Day Tour Coldspring, TX

September 11, 2021

Photo's By: Ron Cherry



Gulf Coast Region AACA Ice Cream Social

Coordinated By: Ashley & Lisa Griffin, Sept. 18, 2021

Photo's By: Chris Fredona





Sunshine Report

By: Mitzi Shaddix, Sunshine Coordinator

NEW MEMBER: **Kevin Pope**



Chris Fredora	10/13
Tammie Jones	10/15
Perry Jones	10/18
Randy Fink	10/19
Ron Cherry	10/23
Kathy Hartzog	10/26
Elliot Hertzbach	10/29



Frank & Claire DeLucia	10/3
Ted & Patricia Karis	10/4
Sergio & Tina Fernandez	10/21
David & Ruth Ann Van de Bogert	10/24

National Club Update

By: Jackson Garrison, MAFCA, MARC & MAFFI Representative



[MAFCA
Informational
Facebook Page](#)

[MAFCA Group
Facebook Page](#)



Extracted From 4th Anniversary Issue, Volume 4, Issue 4, Page 5, Nov / Dec 1959



IT STARTED FROM HERE October 16, 1955

Around a sidewalk table, across the street from what is now club headquarters, Model A owners from several sectors of Southern California first met, got acquainted, and reached the decision to start a club. The following month, on November 13th, they met again to vote on by-laws and officers, and thus unsuspectingly started what was to become the nation's biggest single-car club.

Shown partaking in the momentous luncheon, which marked a milestone in Model A Fordom, clockwise from the left, is Lloyd Fulford, Charles Gutshall, Hans Ortlieb, Walt Joyce, his son Walter Pat Joyce, Fred Smith, Ethredge Bleyloch, Red Grow (center, far end), Art Miller, Bob White, Sam Gates, Jack Payton, and Vivian Payton. Also present at the gathering but not shown in the picture was Bill Jennings.

2021 MAFCA BOARD OF DIRECTORS CANDIDATES

MAFCA MEMBERS WILL RECEIVE official ballots in the mail. The four candidates receiving the highest number of votes will be elected to the National Board of Directors for a two-year term (2022–2023).

KAY LEE WASHINGTON, ILLINOIS

I HAVE BEEN A MEMBER of MAFCA since 9/28/1981 and served on the MAFCA board as secretary from 2017 to 2020. During those years, I implemented several new spreadsheets and procedures to be used to make the flow of doing business easier. With my late husband, John, I helped restore several Model A's, which I still own and drive. I founded the Central Illinois A's in 2009 and serve as membership director. I retired after 32 years from Caterpillar, Inc., as Senior Support Group Manager, supervising 250 engineers. I have a Bachelor's Degree from the University of Illinois and a Master's Degree from Bradley University in Industrial Operations/Mechanical Engineering. I volunteer at church and am treasurer of Building Hope in Kids-Uganda, where we are building a school to break the cycle of generational poverty.



JOHN LAVOY ROCKLIN, CALIFORNIA

I'VE BEEN AN ACTIVE member of the Model A Ford Club for the past 55-plus years. I had a Model A before I joined MAFCA and was active in local meets. I restored my 1928 Phaeton in 1965 and drove it from Northern California to Albuquerque, New Mexico, for the 1966 MAFCA National Convention.

I have participated in all facets of the meets, judging, car games, and tours. I am a Senior Judge and have judged at National Conventions. I was



the president of the Special Interest Group that did the MAFCA Canyonlands National Tour in 2019.

To help preserve the hobby for the future I was on the Board of Directors as vice president of the Model A Ford Foundation, Inc. when the museum was built at the Hickory Corners, Michigan, Gilmore Museum site.

My work career was in sales, as the sales manager for a company, traveling the entire United States.

TOM JEANES POLLACK PINES, CALIFORNIA

I PURCHASED MY FIRST Model A, a 1930 Coupe, in 1991 and joined the Diablo A's and MAFCA in 1992, the El Camino A's in 2006, and the Hangtown A's in 2015. I have served as chapter president, secretary, *Motometer* editor, *Spartan* editor, and the *NCRG Northern Lights* editor. I am currently editor and president of the Hangtown A's. I have served on the MAFCA Board of Directors as chapter coordinator in 2020 and technical director in 2021. I have enjoyed the challenges.

I am a Master Judge and a member of the Judging Standards Committee and enjoy local club activities as well as regional and national activities as a fashion entrant and seminar presenter.

I worked as a chemist until my retirement in 2014. Since then I have volunteered with a number of organizations and hope to help MAFCA continue to flourish. I ask for your support.



2021 MAFCA BOARD OF DIRECTORS CANDIDATES

WHEN YOU RECEIVE YOUR BALLOT, vote for no more than four candidates. (Candidates are listed in an order determined by drawing.)

To be counted, ballots must be postmarked by October 15, 2021. Results will be announced and new Directors will be installed at the National Awards Banquet on December 4 in Fort Worth, Texas.

ED TOLMAN CHINO HILLS, CALIFORNIA

In 1970, ELMER TOLMAN, a charter member of the Diamond Tread Chapter, saw how much I enjoyed helping him in restoring his many Model A's. He had a 1931 Coupe that was in pieces and said that if I could get it put back together, it would be mine. By my Junior year (1973), I was cruising Cerritos High School, and I still have that car to this day!



I have been involved in our local community with Little League and Boy Scouts over the years, earning the Silver Beaver as a Scoutmaster in 2000. I own three family businesses: Tolman Tool Manufacturing, Cardinal Tool Speedvise, and D&G Products, Inc., a machine shop. I am currently serving my fifth year as president of the Pomona Valley MAFCA. Before he passed, my good friend Stephen Salazar encouraged me to run for the MAFCA Board of Directors, and so here I go.

DAVID LIBBEY GRAFTON, MASSACHUSETTS

SINCE JOINING THE Board and becoming Treasurer in late 2019, I've participated in many discussions, served on committees, and worked with other Board members as we navigated through the challenges (especially COVID-19) of the past year. I've focused on financial management basics: adopting two solid budgets, managing assets, monitoring cash flows, and regularly reporting on these to the Board. This has put to good use the problem-solving and analysis skills acquired during 37



years in senior financial leadership positions in business.

I'm active locally and regionally. I belong to four area Model A clubs. I'm treasurer for the Worcester County Club, served on the organizing committee for the 2017 New England Meet, am vice president of the A400 Group, and served as registrar for the 2021 MAFCA National Tour.

I'd welcome the opportunity to help MAFCA continue to be a strong voice for our hobby. I ask for your vote.

JAY McCORD SANTA MARIA, CALIFORNIA

I HAVE BEEN AN active member of MAFCA for 43 years. I have served the Santa Maria A's in various board positions, serving as president for 8 years. I am a MAFCA judge and have judged at two National Meets.

I am involved in community affairs as a district Boy Scout leader and am very involved with my church.



I have served as a trustee and secretary for the Model A Ford Foundation. I am proud of my involvement in the great museum that has been built to preserve our Model A Cars and era.

As the co-chairman of the Santa Maria A's All Ford Car Show, I have demonstrated my ability to coordinate a big project for the past 18 years. I have also served as a director of MAFCA as Membership Director and Marketing and Chapter Coordinator for two terms.

I ask for your support as I seek election.

Era Fashion – Flowers as Fashion

By Sherry Winkinhofer, Northwest Missouri Model A Ford Club -- July 2019

In the modern world, we think of corsages and boutonnieres as fresh flowers worn for formal occasions such as weddings or proms. But in the Model A days, they were a much more common sight. Fresh floral arrangements were still the thing for those formal occasions, but artificial flowers were very visible in day-to-day life.

Please note that in this article, we are going to focus only on the use of flowers for fashions other than hats. Flowers as ornamentation on hats was extensive and as such, should be the subject of an article all on its own.



-Sears Spring and Summer 1928

Imitation flowers were quite popular for home interior decoration in the Victorian era, and quickly made the transition to wearable art. Flowers were worn on hats, dresses, and coats. Both single blossoms and clusters of flowers were popular. These bouquets could be made from a vast variety of materials. Common textiles used were silk, cotton, organza, organdy, rayon, velvet, and even leather. Ribbon blossoms were also utilized.



- Montgomery Ward Fall and Winter 1928-29

Corsages were a staple of the well-dressed woman. The word "corsage" is French and in the 19th-century it was a common term for a woman's bodice or jacket. Flowers pinned to the bodice were often referred to as "bouquet de corsage," and over time this phrase was shortened to just "corsage."



- Robert Simpson Fall and Winter 1928-29



10-877 Large double orchid, among the newest and most beautiful corsage flowers. Looks well on dress or coat. Orchid, lavender, red. Price delivered..... 50¢

"Looks well on dress or coat" says the text.



10-876 Metal ribbon flower. Gold or silver color. Very pretty on dresses. Price del'd 45¢

This one is of metallic ribbon.



10-872 Velvet camelia flower for corsage bouquet. Attractive and popular. Old rose, pink, white, red. Price delivered... 29¢

Colorful flowers made of velvet.



10-878 Dainty silk flower and a silk crepe handkerchief to match. Maise, rose, pink, red. Price delivered in box... 75¢

A set with a handkerchief to match the silk flower.

- Items directly above are from The Robert Simpson Co. Catalog Fall and Winter 1928-29.

"Boutonniere" is also a French word, meaning buttonhole, and in most references, it is indicating a flower worn in the buttonhole on the lapel of a man's suit. But I found floral women's accessories titled boutonnieres.

The text for the boutonnieres to the right clearly indicates that these are meant for ladies' fashion. The first says "...made for coat or dress" and the one to the far right is "...flowers for coats, furs or dresses." And I can't imagine the below boutonnieres being worn by a gentleman.



A unique boutonniere made from "Genuine Kid Leather".

- The Chicago Mail Order Company Winter 1929-30



For a more unusual type of flower, you could buy this kit for a crystal beaded boutonniere.

- January 1929 edition of Modern Priscilla magazine



- Sears Spring and Summer 1930.



- The Chicago Mail Order Company Winter 1929-30



These accessories were not always small; for example, this velvet and organdy bunch measures about 6 x 8 inches.

- Montgomery Ward Spring and Summer 1931



Other styles of bouquets include "crescents" and "sprays."

- Montgomery Ward Fall and Winter 1929-30

The Gorrings's catalog page to the right has an illustration of a young lady wearing a long floral trail. It seems to be attached at the shoulder and then lays loose the remainder of its length.



Flowers

Rose Trailer
In Lovely Colors

20 C 1086— **55¢**
 Length about 12 in.

COLORS: Flame; pink;
 light blue; Nile green;
 orchid; tan; white. State
 color. 8 1/2 in. wt., 3 oz.

Petals are of velvet
 and shaded organdie—some trail-
 ing gracefully as the ends of
 silver cords. Velvet leaves
 match pastel shades of rose.
 Delightful for your new fall
 outfit. Our price is low for
 the quality.

55¢

- Montgomery Ward
 Fall and Winter 1928-29



Coats were a common place to find flowers elegantly displayed on the collar. The examples below illustrate the usual placement on the left side. A single large flower or a bouquet of smaller blooms were both common options.



Dresses were another item that could often be found with flowers providing the final touch, on a shoulder, a neckline, or even on the dress sash. Here are a few examples from era catalogs:


Lapel corsages or boutonnieres, worn on the left side of the collar.



-Chicago Mail Order Co. Winter 1929-30

- Montgomery Ward Spring and Summer 1930

Corsages worn at the shoulder could be a little larger. The colors could compliment or match the dress.



- National Bellas Hess Catalog Spring and Summer 1931



-The Robert Simpson Catalog Fall & Winter 1928-29



-Chicago Mail Order Co. Winter 1929-30

Flowers worn at the neckline tended to be smaller corsages or single blooms with minimal or no additional trimmings.



- Simpson Spring and Summer 1931



- National Bellas Hess Spring Summer 1931

Last, but not least, here are a few examples drawn from advertisements found in magazines throughout the era. They illustrate the use of flowers in different social settings. It's apparent they were not worn just for formal occasions such as dances and parties, but instead were a part of everyday life.



- August 1928 Good Housekeeping ad for linens.




- August 1928 Good Housekeeping ad for a dentist.



- October 1929 Cosmopolitan Body by Fisher ad



- June 1928 Farm and Fireside article on gardening.



- June 1929 Good Housekeeping luggage ad

I hope this article brings new understanding and new inspiration in the use of flowers in recreating that era image. Feel free to add big and bold or small and delicate floral touches to your next Model A fashion outing!

#####

Era Fashion – Plus Four Knickers for Fun

By: y Rosie Cassou, Cruisin' A's of Hemet, CA -- September 2019

Knickers or Plus Four trousers certainly set a style in the Model A Era. The look was one of fun and carefree activity. While the origin of knickers and Plus Fours came from the early 19th century, the practical use for men and women were on the sporting fields, shooting range, golf courses, and for a casual drive in a sporty Model A roadster.

They were called plus fours because they bagged below the knee and were 4" longer than knickerbockers. Plus fours were made in tweeds, linen, corduroy, flannel, and wool. Today women, men, or youth can wear a pair of Plus Fours either in the Original Category fashion judging or in the Era Image Category. Appropriate Coordinating Apparel would be a long sleeved shirt with a sweater vest, a patterned sweater, or a matching or contrasting suit jacket. A jacket belted in the back, made the outfit more "sporty" looking. The heavy argyle socks worn with tie shoes were often the first features noticed by others. Sometimes the socks and sweater were matching to add a daring flare to the ensemble. For accessories, a man, or woman might use a golf club, a road map, a suitcase, or a walking stick. For youth, accessories might be sporting or camping equipment or schoolbooks.



Fashion enthusiasts can make their own pair of Plus Fours from a pair of roomy trousers with or without front pleats, measure 10-12 inches from cuff and mark this line with safety pins. Try on pants, sit down, and make sure you have plenty of comfort room to bend your knees plus an extra 1/2 inch for the seam allowance. The safety pinned line should



not curve up your knee but be parallel to the floor. If necessary, adjust the whole line. You can always trim length, but not add it back on. When you are satisfied your knees will have plenty of bending (sitting) room, and then cut the excess lower leg fabric. Save the cuff cut off the trouser leg for making the band that will fit just below the knee. Fasteners on the band can ease putting the Plus Fours on and will help to hold the band in place below the knee.

Another option is to make a casing, inserting wide elastic that measures the circumference of your leg just below your knee. The extra length of fabric will fall over the band creating the ballooning of the fabric, which gives Plus Fours the characteristic style.

As more Model A enthusiasts are finding Era Image a comfortable way to travel, wearing a pair of Plus Fours while driving your Model A will add value to your experience and will certainly catch the eye of onlookers!

Enjoy driving all year long in your favorite pair of knickers or Plus Fours

MAFCA Fashion Guidelines, 2015 Edition
Driving in Style, MARC August 2019
December 2010 Phoenix Magazine, Phoenix in the 1920s




#####

Supporting Friends Who Support PWA

The following advertisers provide support to our club and the Model A community

Dear Members,

It is very important that we, as a club, support the companies who advertise in our newsletter & directory. Please let them know when you order parts or material, or if you have work done, that you saw their ad in your club newsletter and/or directory.



Web Site: www.snydersantiqueauto.com
E-Mail: [Don @ SnydersAntiqueAuto.com](mailto:Don@SnydersAntiqueAuto.com)

Snyder's Antique Auto Parts, Inc.
12925 Woodworth Road
New Springfield, OH 44443-9753

Toll Free! Orders/Info: 888-262-5712 • Fax: 888-262-5713



Web Site: www.brattons.com

Brattons Antique Auto Parts, Inc.
1606 Back Acre Circle
Mount Airy, MD 21771

Order Toll Free: 800-255-1929
Fax Toll Free: 800-774-1930
Information: 301 829-9880



Web Site: www.mikes-afordable.com
E-Mail: [mike @ mikes-afordable.com](mailto:mike@mikes-afordable.com)

Mikes "A"Ford-Able Parts
124 Model A Drive
Maysville GA 30558

Phone: (706) 652-3866 • Fax: (706) 652-2492



Web Site: www.snjparts.com
E-Mail: smithjones@spiritcom.net
snjparts@gmail.com

Smith and Jones Antique Auto Parts
60 Wisconsin Street
West Columbia, SC 29170

Phone: (800) 422-1928 • Fax: (803) 822-8477

Classics. Antique Autos. Hot Rods. Boats. Furniture.

{ Ahira's Upholstery }



Working With Imagination and Dedication.

Ask for Pepe or Ahira 502 Everett St. Conroe, Tx 77301
(936)-499-5430 santacruzjose727@gmail.com

Radiator Service

Don Hart's

800-321-4278

E: info@donhart.com www.donhart.com

Olde Texas Engine Works

Have Tools

Will Travel



Bob Hitchcock (281) 356-6699

General Tune up's and Maintenance
Mechanical Restoration Sand Blasting and Painting

Sweet Rides

Classic Car Restoration

(281) 259-9947



Located at: 1115 Yancey Drive, Magnolia, TX 77355

We are proud to be an Authorized Repair and Restoration Facility HAGERTY CLASSIC CAR INSURANCE

www.snydersantiqueauto.com

Toll Free! 888-262-5712

Part #: A-9156-X A-Filter



NEW LED headlight

6 or 12 VT

easy replace regular bulb for
Model 'T' or 'A' Ford \$59⁹⁰/pr

Gaslight Auto Parts

www.GaslightAuto.com 800.242.6491

Urbana, OH

Fink's Parts and Restoration

1928-1931 Model A Fords
1932-1948 Flathead Fords
Model T Fords

Original and Hot Rods
Porcelain Signs
Gas Pumps

Randy Fink
3302 Fawn Creek Drive
Kingwood, TX 77339
785-282-4757
rflksuphotmail.com



Jeff Fink
Instagram
profink1928
785-477-4065
jfk83@hotmail.com



**Your Ad
Could Go HERE**



AFTER 43 YEARS LETS LOOK BACK AT SOME PWA CLUB HISTORY

The Following Article, By Gwyn Machacek,
Entitled "CRANKED UP IN 1977",
Was Published In Our
September 1995 & July 2012 Newsletter
By Paul Lewis:

"For several years there was talk between Model A'ers about trying to form a Model A Club North of Houston and in Montgomery County. Four people said, "Let's try". Notices were posted everywhere in the Spring, Woodlands, and Conroe area telling of the first gathering to be held August 9, 1977 at the Gulf State Auditorium in Conroe. Those four people were Keith Jenkins, Buddy Moore, Larry and Gwyn Machacek.

Eight families attended the gathering and they all said, "Let's give this club a try". Officers were selected and then one of the big topics of discussion was what can we call ourselves. Suggestions such as; Conroe A's, Montgomery County Motometers, Piney Wood A's, Big Thicket A's and Rambling A's were suggested. It was suggested that a name would be picked at the September meeting. Everyone then browsed through the display of literature on the Model A that Keith Jenkins and Larry Machacek had set up.

At the second meeting the name Piney Wood Model A Ford Club (Piney Wood A's, for short) was chosen and a Newsletter's name of "The Ford Squeaks" was selected. Moreover, the club grew by 4 new members.

By the end of 1977, the newly formed club had 16 families. They were Bryant Baugus, Donald & Cindy Chrisner, John & Judy Davidson, Monte Fine, Jerry Fisher, Thomas Gilbert, Dick Hand, Keith & Marlene Jenkins, Benny Klekar, Tom & Joan Lowery, Larry & Gwyn Machacek, Donald Mog, Buddy & Sandy Moore, Guy & Betty Nightingate, Harold & Carolyn Smith, and Thomas Wilkerson.

The following year (1978) saw the club becoming a chapter of the Model A Ford Club of America (MAFCA). Years later, in 1983, the club became a region in the Model A Restorers Club (MARC). **"THE REST IS HISTORY."**

At our 35th Anniversary luncheon July 14, 2012, we all receive a souvenir print out of all the Piney Wood A's meeting minutes for 1977. The club today has far surpassed any vision our founding fathers might have had 35 years ago.

We all should be proud of that as we tack on the future years to come and, be very thankful for that meeting held on August 9, 1977 when **"Let's Give This Club A Try"** received enough "Yes" votes.

2020 Piney Wood Model "A" Ford Club Officer(s) & Chairperson(s)

President:

Jim Blaszcak jblaszcak@mac.com

Vice President & Tour Director:

Robert Bullard rlbullard1@gmail.com

Secretary & Advertising:

Elaine Bullard elainebullard53@yahoo.com

Treasurer:

Frank De Lucia frankdelucia@att.net

Board of Directors:

Art Shaddix (-) jashaddix@yahoo.com
Perry Jones (-) jones_perry@hotmail.com
Ron Cherry (1) ron.cherry2@gmail.com
Wayne Mason (1) wmason86@att.net
David Teale (Past President) dwteale@comcast.net

Auditor:

Tammie Jones (1) jonestg@hotmail.com

Membership & E-Mail Coordinator:

Perry Jones jones_perry@hotmail.com

Newsletter Editor:

Frank De Lucia frankdelucia@att.net

National Reporter:

Jackson Garrison garrisonja427@gmail.com

MAFCA, MARC & MAFFI Representative:

Jackson Garrison garrisonja427@gmail.com

Safety Coordinator:

Perry Jones jones_perry@hotmail.com

Chicken Fraternity, Chairman of the Board:

Dan Kundts kundts@yahoo.com

Sunshine Coordinator:

Mitzi Shaddix mitzishaddix@gmail.com

Apparel & Accessories:

Marion Hertzbach bearing1@gmail.com

Librarian:

Dan Kundts kundts@yahoo.com

Technical Seminars:

David Teale dwteale@comcast.net

50 - 50 Drawing:

Sergio Fernandez sergiofernandeztx@gmail.com

Christmas Party Committee:

Susan Cherry rosesandoldlace@gmail.com

Mileage Keeper:

Jim Hartzog jim_cypress@yahoo.com

Webmaster & E-Mail:

Alex Brock asbrock@me.com

Community Involvement (OME):

Paul Gross paulgross@earthlink.net

Lady A Activities Coordinator(s):

Susan Cherry rosesandoldlace@gmail.com

Model A Tool Crib:

Frank De Lucia frankdelucia@att.net



All newsletter mail should be sent the Editor at address:

The Ford Squeaks - Piney Wood Model A Ford Club

Frank De Lucia
11415 Lakewood Estates
Houston, TX 77070

frankdelucia@att.net

Club Permanent Mailing Address

Piney Wood Model A Ford Club
P.O. Box 691341

"The Ford Squeaks" is the official monthly publication of the Piney Wood Model A Ford Club, Inc. This club is a local chapter of the Model A Ford Club of America (MAFCA), a region of the Model A Restorers Club (MARC). The newsletter is mailed to members, prospective members, and editors of similar publications in exchange for their newsletter. Its purpose is to provide the members with information regarding club activities, upcoming events, Model 'A' restoration and maintenance. Members may publish non-commercial ads at no cost for Model A related items: For Sale, Wanted or Trade. They are also invited to submit articles of interest or information to be published in the newsletter.

Material must reach the Editor by the 20th of the month to insure publication in the next month's issue. Membership dues in the Piney Wood Model 'A' Ford Club are \$25.00 per year. Annual membership is required in MAFCA. MAFCA dues are \$45.00 per year (subject to change). Membership applications are available from the Club Membership Director or from our website (www.pineywoodmafc.com). The Piney Wood Model 'A' Club meetings are held on the 2nd Tuesday of every month (except December) at 7:00PM at the Valley Ranch Bar-B-Que & Grill Restaurant, at the corner of Spring Cypress & Tomball Parkway (FM249). Other clubs are encouraged to use articles & info from "The Ford Squeaks" as long as credit is given.