



THE SQUEAKS

PINEY WOOD MODEL A FORD CLUB

VOLUME 50 - ISSUE 7 -July 2024

Inside This Issue

PWA Web Address: www.pineywoodmafc.com

Presidents Message	2	Sunshine report	20
PWA Meeting Minutes	3	Hubley Cars	21
June Events	5	June Brides	22
MAFCA Presidents Letter	12	Workbench	23
MAFFI Minute	13	Humor of the Day	25
Space City MAFCA	15	For Sale	26
PWA Membership Form	16	Supporting Friends	28
Calendar Events	17	Rubber Chicken Requirements	30
Jim Tech Tips	19	PWA Officers	31

MOTTO

To promote and stimulate
the preservation, restoration,
and maintenance of the
Model A Ford automobile.

QUALIFICATIONS

Any person sincerely interested in the
Model A Ford automobile and the
purpose of this club shall be eligible
for membership as an active member.

From the President's Desk

By: David Teale

Dear Model A Friends,

I want to thank Jim and Kathy Hartzog for hosting June's offsite meeting at their beautiful home. It was a great day for the meeting, and I think some of the ladies may have a new hobby making silver jewelry. Thanks also goes to some of the guys for helping with the craft.

The 61st Texas Tour in Nacogdoches, TX just wrapped up and everyone had a great time. The tours and sites were outstanding, and everyone enjoyed the picnic lunch on the grand tour. My sources claim there were approximately 100+ Model As and around 259 people in attendance. That is really an outstanding turn-out. Thanks to all who attended and represented Piney Woods.



I want to remind everyone about our Ladies Luncheon coming up at Martha's Mexican Restaurant and our annual safety check will be hosted by Tom Bragaw at his garage. Go to our website under the events tab for more detailed information. Both events are sure to be a big hit.

Ron and I started the extra 50/50 ticket for driving your Model A to a club event (no tours or meetings). Very few have approached us and asked for the tickets. I occasionally remind everyone, so if you are reading this letter, remember to ask me for your ticket at the upcoming breakfast. I wonder how many I will be passing out.

Happy Fourth of July Everyone!

Happy Motoring!

PWA Meeting Minutes

By Joyce Perkins

Piney Woods Model A Club
Meeting: June 20, 2024
Held: Home of Jim and Kather Hartzog

Meeting was called to order at 10:11 by David Teale, President
Opening Prayer was led by Mitz Shaddix,
Pledge was led by David Teale



Minutes from Club Meeting on May 14, 2024, were provided to members in the June Newsletter for review. No corrections or comments were received. Motion to approve minutes was received from Troy Walling and seconded by Mitzi Shaddix, All in Favor, Motion passed.

Opening Comments provided by President, David Teale:

David offered Thanks to the Host, Jim and Kathy for the use of their home.
Member provided information on event to be held in the afternoon.

Events: Report of recent and upcoming Events were provided by David Teale in Ron Cherry's absence: David inquired as to all planning to attend the Texas Tour on June 13th -16th, Texas Tour in Nacogdoches. Maps and details have been sent in recent email. Leaders of the two groups are needed for the trip going and coming. Robert Ballard agreed to lead one group going and one group on the return trip. A second group leader is still needed. David commented that it looks as if there may be a total of 15 cars to attend. Troy Walling indicated he would meet the group at the Davy Crockett Grill restaurant in Crockett for lunch. Jim Blaszcraak plans to meet the group at Hank's Convenience Store to join the group.
July 9, 2024, Monthly PWA Meeting to be held at Vally Ranch BBQ at 7:00 PM – 9:00 PM
July 17, 2024, Ladies Luncheon to be at Martha's Mexican Restaurant in Tomball, at 11:30 – 1:00.

Next Weekend Tour being Planned - Ron Cherry to provide details as they become available.

Treasurer Report: Frank DeLucia did not attend the meeting and the financial report will be presented at the next meeting.

Sunshine Report: Mitsi Shaddix presented June Sunshine report with 12 Birthdays and 8 Anniversaries. All will be included in upcoming monthly newsletter. To all , Happy Birthday and Congratulations!

Registrations: Perry Jones presented a 10-year Pin to Jim and Kathy Hartzog.

National News:

Newsletter:

Toolbox:

Library:

Club Apparel: Marion shared details of response received from club member for delivery of shirts ordered.

Break: No Break was taken

50/50 Drawing: Was not held due to club meeting being held offsite.

Technical: Was held after Adjournment: David provided instructions and assistance for all in the creation of silver necklaces. Very interesting and all participants had a great time with beautiful pieces made. Thank you , David for all your patience and leadership in our success.

Adjournment: Motion to adjourn meeting was received from Marilyn Hitchcock , seconded by Jim Hartzog, all approved, Motion passed, meeting ended at 10:24.

Respectfully Submitted by
Joyce Perkins, PWA Secretary

June 18, 2024
MAFCA Special Announcement

Due to the wildfires in and around Ruidoso, N.M., the MAFCA 2024 National Convention being hosted by the Southwest "A" ventures SIG has been canceled.

The Convention Committee and MAFCA Board of Directors are working together to resolve all outstanding issues. Please be patient and as information becomes available and actions determined, information will be posted on the MAFCA website, Facebook and the Convention website. Full refund of monies paid to the Convention Committee, for registration and events, available upon request from the Convention Committee.

Our thoughts and prayers go out to the residents in the Ruidoso area and the many emergency workers risking their lives to bring these fires under control.

The Board and the Convention Committee appreciate your patience as we work through the many issues outstanding.

Robert L. Bullard
2024 MAFCA President

Raymond Gabaldon
2024 National Convention Committee Chairman

June Events 2024

By: Troy Walling

Breakfast and PWA Meeting June 8, 2024

The club held its monthly breakfast meeting at the Harris County Smokehouse Located in Tomball, Texas.

Following breakfast, we convened at the home of Jim and Kathy Hartzog for our Monthly PWA meeting



David Teale proceeded to show a new way of casting and making silver necklaces. All the ladies enjoyed this innovative procedure.



Thanks to Jim and Kathy Hartzog for being such wonderful hosts

Texas Tour 2024

June 13 -16, 2024



The 2024 Texas Tour was hosted by the Dallas Model A Ford Club, which was held this year in Nacogdoches. The Host hotel and convention center was the Fredonia



126 registrations and 259 people arrived from Texas, Oklahoma, Kansas, Mississippi, Louisiana, Colorado and the farthest the Devores from South Carolina.



While passenger trains do not run anymore,
how cool it would be if they did



Our Marion Hertzbach received her patch from Tex Willis

Nacogdoches is known as the oldest town in Texas. It was the gateway for Anglos to settle in Texas during the early 1800's.

The Paleolithic Indian groups settled this area about 10,000 years ago

The area of downtown became a Caddoan site sometime around 700 BC

Around 1250 to 1450 AD began to develop at this site.

They were supported by maize agriculture and trade with other Indian groups.




Today Nacogdoches is a thriving town with a major college named Stephen F Austin



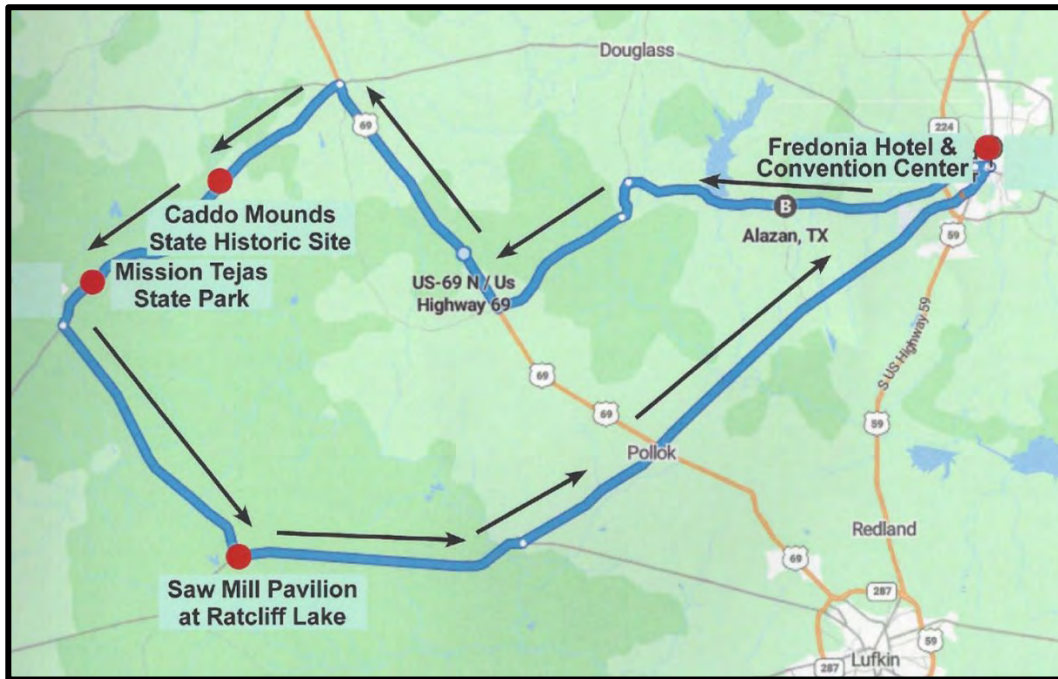
Model A members know how to have fun wherever they go.

Who cannot pass up the Model A photo experience?



Along with the Hubley races and displays, there were over 200 raffle items, 7 car evaluations, 10 fashion model entries, 5 fashion displays and 5 car games

The Grand Tour



The First stop on our Grand Tour was the Caddo Mounds State Historical Site.



As the Indians adapted to the changes over the centuries, one site remained. The Hasanti group settled in this area. Today 3 large mounds are intriguing. It is believed that these are not burial mounds but sites of temples.

Today there are replicas of the types of homes that they lived in. They were still here until the 1830's when they moved further west near the Brazos Valley area

Onward to the next stop on the Grand Tour. The Mission Tejas State Park.

This park site was originally home to Mission San Francisco de los Tejas, the first Spanish mission in the province of Texas.

In 1690, Catholic missionaries from Spain began settling the region in hopes of Christianizing the local Nabadache Indians and establishing a buffer against France's colony in Louisiana.

Today there is a replica of the type of mission that would have been built at the time.



Located within the park is the Rice Family home

Originally constructed in 1828, the home was added on twice, and completed in 1838. The home is 80% complete and was lived in until 1918.

The home was donated to the state and relocated from nearby to the park in 1974



On to the next stop and a lunch break at Ratliff Lake. This site was at one time the largest logging mill in Texas. Lunch was great and by the smiles, everyone had a great relaxing time.

4-C Sawmill Built in 1902 and in operation for 16 years, the 4-C Mill was the largest sawmill in Texas and produced 300,000 feet of lumber a day. Operated by Louisiana and Texas Lumber, the mill was named for Central Coal and Coke Company, which owned the lumber company.





One of the tour visits was to the Sterne-Hoya House Museum and Library located in Nacogdoches. The home was an 1830 dogtrot-style home built by Adolpho Sterne and later sold to the Von der Hoya family in 1869



Once again thanks to the Dallas Model A Ford Club for hosting an outstanding tour in a great historical area.

MAFCA President's Page

June 2024



I just completed a 3,500-mile round trip adventure in my 1930 Sedan Delivery. I traveled from Texas through Louisiana, Mississippi, Alabama, Georgia, South Carolina, North Carolina and Virginia and back again in just 14 days. I am proud to report that the car made the trip without a single issue, no accidents were incurred, and I averaged a little over 18 miles per gallon. It was a bit of a whirlwind trip but I could not pass up an opportunity to visit the Outer Banks of North Carolina once again in my Model A. I am proud to report that all along the way, the car garnered interest and comments whenever I would stop for fuel, food, hotels or sightseeing. People in general are infatuated with old cars and especially want to know if you drove them to whichever destination you happen to be. Stop for fuel in say Virginia with Texas license plates on your car and I'll guarantee the first question will be: "Did you drive that thing all the way here?" I always get a kick answering, "yes I did and I'm going to drive it back home also."

I'm also a member of the AACA and I enjoyed Stacy Zimmerman, the Speedster Editor's comments in the most recent AACA Speedster Newsletter that "Every time you drive your car, talk about your car, and even allow someone to simply sit in your car, your passion for this hobby is visible to everyone by the smile on your face and the enthusiasm in your voice." When we share our cars in public, allow people to touch them, sit in them or even honk the horn we are, at that time, ambassadors for our hobby, our respective clubs and ourselves. Stacy went on to say: "Have you ever heard the phrase... 'people join people?' It's totally true! We always say that everyone initially comes for the cars, but that they stay because of the people. We need to be in this together." I think Stacy has hit the nail squarely on the head. Get out there and be an ambassador for your local club, MAFCA and the Model A hobby in general. People will be captivated by your enthusiasm for our cars and our hobby, and we will all grow from it.

Even though I am barely home from my trip to the Outer Banks, I am beginning to plan my routes for driving to Ruidoso and attending the 2024 MAFCA National Convention. The Southwest Model A's have created an excellent convention for us and I'm looking forward to the cooler air in Ruidoso, NM. Ruidoso's 6900' altitude will give me a welcome reprieve from the sweltering humidity and hot temperatures of Southeast Texas. Right now, we have five cars caravaning. Three cars from Texas, one from North Carolina and one from Oklahoma. Our routes include stops for some classic Texas historical spots, plenty of chicken fried steak and Mexican food to boot. My wife has a tee shirt she wears that sums it up: "All we do is drive around and eat!" And with all of this, don't forget an essential stop at Dairy Queen for ice cream at least a couple of different times during the trip. There is always room for ice cream.

"See you down the road!"

Robert Bullard, 2024 MAFCA President

MAFFI MINUTE

Model A Enthusiasts:

Don't you cherish these days when we can go cruisin' in our precious Model A's? Are you decked out in Model A gear? If not, that's an easily remedied problem.

Just go to the MAFFI website collection (maffi.org –click on “store”) and choose one-or some! It's a “fashionable” way to support your hobby!!

As of June 20, we're only 92 days away from Model A Days at the Gilmore Auto Museum!

The Model A Days' Planning Committee is nearly ready for the big event. We're excited and we hope you make plans to join us.

While you're on that website getting your Model A gear, click on the link for Model A Days and get registered for your hotel and Model A Days: Friday, September 20 and Saturday, September 21.

You don't want to miss the unveiling of the “bus”, do you?

The Gilmore Auto Museum has been in construction mode these last few months so there are a lot of changes at the museum (picnic spots, food and beverage facilities, and more restrooms). We're excited to have so much to offer you this year at Model A Days! Motor on in to Hickory Corners in September!!

Cindy Ellenbecker, MAFFI Trustee/Secretary



Recently, Anthony “Tony” Gullo, a long-time supporter of local car clubs passed away
He supported all club events as well as the Piney Wood Model A Ford Club
He will be missed

MAFFI Minute – Win Betsy

Through the generosity of Donna Lewis, former MAFCA President and MAFFI Trustee, "Betsy," a 1930 Ford Model A has been donated to help raise funds for the expansion of the beloved Model A Ford Museum. The car remains in the same condition as restored by Red Grow in the 1950s. Enjoy driving "Betsy," your newest Model A, to your next cruise-in or car show. This is a truly historical vehicle, once owned by a MAFFI Hall of Fame inductee.

"Betsy," became famous as the best Model A in the world. The Ford Model A has gathered 32 top place trophies in the 34 shows which the car was entered. That includes two national shows in 1957 and 1962. Overall, the car won 39 trophies. It is said that Red Grow's car, "Betsy," was an inspiration at the time. It drove many people to do their best in restoring their own car. This urge to do the best restoration possible, developed the need for more information about how to a better job. As a result, the Judging Standards evolved. We can thank Red Grow and the MAFCA founders for their vision.

In 1967, Red sold "Betsy" to a Ford car dealer named Dave Grubbs for \$5,000, an unheard-of price in those days. As a result, Dave Grubb placed the car in a glass cage centered in his dealer showroom. Now, you have a chance to own "Betsy" by entering a sweepstakes through our website, <https://www.maffi.org/index.htm> , or scan the QR code and receive 20% more tickets for your donation, available at checkout!

Happy Motoring,
Cindy Ellenbecker, MAFFI Trustee-Secretary



MAFFI SWEEPSTAKES

Win "BETSY"

Enter the MAFFI Sweepstakes Starting March 1st

Closing Date: October 6th, 2024
No Purchase Required!!

Through the generosity of Donna Lewis, former MAFCA President and MAFFI Trustee, "Betsy" has been donated to help raise funds for the expansion of the Model A Ford Museum. Enter this sweepstakes for a chance to win "Betsy" a 1930 Ford Model A Sport Coupe and support the expansion.

Drawing Date: October 12th, 2024
The winner does have the option to take \$15,000 instead of Betsy

Enter now and receive 20% more tickets for your donation, available at checkout.

For more Information contact Jarrod Williams at jarrodwilliams81@gmail.com or <http://maffi.org>



Purpose of Space City MAFCA

The Space City Chapter will act as a medium of exchange of ideas, information, and parts for admirers of the Model A Ford car, and to aid them in their efforts to restore and preserve the car in its original likeness. This Club will exercise general supervision, assistance, direction, and control, to its members in their restoration process.

The Space City Chapter will operate like the Santa Clara Valley Chapter and the Twin City Chapter. The business meetings will be virtual meetings. Monthly technical sessions will focus on learning about and helping others with their cars. If possible, these sessions will be available via a virtual meeting, or video taped for other club members to access in the future. Social meetings, e.g., a meal, tours, and other activities may be made available to club members.

Let's Welcome the newest Model A Club in the Greater Houston Area
For information, contact Michael Eisenbise @ M.Eisenbise@gmail.com



We need new ideas and articles to reflect
the wishes of all the members of the club

Minute and minute
shouldn't be spelled the same.
I'm not content with this content.
I object to that object.
I need to read what I read again.
Excuse me but there's no
excuse for this.
Someone should wind this post
up and throw it in the wind.

Piney Wood Model A Ford Club (PWA) Membership Application

One Year Family Membership \$25.00
Renewal dues are delinquent after December 31st

Membership is open to anyone who owns, drives, or just appreciates the Model A Ford. PWA recognizes any year, make or model of the Model A Ford from 1928 to 1931. Membership in the *Model A Ford Club of America* (MAFCA) is REQUIRED to become a member of PWA in accordance with our by-laws. Every member of PWA enjoys the same rights, including the right to vote and to hold office in PWA.

PLEASE PRINT

Date of Application _____ Dues being paid for year _____ (January 1 – December 31)

New Member () or Renewal () Renewing members, what year did you join PWA? _____

Name _____ Birthday: Month _____ Day _____

Spouse _____ Birthday: Month _____ Day _____

Address _____ Anniversary: Month _____ Day _____

City _____ State _____ Zip _____ Email _____

Phones: Home _____ Cell _____ Cell (spouse) _____

Children under 18 years of age:

Names _____ Birthday: Month _____ Day _____

_____ Birthday: Month _____ Day _____

_____ Birthday: Month _____ Day _____

What is your MAFCA member number? _____ --required for PWA membership

Are you a member of any other automobile clubs?

_____ / _____

_____ / _____

Model A's Owned: YEAR, MODEL, BODY STYLE, CONDITION*

1. _____

2. _____

3. _____

4. _____

5. _____

*Condition: O=original, R=restored, B=being restored, M=modified, A=apart

Loanable tools available (ex: spring spreader, engine hoist, hub puller, etc.)

Make Check Payable to: Piney Wood Model A Ford Club

Mail to: Perry Jones
19207 Stanton Lake Dr.
Cypress, TX 77433
281-844-0951

What's On the Calendar?

By: Ron Cherry Tour Coordinator

2024 PWA Calendar of Events

Jan 6	Monthly Breakfast at Harris County Smokehouse
Jan 9	Monthly Meeting at Valley Ranch Barbeque
Jan 13	Polar Bear Tour to City Hall Café & Pie Bar in Huntsville
Jan 17	Ladies Luncheon * Cancelled due to weather
Feb 3	Monthly Breakfast at Magnolia Diner
Feb 10-11	Annual Sweetheart Tour – Brenham, TX
Feb 13	Monthly Meeting at Valley Ranch Barbeque
Mar 9	Monthly Breakfast at Harris County Smokehouse
Mar 9	Monthly Meeting at Robert & Elaine Bullard's Home
Mar 16*	Annual Safety Check at Copperfield Automotive (To be rescheduled)
Mar 16*	Lunch at Romero's Las Brazas (To be rescheduled)
Mar 20	Ladies Luncheon Republic Grill, Panther Creek, The Woodlands
Apr 5-7	Poor Boy Tour in Gonzales, TX
Apr 10	Monthly Meeting at Valley Ranch Barbeque (Wednesday)
Apr 13	Breakfast at Lynns Table in Spring
Apr 19	Weekday tour to the National Museum of Funeral History (Lunch following)
May 4	Breakfast at Magnolia Diner in Magnolia (Rescheduled to the 11 th .)
May 11	Day tour to Pickett House in Woodville (Canceled due to rainstorms)
May 14	Monthly Meeting at Valley Ranch Barbeque
May 15	Ladies Luncheon – (Cancelled)
Jun 8	Monthly Breakfast at Harris County BBQ
Jun 8	Monthly Meeting at Jim and Kathy Hartzog's home
Jun 13 – 16	Texas Tour in Nacogdoches, TX
Jul 9	Monthly Meeting at Valley Ranch Barbeque
Jul 13	Monthly Breakfast at Lynn's Table
Jul 17	Ladies Luncheon – Martha's Mexican Restuarant
Jul 27	Safety Check Hosted by Tom Bragaw
Aug 3	Monthly Breakfast at Harris County Smokehouse
Aug 17	Annual Ice Cream Social and Monthly Meeting

Sep 7	Monthly Breakfast at Magnolia Diner
Sep 7	Monthly Meeting at TBA
Sep 13-15	Davy Crockett tour to Crockett, Texas
Sep 18	Ladies Luncheon – Location TBA
Oct 5	Monthly Breakfast at Lynn's Table
Oct 8	Monthly Meeting at Valley Ranch Barbeque
Oct 12	Heritage Museum in Conroe (10:00 am to Noon
Oct. 25-27	Autumn Trails Weekend, Winnsboro, Texas (For information only, not a PWA tour)
Nov 2	Monthly Breakfast at Harris County Smokehouse
Nov 9*	Heritage Syrup Festival in Henderson, TX
Nov 12	Monthly Meeting at Valley Ranch Barbeque
Nov 20	Ladies Luncheon – Location TBA
Nov 23*	Tomball Holiday Parade
Dec 7	Monthly Breakfast at Maagnolia Diner
Dec 14	Annual Christmas Party at Walden Yacht Club

- Date estimated or unconfirmed.

Successful Model 'A' clubs have one common ingredient. They have members that will plan events and volunteer to assist in running the organization.

It's a necessary ingredient.

Jim's Tech Tips

"Make and Carry a Temporary Gas Gauge"

Every now and then you will come across a car or truck with an inoperable gas gauge. For example, the float sinks. You don't want to go driving around without knowing how much fuel you have in the tank.

Here are some basic instructions that you can use to make a temporary gas gauge, to use until the gauge is repaired. It's not a bad idea to carry it with you, to use on your car or to help someone traveling with you.

Take a simple paint stirring stick, like they give away at a paint store, and measure up from the end to mark the place indicating a Full tank. From there, you can use a ruler to estimate the $\frac{1}{2}$, $\frac{1}{4}$ and $\frac{3}{4}$ levels. Score a line in the wood at these 4 places, and then darken each line with a black marker.

The gas tank changed design between 1928-29 and 1930-31. The '28-29 tank holds about 10 gallons, and the larger '30-31 tank holds about 11. That means that the distance to Full is slightly different between the two tanks.

I score and mark one side of the paint stirrer with the '28-29 height to Full of $7\frac{1}{4}$ ", and then mark off the quarters from there. Then I do the same on the other side of the stick using the 1930-31 height to Full of $8\frac{1}{2}$ ". Label each side. Now you have a stick that can be used on any year Model A.

To use it, remove the gas cap (and the screen in the filler neck, if the car has one) and just dip the stick straight down until you touch the bottom of the gas tank. Now lift it out and see where the wet gas level is on the gauge. It will be approximate, close enough to drive with some confidence, knowing you will have enough fuel.

I hope you never get stuck with an inoperative gas gauge, but if you do, now you can be prepared with this temporary stick gauge.



Have a Model A Day!
Jim Cannon

A few years ago, David Teale made some beautiful Gas Sticks, which are still used today

Sunshine Report

By: Perry Jones, Sunshine Coordinator

Welcome to our newest members

Jean and Emily McDowell

Denise Eisenbise	7/1
Bob Hitchcock	7/3
Elaine Bullard	7/9
Patricia Karis	7/9
Rae Ann Burmaster	7/12
James Wade	7/12
Gregg Zulinski	7/13
Illona Blaszcak	7/15
Fred Watts	7/19
Pam Johnson	7/29
Wade Gillaspie	7/31



Tom & Jackie Walne	7/1
Bob & Marilyn Hitchcock	7/3
Michael & Jennifer Hanson	7/10
Tom & Annette Mather	7/15
Gary and Eva Huey	7/17
Jim and Illona Blaszcak	7/24

WHAT ARE HUBLEY CARS AND HOW DO WE RACE THEM?

The Hubley Company of Pennsylvania made accurate metal replicas of Model "A" Fords and other cars for any years. There are seven Model "A" Ford body styles available: Fordor Sedan, Station Wagon, Coupe, Roadster, Pickup, Victoria, and Phaeton.

One day many years ago, someone got the idea that it might be fun to "race" these model cars down a track similar to the "Pinewood Derby" track used by the Boy and Girl Scouts. Initially only appearing in local and regional MAFCA events, the Hubley Derby came into the national spotlight when it was an official event at the 1994 Tacoma MAFCA/MARC National Meet.

Over the years, three separate manufacturers had taken over production of these model kits: JBL, Gabriel, and Spec Scale Models. All the parts are interchangeable between them, and they are equally suitable for racing. The model kits are no longer being produced, but the original Hubley, JBL, Gabriel, and Spec Scale Model kits can still be located at swap meets, antique stores and at online sites like eBay.

The kits contain several metal body castings and an assortment of plastic parts. It does take some time to clean up all the pieces and paint them, but the results are well worth the effort. This is a great family participation project for the younger members, as everyone who races a car must be involved in some part of the building of it. And for those of us living in the Northern climate, what better way to chase away the winter blues than playing with toy cars.

Hubley races are a great participation and spectator sport. Crowds really get involved in the runoffs and cheer for their favorites. The format is side-by-side racing on a two-lane track with elimination races until the age group champion is finally crowned. Some of the fiercest competition is in the 18 and over group. (Taken from the Central Iowa A's)

Our Treasure Valley Model A Club owns a Hubley Derby Race Track and it is stored in Elvin's Shop. We are going to try to hold a Hubley Derby later this summer at one of our monthly meetings. If you have a model car get it ready to race. If your model kit is "in progress" finish it. If you want to build one contact Ron Carr – he had 3 kits with him at the May meeting and is willing to sell them for \$30 each.

Get your kids and grandkids involved. It is a great way to introduce them to Model A's and our Club activities.

Straighten Wheels

Question: I have two 1930 Model A's. Before I put new tires on my old rims I would like to make sure that the rims are not bent or warped. Is there a Co. that can straighten wire wheels and that can powder coat. Is there a company that specializes in this. -- Albert Welledits

Answer: A tire and wheel shop in my town advertises that they will straighten modern wheels, so you might check with one in your area. A few Model A Chapters have their own spoke wheel straighteners and provide this service to others. I have an original wheel straightener made by Wheel Service Equipment in 1934. You can also go to Vince Falter's ["Ford Garage" website](#) to see his article and more pictures of my wheel straightener. Another article; "How to Straighten Model A Wheels" can be found in Vol. 8 pg. 53-58 in the MAFCA Store book "How to Restore Your Model A". Several companies also manufacture wheel straightener machines priced from \$7 to \$22,000 but they are primarily for modern aluminum alloy wheels but might also work on our spoke wheels. **David Bockman**, 2016 Technical Director posted 05/10/16

JUNE BRIDES

By Harriet McNeill



With the June wedding season approaching, here is what a bride needs before the wedding, as suggested in *McCall's*, 1931.

For each bed, four sheets, six pillowcases, one pair of blankets, one comforter. Also, one dozen bath towels, eighteen face towels, eight guest towels, one dozen wash cloths, two bath mats, one dozen dish towels, six glass towels, table cloths, tea cloths or place mats, large or medium size napkins, tea napkins, bureau covers, doilies, dusters, etc. The custom was that if the girl could afford it, she was to bring into the marriage enough of the household linens to start the running of a new house or apartment. She could have had embroidered sheets to dozens and dozens of table napkins, but the bride could also start comfortably with items from the above list.

Personally, for clothing, especially underthings, the bride was to have enough to last at least six months to a year. She needed not less than: four sets of underwear, four nightgowns, six pairs of stockings, three good pairs of shoes (two day and one evening), one kimono/negligee and slippers, twelve handkerchiefs, two morning dresses. Also a good suitcase was needed and maybe a trunk for going away AND enough loose cash in her purse so she did not have to ask for money on the very first day of the wedding trip.



Gifts were always sent to the bride, and if they arrived after she left for her honeymoon, they were opened by her mother and recorded in the "bride book" so the gifts could be acknowledged promptly upon her return.

The wedding dress and bridesmaids' dresses were to be simple and youthful unless the wedding was in the evening, then they would be conservative evening dresses. I thought it interesting that if you were married in your going away dress, you would only have a maid of honor who would wear a street dress and hat.

The most practical thing was consideration of expenses. The bride's family and the groom's family were responsible for certain expenses just as they are today. One note-----there was no mention of a rehearsal or rehearsal dinner.

The word for the day was:

Don't start your life's greatest venture with nerves and body below par.

5 Things Every Great Workbench Has

by Kyle Smith, Hagerty Insurance [submitted by STAs Steve Organ; adapted to the Model A hobby by Editor]

Many DIY shop or garage staples exist, but the workbench stands above the rest. Having a work surface other than the floor can make working on projects safer, more efficient, and more enjoyable. Sadly, just because benches are ubiquitous does not mean each one is good.

Like so many other things in life, a workbench must balance budget, function, appearance, and specialization. While we can't help you with the last one on that list, we can get you to a great starting point by calling out some of the attributes that every good workbench will have. Whether you are building a new one or checking up on one that you've been using for years, here are five characteristics every great workbench needs.

A Flat Surface

You don't need to rebuild a carburetor on a certified granite slab, but you do want a surface that can be clean and smooth while not allowing parts to roll away. You'll often need to level your bench using shims or some other method, because garage floors are not typically very even—occasionally, on purpose.

Dozens of materials can be appropriate for bench tops, so be sure to take a deep look at what kinds of projects you think you'll tackle and choose a material that can take the amount of weight you need it to and that won't deform during use. Butcher's block surfaces have been great to me, though there are a few sections of my bench that have some serious dents from hammer blows or heavy parts.



Height

The standard countertop height is 36", and for me, an extra inch and three-quarters makes my bench a lot more comfortable.

It might be tempting to plan your workbench around the height of a kitchen countertop (36 inches is standard), but be careful: Most kitchen tasks are less precise than most DIY projects, and food prep and cooking don't require leverage



or a large range of movement like garage work often does. A lower work surface height is more tolerable in a kitchen, the arrangement of which needs to be somewhat standardized. Your workspace has no such constraints. Set your bench at a comfortable height for you and the work you do. That might even mean two benches at two different heights: parts cleaning is best done at a lower bench, while carburetor rebuilding is best done at a higher one so that it's easier to see.

Heft

A flimsy bench makes work difficult in several ways. If you've got a component plopped on top of your workbench, and every time you move it or shift something for access, the whole bench moves, you won't feel confident in the work you're doing.

Again, be careful: You can have too much of a good thing. Nice and sturdy does not require using 6×6-inch steel tubing for legs and 1/2-inch plate for the top. There's a place for a bench like that in a welding shop, but it would be more annoying than helpful in most home shops.

A Solid Vise

A sturdy vise is mandatory for any workbench.

The third hand we always seem to need, a vise, is a necessity for any shop for many reasons. It can be an anvil, a press, or an anchor that can help projects big and small in a multitude of ways. Don't believe me? Try working without one for a while.

Like the other characteristics listed here, consider your specific needs and choose accordingly. Do we all need Wilton Bullets*? No, but most people would be better served with one than with an import vise whose jaws don't line up evenly and have a ton of slop. If you're on a budget, consider buying an old vise to restore. It's a fun project, and we can honestly say that cast metals aren't what they once were.

Sturdiness

When wrenching on something, it's nice to have a workbench that doesn't move an inch to the left when trying to loosen something and an inch to the right when tightening something. Especially if you are not planning to bolt the bench to a wall or other structure in your garage, consider using an under-bench shelf for storage: It will add a nice, low weight and improve stability.

Bonus: Wheels

These are stem-type castors that make for easy installation.

I've said it before and will say it again: The ability to bring your tools and workspace to your project is a superpower. Buy a good set of double-locking casters, put them on your bench, and suddenly, it is a tool that goes places with you. The other side of the shop? Easy. The driveway? No problem. Putting multiple benches together to create a super bench? Also, an option! Use this power wisely.

No matter what, having a workbench is better than not having one. If you are looking to maximize your workspace and haven't assessed whether your workbench is working for or against you, now is the time.

*industrial quality



Humor of the Day

Many videos, interesting stories, and calendar news has been posted on the MAFCA website at www.mafca.com for your pleasure and information.

**Note: Touring Rules of the Road
Will be published before each Major Tour
Throughout the year**

**An invisible man married an
invisible woman.

I don't know what they saw in
each other.

Plus, their kids
were nothing to look at either.**



**See the Attached Link to a Ford Assembly Plant located
near San Diego, California taken in 1930**

<https://www.facebook.com/share/p/tZLcTQkXzonzjiP/?mibextid=xfxF2i>

FOR SALE

1931 Model A Ford Fordor



Brown/Black with Red Pinstripe. Brown Interior.
Restored Before 2011. Original, not modified.
Has "OH-OO-GAH" horn, Siren, Spotlight, Fender wells with spares,
and Rear Trunk/Rack.



Last time running 2013.
Gas tank was sealed before 2011.
Has a New Coil, new Starter armature, starter needs assembly

Will need oil/fluid changes, lubrication, belt, hoses, and battery replacement.
New inner tube in driver front tire; 3 more inner tubes and a few other parts included with vehicle sale.
Estimated value \$9,000-12,000

Contact information:

pickettcardiology@gmail.com

281 296-9614 Home; 281 787-9503 Cell

James D. Pickett

26 Pebble Cove Drive

The Woodlands, Texas 77381



Restored 1930 Texas License Plates



The plates were restored around 2012 (I don't recall the exact date).
I'm asking \$700 or best offer.

My contact information is:

Mike Stone

Cell: 832-561-4551


E-mail: mls_arabia@yahoo.com

Supporting Friends Who Support PWA

The following advertisers provide support to our club and the Model A community

Dear Members,

It is very important that we, as a club, support the companies who advertise in our newsletter & directory. Please let them know when you order parts or material, or if you have work done, that you saw their ad in your club newsletter and/or directory.



Web Site: www.snydersantiqueauto.com
E-Mail: [Don @ SnydersAntiqueAuto.com](mailto:Don@SnydersAntiqueAuto.com)

Snyder's Antique Auto Parts, Inc.
12925 Woodworth Road
New Springfield, OH 44443-9753

Toll-Free! Orders/Info: 888-262-5712 • Fax: 888-262-5713



Web Site: www.brattons.com

Brattons Antique Auto Parts, Inc.
1606 Back Acre Circle
Mount Airy, MD 21771

Order Toll Free: 800-255-1929
Fax Toll Free: 800-774-1930
Information: 301 829-9880



Web Site: www.mikes-afordable.com
E-Mail: [mike @ mikes-afordable.com](mailto:mike@mikes-afordable.com)

Mikes "A"Ford-Able Parts
124 Model A Drive
Maysville GA 30558

Phone: (706) 652-3866 • Fax: (706) 652-2492



Web Site: www.snjparts.com
E-Mail: smithjones@spiritcom.net
snjparts@gmail.com

Smith and Jones Antique Auto Parts
60 Wisconsin Street
West Columbia, SC 29170

Phone: (800) 422-1928 • Fax: (803) 822-8477

Gulf Coast Powder Coating

8140 CAROLYN
SANTA FE, TEXAS 77517

(409) 925-3262 (409) 770-3228

GCPOWDERCOATING@GMAIL.COM



Radiator Service

800-321-4278

E: info@donhart.com www.donhart.com



Olde Texas Engine Works

Have Tools

Will Travel



Bob Hitchcock (281) 356-6699

General Tune up's and Maintenance
Mechanical Restoration Sand Blasting and Painting



Sweet Rides

Classic Car Restoration

(281) 259-9947



Located at: 1115 Yancey Drive, Magnolia, TX 77355

We are proud to be an Authorized Repair and Restoration Facility HAGERTY CLASSIC CAR INSURANCE



Fink's Parts and Restoration

1925-1931 Model A Fords
1932-1940 Flathead Fords
Model T Fords

Original and Hot Rods
Ponchartraine Slugs
50s Fords

Randy Fink
3302 Town Creek Drive
Kingswood, TX 77338
785-282-4757
randy@finkparts.com



Jeff Fink
Instagram: [jeffink31828](https://www.instagram.com/jeffink31828)
785-477-4065
jfink28@att.net

TIN MAN

ANTIQUE LICENSE PLATE RESTORATION

License Plate and Restoration
Your License Plate Restored

RandallSlack@405517-2309
randall.slack@gmail.com

Antique license plates are just that, restored originals. They are not intended to be exact duplicates. Antique license plates have flaws; that is what adds to the "cool factor".

www.alchemymirrorresilvering.com

ALCHEMY MIRROR RESILVERING

MIRRORS DONE THE OLD FASHIONED WAY

BY APPOINTMENT
TOM & MEGAN TARNOW
1768 LAUREL AVE.
ST. PAUL, MN 55104

(651) 641-1125
alchemy@bitstream.net



**Your Ad
Could Go HERE**

The International Order of the Rubber Chicken

By: Dan Kundts, Chairman of the Board



The International Order of the Rubber Chicken
-Rules, Regulations and Other Silly Stuff-

At a meeting of the International Order of the Rubber Chicken Society (IORCS), the following rules and silly things have been agreed to and enacted upon. The infamous Rubber Chicken is to be fun and full of frivolity. The purpose of these rules is to provide consistency and fairness for those persons desiring (or not) to acquire the scandalous Rubber Chicken.

Rule #1
If your car causes an unscheduled stop while on tour- ~~YOU ARE THE CHICKEN~~

Rule #2
If, while on tour, you delay the group from leaving on time (excepting for bringing donuts & coffee)- ~~YOU ARE THE CHICKEN~~

Rule #3
If, after meeting with the group, you have a trailer (or modern car) problem, causing the others to stop alongside the road or be delayed- ~~YOU ARE THE CHICKEN~~ (aka: the Fred Rule)

Rule #4
If during any tour, you call another tour member to "help, aid, assist, tow, repair or suggest what 'might be the problem'", which causes him/her to stop whatever they are doing - ~~YOU ARE THE CHICKEN~~ (Fred Rule #2)

Rule #5 Passing the Chicken On. Procedures on how to give the chicken away

Rule #5-a
To pass the chicken on to another, the current chicken holder must be on said tour.

Rule #5-b. While broken-down on the side of the road, it is NOT advisable to hand over, throw to or put the chicken inside the broken-down car or its owner or driver. Nor is it advisable to stand alongside any broken-down car taunting the car's owner with the chicken. It also not advisable to have a photo with you standing next to the broken vehicle giving a thumbs-up jester (Dorothy Rule). Injury for violating these Rules is at the current chicken holder's own risk.

Rule #5-c. It is appropriate to pass the chicken at any meal once faces have turned from red and steam is no longer venting from ears. -Or- At any chapter meeting. -Or- If the new recipient requests it (while on the side of the road).

Rule #6
All chapters should name their chicken. It is most appropriate to name the chicken after a member so deserving because of the regularity or quantity of times he/she has had the honorable chicken bestowed up him/her.

Rule #7
Out of respect, the Rubber Chicken shall be honorably retired once its head or both legs has fallen off.

Rule #8
Each chapter should appoint a Colonel Chicken whose job shall be to determine all disputed matters. His/her word is final and not open to debate.

Rule #9
Life Time Achievement Award. The Rubber Chicken shall be permanently given to he/she who run their Model A out of gas while on tour (known as the Pruett Rule of "Don't worry, I have plenty of gas". This is not debatable! Note: an appropriate rubber chicken Mardi-gras necklace may be given in lieu of the original rubber chicken.

**2024 Piney Wood Model "A" Ford Club
Officer(s) & Chairperson(s)**

President

David Teale dwteale@comcast.net

Vice President

Ron Cherry ron.cherry2@gmail.com

Tour Director:

Ron Cherry ron.cherry2@gmail.com

Secretary & Advertising:

Joyce Perkins JPerkins@veritexbank.com

Treasurer:

Frank DeLucia frankdelucia@att.net

Board of Directors:

James Campbell jlcampb56@hotmail.com
Ron Cherry ron.cherry2@gmail.com
Elaine Bullard elainebullard53@yahoo.com
Perry Jones jones_perry@hotmail.com
Jim Hartzog (Past President)

Audit:

Tammie Jones (1) jonestg@hotmail.com

Membership & Email Coordinator:

Perry Jones jones_perry@hotmail.com

Newsletter:

Troy Walling troy.39@sbcglobal.net

National Reporter:

Dan Kundts kundts@Yahoo.com

MAFCA, MARC & MAFFI Representative:

Dan Kundts kundts@Yahoo.com

Safety Coordinator:

Perry Jones (jones_perry@hotmail.com)

Chicken Fraternity, Chairman of the Board:

Dan Kundts kundts@Yahoo.com

Sunshine Coordinator:

Mitzi Shaddix mitzishaddix@gmail.com

Apparel & Accessories:

Marion Hertzbach bearing1@gmail.com

Librarian:

Tom Bragaw tom@go-sail.net

Technical Seminars:

David Teale dwteale@comcast.net

50 - 50 Drawing:

Sergio Fernandez sergiofernandeztxgmail.com

Christmas Party Committee:

Susan Cherry rosesandoldlace@gmail.com

Mileage Keeper:

Tom Bragaw tom@go-sail.net

Media Chairperson:

Alex Brock asbrock@me.com

Lady A Activities Coordinator(s):

Kim Teale ksteale@comcast.net



All newsletter mail should be sent to the Editor at the address:

The Ford Squeaks - Piney Wood Model A Ford Club

Troy G Walling
40410 Cimarron Way
Magnolia, TX 77354
troy.39@sbcglobal.net

"The Ford Squeaks" is the official monthly publication of the Piney Wood Model A Ford Club, Inc. This club is a local chapter of the Model A Ford Club of America (MAFCA), a region of the Model A Restorers Club (MARC). The newsletter is mailed to members, prospective members, and editors of similar publications in exchange for their newsletter. Its purpose is to provide the members with information regarding club activities, upcoming events, Model 'A' restoration and maintenance. Members may publish non-commercial ads at no cost for Model A-related items: For Sale, Wanted or Trade. They are also invited to submit articles of interest or information to be published in the newsletter. **Material must reach the Editor by the 20th of the month to ensure publication in the next month's issue.** Membership dues in the Piney Wood Model 'A' Ford Club are \$25.00 per year. Annual membership is required in MAFCA. MAFCA dues are \$50.00 per year (subject to change). Membership applications are available from the Club Membership Director or our website (www.pineywoodmafc.com). The Piney Wood Model 'A' Club meetings are held on the 2nd Tuesday of every month (except December) at 7:00 PM at the Valley Ranch Bar-B-Que & Grill Restaurant, at the corner of Spring Cypress & Tomball Parkway (FM249). Other clubs are encouraged to use articles & info from "The Ford Squeaks" as long as credit is given.

Community Involvement (OME):

Paul Gross paulgross@earthlink.net

Model A Tool Crib:

Bill Miller mrwkmiller@gmail.com