

PORTFOLIO

Amalia Phillips
Designer and Ceramicist



ABOUT ME.

My name is Amalia Phillips, and I am a graduate from Nottingham Trent University, with a First Class Honours degree in BA Product Design.

My design practice revolves around simplicity and I am inspired by the Japanese philosopher Yanagi Sōetsu, and his philosophy of creating simple products with a timeless beauty. My interest lies in sustainable design, creating products, and understanding how materials will change over time to create a unique experience for a lifetime.



CONTENTS.

- 01. CERAMIC WORK AT DEVOL KITCHENS.
- 02. CURRENT PERSONAL CERAMIC WORK.

FINAL YEAR UNIVERSITY PROJECTS.

- 03. SELF-DIRECTED PROJECT, MATSU TEA SET.
- 04. COMMERCIAL PROJECT, LUCIA LANTERN.
- 05. INSIGHTS FROM MY PLACEMENT YEAR AT SQUIRE LOCKS LTD.



01. CERAMIC WORK AT
DEVOL KITCHENS.

deVOL specialises in handmade English kitchen furniture, considering a mix of classic and contemporary design.

At deVOL all ceramic products are handmade, ranging from tableware, pendant lighting and tiles.

devolkitchens



The deVOL Amber Glaze Teapots are all made by hand. The teapot is separately slip cast, including the main teapot body, handle and teapot lid. There are many elements of the process that have to be accurate such as slip consistency and slip cast timing to ensure a good cast that can then be assembled.

The deVOL Pendant Creamware shades are all hand-dipped at the studio, this is where glaze preparation is crucial to ensure accurate cream shades time after time.



devolkitchens



devolkitchens



All deVOL Porcelain Pendant Lighting is cast in the studio, and hand fettled. Porcelain is a challenging material to work with so casting times and the overall process is crucial to achieve good results. Anything can effect the porcelain slip such as weather, consistency and pouring application which could lead to imperfections within the cast. So it is important to ensure a smooth cast for when it comes to fettling the piece to the final shape. The process remains the same for all porcelain pieces.

All tiles at deVOL are hand glazed using the spray gun. I have had a lot of experience in glaze mixing, preparation and spraying the final tiles. Application is key and it is important to have a consistent spraying technique to achieve consistent results. These tiles are then loaded with care on to cranks and into the kiln.



devolkitchens



The Emerald Green and Crackle tiles are hand-extruded at the studio, followed by being cut and then fettled by hand. As there will always be waste it is important to reclaim the waste and re-use the reclaimed clay when extruding tiles again. This gives an overview of the whole process and how important all elements of the process are in production.

The deVOL platters are made in two designs, the oval and round platter, ranging in three different shades depending on the clay used. The green and blue glaze is used for the stoneware and the white glaze is used over the brown earthenware clay. All platters are then slip cast and decorated by hand, using hand indentations and stamps.





02. CURRENT PERSONAL CERAMIC WORK.

In my own time, I like to explore different shapes and forms by throwing pieces on the wheel. I have a particular interest in tea brewing vessels (more shown later in portfolio from university work) and I like to explore these pieces with the knowledge and help I have gained from Ben Dodd and his classes in Nottingham. Ben Dodd oversaw my self-directed project at university and helped me learn all the techniques I use today.

For more personal ceramic work, please visit my website- apmpdesign.uk or my instagram page [apmpdesign](https://www.instagram.com/apmpdesign)





03. MATSU TEA SET

(Final Year, Self-Directed Project)

The Matsu Tea Set is inspired by both Japanese and Chinese tea brewing ceremonies and preparation methods, bringing a new experience to making loose leaf tea.

The hand-crafted nature of the tea set has a unique serendipity that enhances the consumer's relationship with the experience.







MORE INFORMATION

The tea set creates a perfect middle ground, having a simplified brewing vessel that is inspired by the Japanese Shiboridashi and Chinese Gaiwan. The cups also take inspiration from the traditional shallow cup profile with the addition of an enlarged handle.

Pine wood is used as it has natural oils that will gradually change the wood to a honey colour, and it is important to embrace this natural change. To compliment the pine wood, the white stoneware is finished using a marbled green glaze to bring feelings of nature to the tea set. The Kintsugi gold repair method is advised to maintain the ceramics to show the product's history, bringing true individuality and a unique experience to be handed down for generations.



Serendipity is central to the tea set's narrative, as unexpected patterns can appear in the glaze, making each piece one-of-a-kind. These moments add to the narrative, creating a sense of connection between you and the maker, sharing a delight in discovering these moments.





All ceramic pieces were hand-made and glazed with the guidance of tutors at Nottingham Ceramic School. The pine tea container lid was hand-turned on the wood-lathe at the University workshop.









04. LUCIA LANTERN

(Final Year, Commercial Project)

The Lucia Lantern is to be used alongside comforting activities within the home, enhancing mindfulness and well-being.

Designed to perform like a traditional candle lantern, the light is to be removed and switched on with a range of shades and base parts allowing for full customisability between people.







MORE INFORMATION

The Lucia Lantern is designed to accompany comforting activities pursued within the home, where that feeling of relaxation resonates within these tasks, for example reading a book or yoga. The lantern range is made from natural materials to calm and centre people mentally and emotionally. The materials remind us of the peace and tranquillity of the natural world, with the chemical-free element also protecting our health in the long term.

The design defines how the lantern is used to connect and focus the person on the lantern experience. The use of two hands is encouraged when moving the lantern around, as it focuses people on the activity that is presented and inspires them to be more mindful.

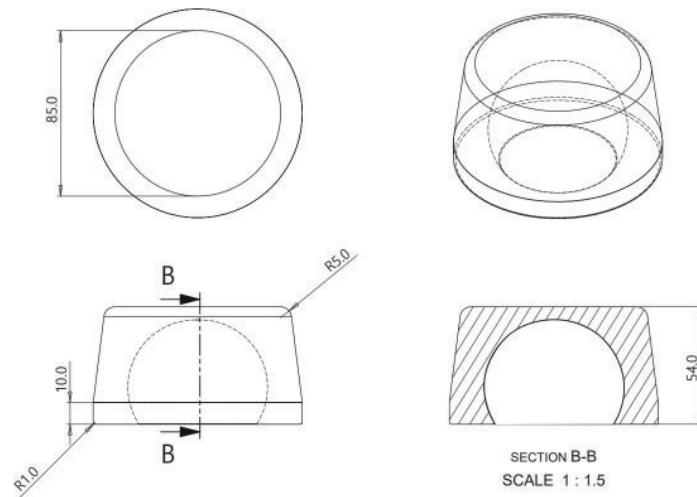
The Lucia Lantern range is hand-made with added texture to promote the use of touch, using sustainable materials such as white ash wood, clear recyclable resin, rattan, and faux angora wool. The removable light is powered by an LED bulb allowing for 56 hours of life after only a 2-hour charge.





The lantern base parts were hand-turned on the wood lathe with the guidance of the workshop technician, as well as gaining experience using the 3-D form labs printer to make the clear resin base.

Technical drawings created on SolidWorks to accurately represent how the bulb would be situated inside the removable silicone light.






05. SQUIRE STRAPLOCK™ 35

During my placement at Squire I worked with the design team to produce the Straplock wearable lock.

I was involved in designing the exterior sleeve design that was later manufactured and produced.

The design took inspiration from map typography ranges to highlight the use of the lock in any setting.





MORE INFORMATION

The Straplok™ 35 is constructed from a multi-cable high tensile steel core that is highly resistant to attack and Sold Secure Bicycle Silver Approved. The silicone outer layer is wrapped in a stylish Neoprene cover that is both comfortable to wear and kind to your bike frame. The belt-style bike lock includes an adjustable extender strap allowing for multi-user flexibility.



EXPERIENCE.

Aug. 2023- Present
Ceramics Production at deVOL Kitchens.

April. 2023- May. 2023
6-Week Throwing Course with glazing at Nottingham Ceramic School.

May.2022-Aug.2022
Product Design and Marketing Placement at Henry Squire & Sons Ltd.

Jan.2022-April.2022
Art and Design Teaching Placement at Riverside International School, Prague.

Sept.2021-Dec.2021
Art and Design Teaching Placement at Stafford Grammar School.

Stafford Grammar School Sixth Form- A Level
Product Design (A), Art and Design (A),
Psychology (B).

ACHIEVEMENTS.

2019- Achieved Grade 8 Clarinet with Merit.
2016- Achieved Grade 5 Piano with Merit.

2019- Design and Technology Senior Award
(Stafford Grammar School)
2017- Teaching English as a Foreign Language
(TEFL) Qualification.
2016- Duke of Edinburgh, Bronze Award.

SOFTWARE SKILLS.

My software skills include the InDesign,
Illustrator, Photoshop, SolidWorks and Keyshot.



CONTACT

EMAIL: amaliaphillips96@gmail.com

MOBILE: +44 (0) 7842677899

INSTAGRAM: [@apmpdesign](https://www.instagram.com/apmpdesign)

WEBSITE: apmpdesign.uk