



MASTER'S PROJECT PORTFOLIO  
TEXTURED TERRACOTTA

AMALIA PHILLIPS

CONTENTS LIST

3	PROJECT PROPOSAL
4-6	MOODBOARD AND TRENDS
7-8	INITIAL SKETCHING AND MAKING
9-11	PRIMARY IMAGERY, MOODBOARD AND SKETCHING
12	INTERIM SHOW
13-14	CAD WORK AND SKETCH DEVELOPMENT
15-17	THROWING, MAKING AND FINAL OUTCOMES
18-19	MARKETING STRATEGIES AND TARGET MARKET
20-22	PRODUCT IN SITU AND PHOTOGRAPHY
23	FINAL MOODBOARD
24-26	FUTURE OF THE PRODUCT
27	REFERENCES

## MASTER'S PROJECT PROPOSAL

### 'TEXTURED TERRACOTTA'

The body of work consists of a series of thrown terracotta vessels that explore the relationship between structured form and expressive surface. Drawing from the colours of Moravia in Czechia, the pieces are grounded in the tones of the landscape. The colours are central to the visual language of the work, establishing a strong sense of place and materials used. The colours resemble light and dark tones as well as a specific blue developed to represent the tones of the water and sky in Moravia. Light and dark can be seen through the way light reflects in nature as well as dark shadows of the landscapes.

The forms are wheel-thrown, this emphasises the symmetry and structure of the piece. However, these pieces are then altered through the application of slip decoration, which is used not only as a surface decoration but also introduces movement and spontaneity. The contrasting colours of the slip work references the reflective qualities of water, and how light shifts across the surface, adding fluidity to the piece through slip motion and colour.

In addition to the gestures, hand-built elements are incorporated onto the vessels, influenced by contemporary fashion and plaited forms, as well as the asymmetry of fastenings, ties, and the delicacy of plaits. These motifs allow the vessels to function as both utilitarian forms and expressive objects, merging the language of traditional slipware and contemporary work.

The work exists at the intersection of craft and contemporary art, combining the tactile immediacy of handmade ceramics with broader cultural and natural references with material process. Through this combination, the pieces aim to evoke not only the colours of the makers' heritage, and aesthetics that inspired them, but also the materiality and expressive qualities of terracotta decoration.



MOODBOARD AND TRENDS





# Mutated Flora



@brrch\_floral



Ratti - Marzotto Group



@brrch\_floral



Collina Strada




@brrch\_floral



Mantero Seta


**After seasons of hand-rendered painterly florals, photo prints will re-emerge, as digital aesthetic gain ground**

- Eerie botanicals come to the fore, from passion fruit flowers to rare orchid varieties, warped and distorted for a weird and wonderful update on florals.
- Combine florals with stripes, pixels or geometrics for a high-graphic contrast.
- Create a multi-textured look for materials by over-printing florals on velvet devoré or fil coupé.
- **Drop:** Mid Autumn



- Patchwork is explored for all markets in a multitude of techniques and stitches, from contemporary through to boho
- Graphic intarsia taps into the ongoing trend for stripes, checks and blocking
- Evolving the trend for DIY patchwork and artisanal handcrafted effects, use fringing applications and woven appliqué
- A great technique for seasonal knits in both merino and cashmere blends





# Concept One — buttons — knit



clay is to be plaited and slip + scored onto vase.

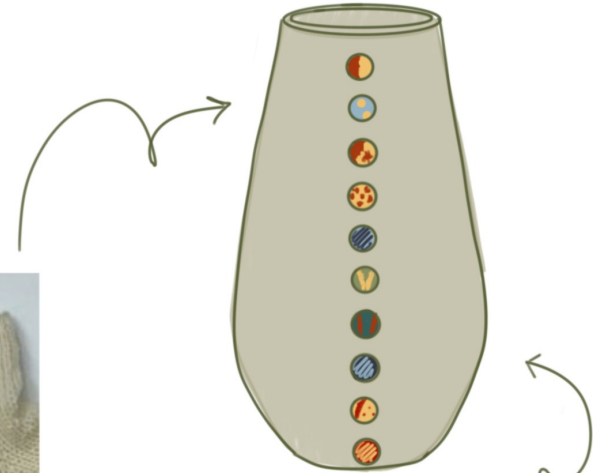



plate techniques used from professional practice



INITIAL SKETCHING AND MAKING









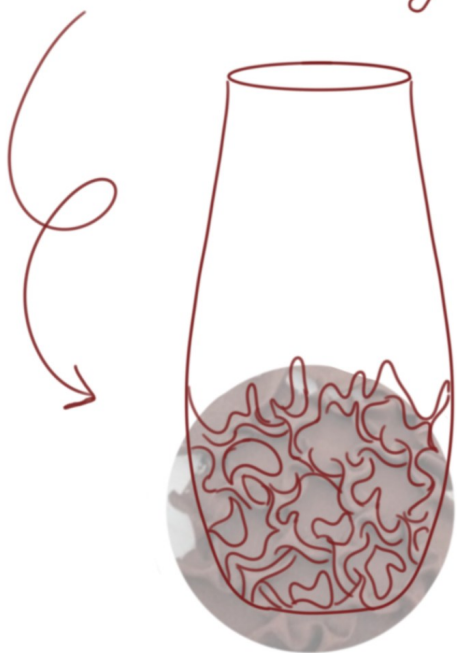


WATER MOODBOARD— HOW SLIP CAN BE APPLIED

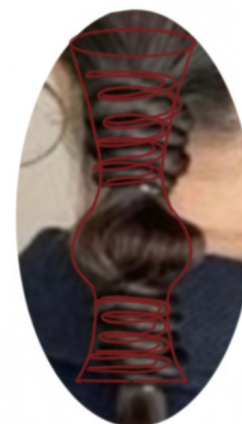




clay pinched/  
manipulated + layered  
over thrown body.

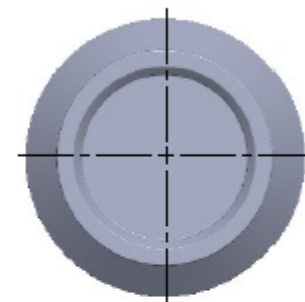
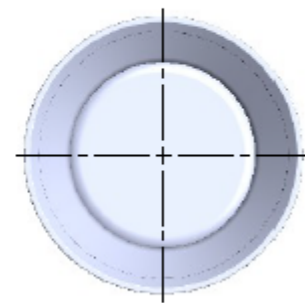
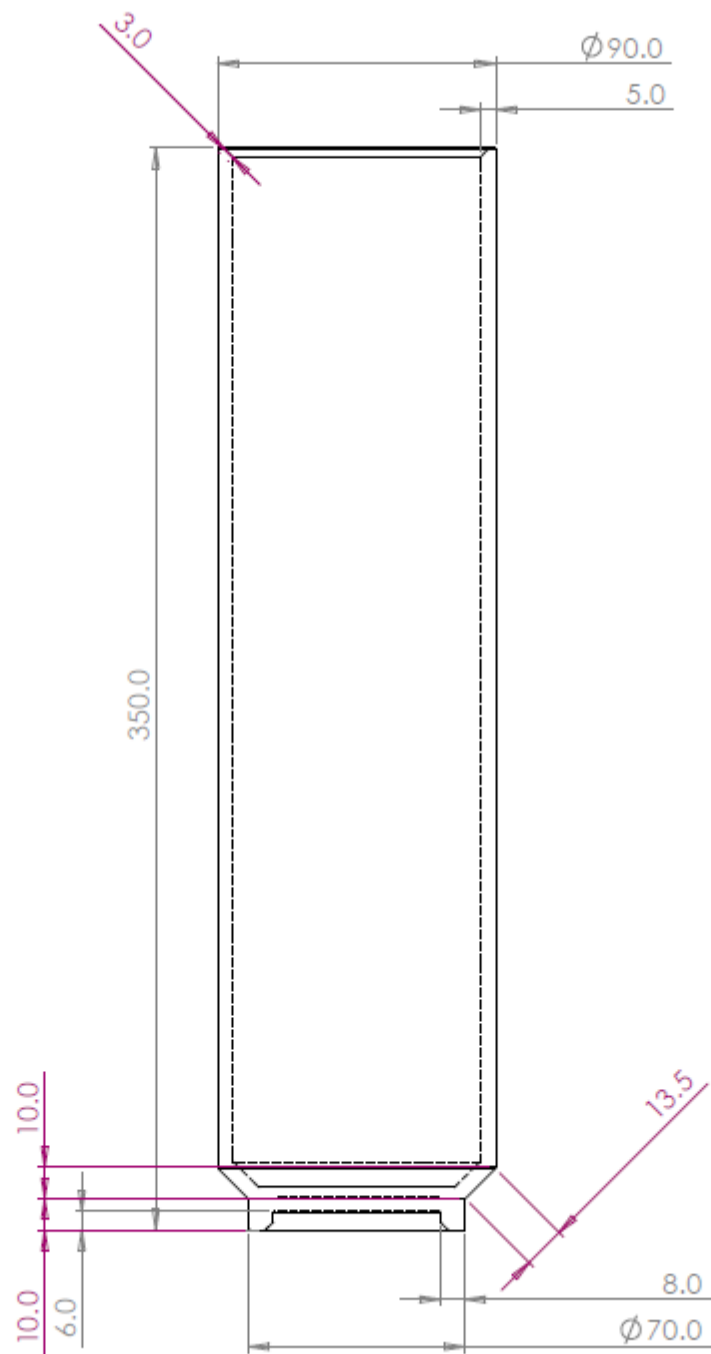


base is layered up


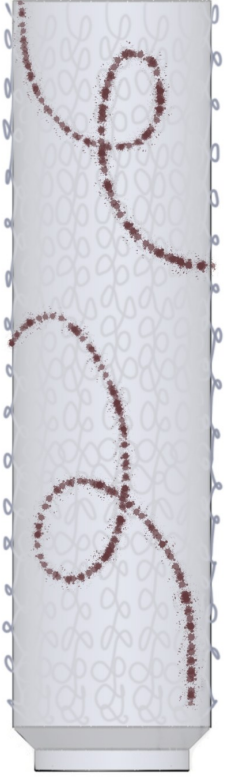








DEVELOPED SKETCHWORK





THROWING AND MAKING



FINAL COLLECTION







Previous month ▾ 1 Jun - 30 Jun

24,966  
Views

44.1%  
Followers



55.9%  
Non-followers

Accounts reached 6,977  
+465.4%

By content type


All Followers Non-followers

Posts 51.5%

Reels 40.7%

Stories 7.8%

Followers Non-followers



Views ⓘ

4,356  
Views

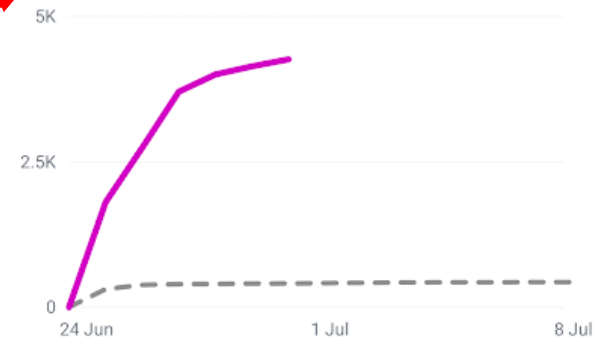
6.9%  
Followers



93.1%  
Non-followers


Views over time

All Followers Non-followers















Home / Ceramics



SZ Ceramics Storm Mug  
£35.00  
★★★★★ (5)




Amalia Phillips Textured Vase  
£310  
★★★★★ (4)

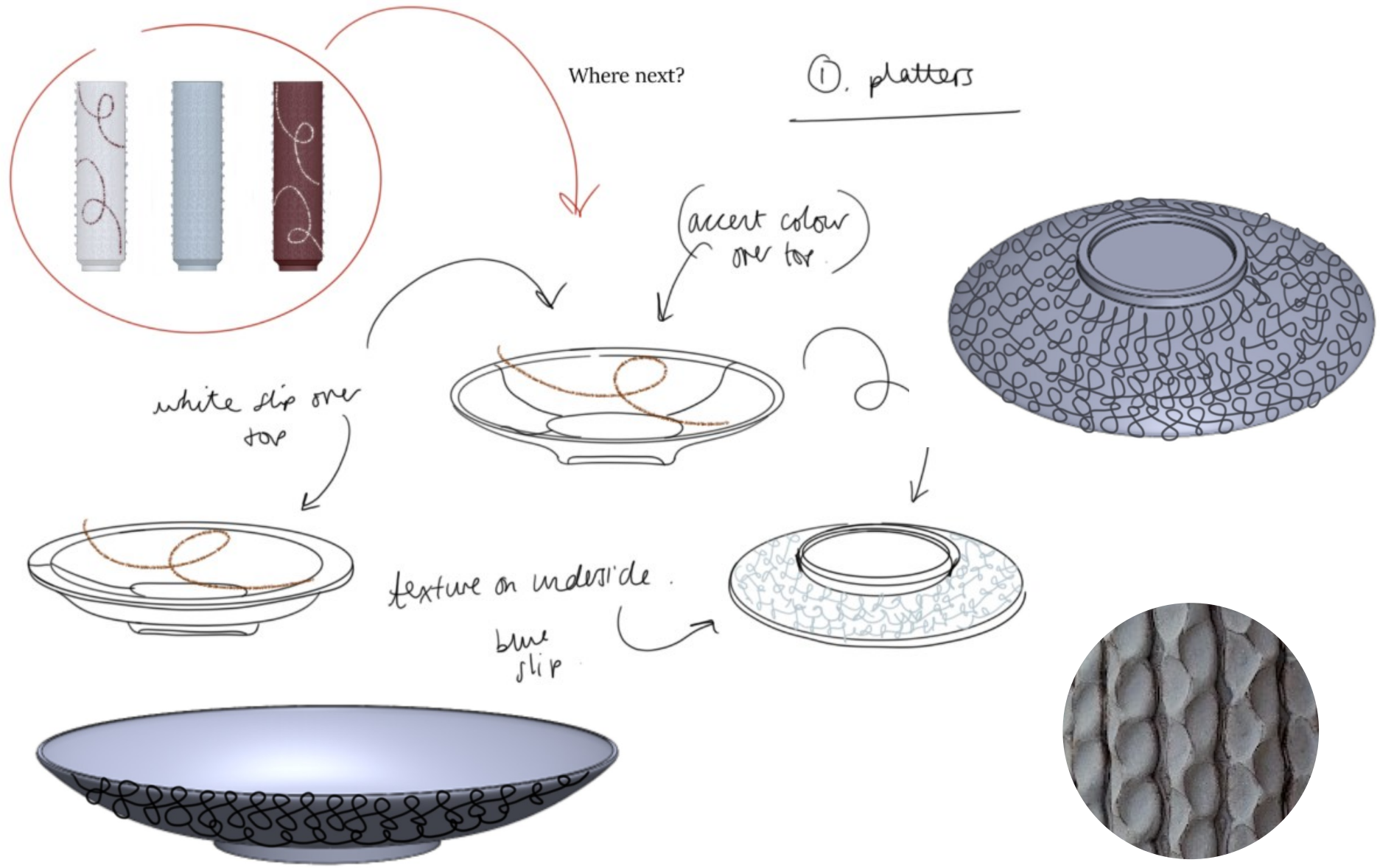


SZ Ceramics Frill Neck Vase  
£35.00  
★★★★★ (11)


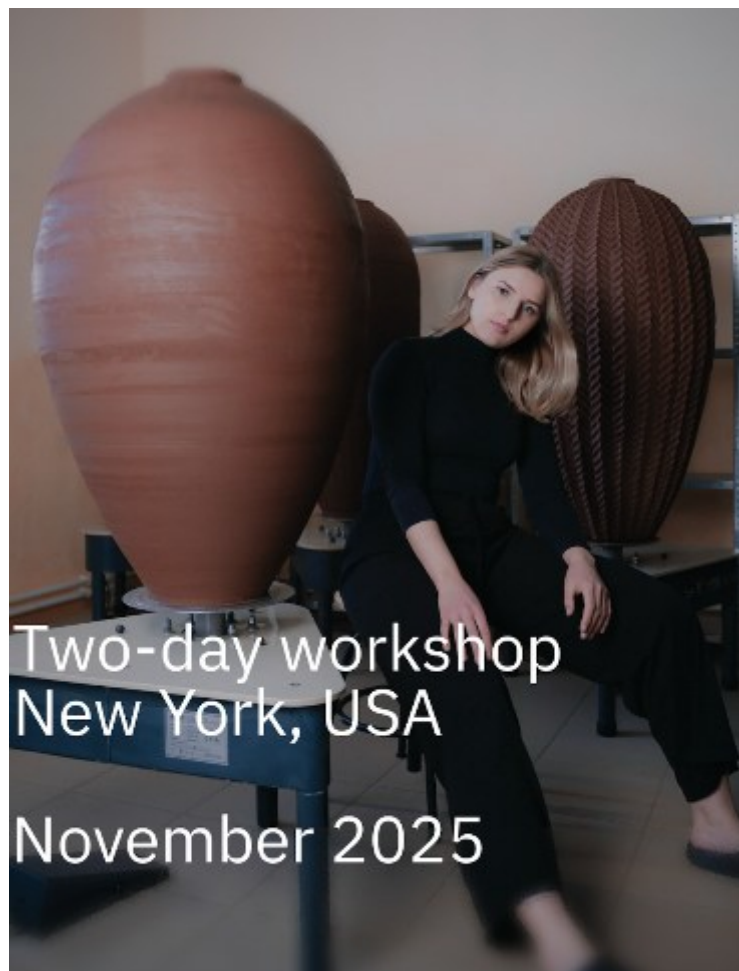


MOODBOARD











Manipulating light on photoshop.



Thinner vase to show future development.



Altering the vibrancy of the image.



## REFERENCES

Ashby, S. (2025). *Projects / Studio Ashby*. [online] Studioashby.com. Available at: <https://studioashby.com/projects/> [Accessed 2025].

Kseniya , P. (2025). *Kseniya Polyakova • Ceramic artist • Kepamucm (@su.polyakova) • Instagram photos and videos*. [online] Instagram.com. Available at: <https://www.instagram.com/su.polyakova/> [Accessed 14 Jul. 2025].

Pinterest (2025). *Pinterest*. [online] Pinterest. Available at: <https://uk.pinterest.com/>.

Toast (2024). *Ceramics*. [online] TOAST. Available at: [https://www.toa.st/collections/ceramics?utm\\_source=google&utm\\_medium=cpc&utm\\_campaign=372588024](https://www.toa.st/collections/ceramics?utm_source=google&utm_medium=cpc&utm_campaign=372588024) [Accessed 14 Jul. 2025].

Wgsn.com. (2025). *WGSN Mutated Flora*. [online] Available at: [https://www.wgsn.com/fashion/article/82094#page\\_7](https://www.wgsn.com/fashion/article/82094#page_7) [Accessed 14 Jul. 2025].