



PROFESSIONAL PRACTICE

EXPLORING NATURE: TERRACOTTA SLIP DECORATION

AMALIA PHILLIPS

PAGE	CONTENTS
3	PROJECT BRIEF
4	MOODBOARD
5	PRIMARY RESEARCH
6	SKETCH PAGE
7	SECONDARY RESEARCH
8	SECONDARY RESEARCH LINKING TO PRIMARY PHOTOGRAPHY
9-10	SLIPWARE DEVELOPMENT
11	FURTHER SKETCHING
12	MEDIVAL SLIPWARE POTTERY
13-15	SLIPWARE DEVELOPMENT
16	A COHESIVE RANGE
17	REFERENCES

PROFESSIONAL PRACTICE

Objective

To explore and experiment with terracotta slip decoration by developing a range of nature-inspired slip colours using oxides, stains, and natural materials. Techniques such as marbling, layering, slip trailing, and stencilling will be tested to create patterns and textures that echo the hues and surfaces of landscapes, plants, stones, and water. The project will focus on simple, organic ceramic forms to highlight the slip decoration, culminating in a cohesive collection that shows the diversity of colour and pattern of the natural world.

Key Deliverables:

- A series of ceramic forms suitable for slip decoration (e.g., tiles, plates, bowls, or sculptural forms).
- A curated palette of slips inspired by nature, developed through experimentation with oxides, stains, and natural materials.
- Application of various slip decoration techniques, emphasizing texture, layering, and natural motifs.
- A final collection of pieces that reflect a cohesive exploration of nature-inspired themes and colours.

Evaluation for project

Does the range of slip colours effectively reflect the intended natural inspirations?

How well are the slip decoration techniques executed?

Do the final pieces present a unified theme and narrative inspired by nature?

Are there any unique approaches to slip decoration that push boundaries?

Project Phases:

1. Research and Inspiration

Study natural elements such as landscapes, plants, stones, and water patterns to draw inspiration for colours, textures, and motifs. Create a mood board with images, sketches, and colour swatches to inform design choices.

2. Material Preparation

Experiment with natural oxides (e.g., iron, cobalt, manganese) and commercial stains to develop a palette that reflects nature's hues (e.g., earthy browns, mossy greens, ocean blues, sunset oranges). Test slip mixtures on test tiles for colour accuracy after firing.

3. Form Creation

Hand-build or throw a series of ceramic forms suitable for slip decoration.

Focus on simple, organic shapes to allow surface decoration to stand out.

4. Slip Decoration Techniques

Experiment with various techniques, such as:

Brushing: Mimicking leaf veins, tree bark, or flowing water.

Layering: Creating depth with overlapping colours and textures.

Sgraffito: Carving through slip to reveal patterns inspired by natural elements.

Stencilling: Using natural shapes like leaves or shells to create motifs.

Marbling: Swirling slips to mimic stone patterns or ocean currents.

Slip Trailing: Creating raised designs reminiscent of vines or branches.

Curry Wilkinson




Patia Davis



Romanian Slipware Bowls



Russell Kingston



Anthony Eccles



Imogen Richards






Frances Savage



PRIMARY RESEARCH

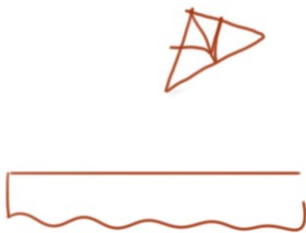
#586F8C  #C8DCE5  #F2E8DC  #A01801  #260101 



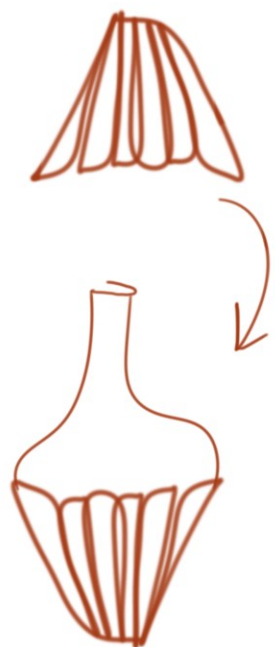
#F2D894  #BFA5D0  #403501  #9CB6D9  #7C8AA6 

Pustevny is a scenic mountain pass in the Czech Republic's Beskydy Mountains, known for its unique wooden architecture designed by Dušan Jurkovič. Popular for hiking, skiing, and cultural landmarks like the Radhošť Church and Radegast statue.

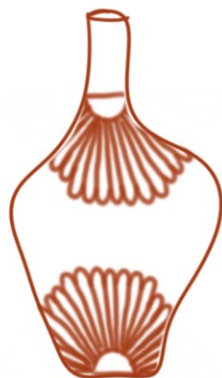
Amalia Phillips



traditional
mountain building
feature.



ideation of
how to incorporate
features.



experiment
with branches from
mountains - press for texture.
(collected by hand)



Buncheong Korean Ceramics



Clive Bowen



Dylan Bowen





Harry Stooshinoff

Amalia Phillips











Slip ideation design, using sketch tools





Inspiration taken from ink work



Technique taken forward using slip



A COHESIVE RANGE



Reference list

- Bowen, C. (2025a). clivebowen.co.uk. [online] clivebowen.co.uk. Available at: <https://clivebowen.co.uk/> [Accessed 2025].
- Bowen, D. (2025b). Slip decorated earthenware. [online] Dylan Bowen. Available at: <https://dylanbowen.co.uk/>.
- Davis, P. (2021). Patia Davis | Slip Decorated Earthenware & Porcelain. [online] Patia Davis. Available at: <https://patiadavis.co.uk/> [Accessed 2025].
- Eccles, A. (2019). Anthony Eccles Ceramics. [online] Anthony Eccles. Available at: <https://www.anthonyecclesceramics.co.uk/> [Accessed 2025].
- GoldMark (2017). In Focus | Painting with Metal: Phil Rogers on Korean 'Buncheong' Pottery. [online] Goldmark. Available at: <https://www.goldmarkart.com/blogs/discover/buncheong-korean-pottery-phil-rogers> [Accessed 2025].
- Kingston, R. (2016). Russell Kingston. [online] russell-kingston. Available at: <https://www.russellkingstonceramics.co.uk/> [Accessed 2025].
- Martyn Edgell Antiques (2025). Slipware, Country and Medieval pottery | Product categories | Martyn Edgell Antiques Ltd. [online] Martynedgell.com. Available at: <https://martynedgell.com/index.php/product-category/pottery/slipware/> [Accessed 2025].
- Richards, I. (2021). Immo (@imogenrichards_) Instagram photos and videos. [online] Instagram.com. Available at: https://www.instagram.com/imogenrichards_/?hl=en-gb [Accessed 2025].
- Savage, F. (2025). Frances Savage. [online] Frances Savage. Available at: <https://www.francesavage.co.uk/> [Accessed 2025].
- Stooshinoff, H. (2021). Harry Stooshinoff - Artist. [online] Harrystooshinoff.com. Available at: <https://www.harrystooshinoff.com/> [Accessed 2025].